

品名	24 年 実 績			23 年 実 績			増 減		前年比 (%)		
	数量 kg	金額	平均@	数量 kg	金額	平均@	数量 kg	金額	数量	金額	@
ハウスミカン	572,656.55	379,428,633	662.58	671,733.59	404,650,743	602.40	-99,077.04	-25,222,110	85	94	110
極 早 生	2,219,950.74	263,567,080	118.73	2,260,114.25	304,789,272	134.86	-40,163.51	-41,222,192	98	86	88
早生温州	2,652,035.10	467,593,133	176.31	2,864,554.20	445,658,144	155.58	-212,519.10	21,934,989	93	105	113
青 島 系	1,637,024.00	351,014,989	214.42	1,049,600.00	266,917,384	254.30	587,424.00	84,097,605	156	132	84
普通温州	865,253.00	177,773,640	205.46	644,730.00	152,512,142	236.55	220,523.00	25,261,498	134	117	87
温州 計	7,374,262.84	1,259,948,842	170.86	6,818,998.45	1,169,876,942	171.56	555,264.39	90,071,900	108	108	100
伊 予 柑	404,029.30	67,349,387	166.69	381,472.10	76,639,480	200.90	22,557.20	-9,290,093	106	88	83
八 朔	320,570.80	49,829,860	155.44	257,022.80	47,986,149	186.70	63,548.00	1,843,711	125	104	83
清 見	200,327.50	39,113,128	195.25	267,007.46	53,623,373	200.83	-66,679.96	-14,510,245	75	73	97
甘 夏 柑	768,287.00	102,467,239	133.37	847,743.20	112,432,009	132.63	-79,456.20	-9,964,770	91	91	101
ボンカン	513,826.40	97,623,448	189.99	425,193.50	93,498,540	219.90	88,632.90	4,124,908	121	104	86
デコボン	394,233.30	136,555,402	346.38	331,904.40	117,753,705	354.78	62,328.90	18,801,697	119	116	98
不 知 火	85,078.60	17,806,182	209.29	41,859.40	10,556,359	252.19	43,219.20	7,249,823	203	169	83
その他柑橘	813,072.50	210,582,013	259.00	791,718.29	203,588,111	257.15	21,354.21	6,993,902	103	103	101
柑 橘 計	11,446,344.79	2,360,704,134	206.24	10,834,653.19	2,290,605,411	211.41	611,691.60	70,098,723	106	103	98
つ が る	1,131,679.90	327,881,279	289.73	999,933.00	248,320,153	248.34	131,746.90	79,561,126	113	132	117
早生ふじ	335,361.00	86,038,731	256.56	93,230.00	33,004,080	354.01	242,131.00	53,034,651	360	261	72
サンふじ	2,344,921.30	749,208,360	319.50	2,996,742.90	763,904,018	254.91	-651,821.60	-14,695,658	78	98	125
ふ じ	680,591.40	304,106,437	446.83	668,178.80	193,622,635	289.78	12,412.60	110,483,802	102	157	154
シナノスイト	220,780.00	63,123,858	285.91	199,824.00	67,529,757	337.95	20,956.00	-4,405,899	110	93	85
ジョナゴールド	1,227,794.40	457,583,518	372.69	1,363,985.80	406,205,201	297.81	-136,191.40	51,378,317	90	113	125
王 林	763,058.30	235,716,005	308.91	845,668.70	209,590,051	247.84	-82,610.40	26,125,954	90	112	125
む つ	90,245.00	42,007,062	465.48	63,810.00	25,940,029	406.52	26,435.00	16,067,033	141	162	115
その他リンゴ	819,327.40	203,003,003	247.77	504,068.32	147,032,301	291.69	315,259.08	55,970,702	163	138	85
リンゴ 計	7,613,758.70	2,468,668,253	324.24	7,735,441.52	2,095,148,225	270.85	-121,682.82	373,520,028	98	118	120
デラウェア	246,857.05	229,351,875	929.09	226,606.60	227,346,781	1,003.27	20,250.45	2,005,094	109	101	93
巨 峰	596,132.23	437,217,936	733.42	587,426.00	489,917,337	834.01	8,706.23	-52,699,401	101	89	88
種なし巨峰	122,243.95	114,607,713	937.53				122,243.95	114,607,713			
巨 峰 計	718,376.18	551,825,649	768.16	587,426.00	489,917,337	834.01	130,950.18	61,908,312	122	113	92
ベリー A	97,042.00	44,583,106	459.42	94,353.10	44,189,774	468.34	2,688.90	393,332	103	101	98
温室ぶどう	31,173.90	28,607,150	917.66	25,371.08	26,890,623	1,059.89	5,802.82	1,716,527	123	106	87
ピオーネ	261,772.40	200,465,536	765.80	206,126.40	177,430,846	860.79	55,646.00	23,034,690	127	113	89
その他ぶどう	128,156.30	94,450,222	736.99	145,341.90	83,023,512	571.23	-17,185.60	11,426,710	88	114	129
ぶどう 計	1,483,377.83	1,149,283,538	774.77	1,285,225.08	1,048,798,873	816.04	198,152.75	100,484,665	115	110	95
輸入葡萄	334,429.20	114,547,076	342.52	175,499.90	57,771,697	329.18	158,929.30	56,775,379	191	198	104
二十世紀	160,326.00	50,881,793	317.36	218,648.00	58,892,807	269.35	-58,322.00	-8,011,014	73	86	118
幸 水	769,027.20	306,524,429	398.59	729,079.50	288,145,209	395.22	39,947.70	18,379,220	105	106	101
豊 水	1,245,074.00	381,199,815	306.17	1,261,438.40	344,348,712	272.98	-16,364.40	36,851,103	99	111	112
あきづき	57,712.20	20,326,901	352.21				57,712.20	20,326,901			
新 高	449,846.10	100,926,287	224.36	426,038.80	99,704,477	234.03	23,807.30	1,221,810	106	101	96
新 興	194,604.00	49,404,263	253.87	180,400.00	45,528,762	252.38	14,204.00	3,875,501	108	109	101
晩 三 吉	43,180.00	9,936,463	230.12	37,710.00	8,213,481	217.81	5,470.00	1,722,982	115	121	106
その他梨	100,637.50	30,130,387	299.40	161,329.90	47,380,405	293.69	-60,692.40	-17,250,018	62	64	102
西 洋 梨	149,266.60	52,862,837	354.15	138,913.00	45,908,525	330.48	10,353.60	6,954,312	107	115	107
梨 計	3,169,673.60	1,002,193,175	316.18	3,153,557.60	938,122,378	297.48	16,116.00	64,070,797	101	107	106
あまおう	1,374,482.48	1,715,454,958	1,248.07	1,458,879.06	1,637,557,075	1,122.48	-84,396.58	77,897,883	94	105	111
幸の香いちご	236,673.63	278,455,805	1,176.54	139,622.27	139,377,925	998.25	97,051.36	139,077,880	170	200	118
佐賀ほのか	528,850.40	681,589,781	1,288.81	292,450.94	282,516,499	966.03	236,399.46	399,073,282	181	241	133
その他苺	411,447.21	459,273,729	1,116.24	963,121.61	892,244,428	926.41	-551,674.40	-432,970,699	43	51	120
苺計(国内)	2,551,453.72	3,134,774,273	1,228.62	2,854,073.88	2,951,695,927	1,034.20	-302,620.16	183,078,346	89	106	119
輸 入 苺	225,642.10	215,223,562	953.83	162,569.20	162,909,444	1,002.09	63,072.90	52,314,118	139	132	95
苺 合 計	2,777,095.82	3,349,997,835	1,206.30	3,016,643.08	3,114,605,371	1,032.47	-239,547.26	235,392,464	92	108	117
果実加工品	412,272.09	148,462,975	360.11	255,144.87	94,957,808	372.17	157,127.22	53,505,167	162	156	97

品名	24 年 実 績			23 年 実 績			増 減		前年比 (%)		
	数量 kg	金額	平均@	数量 kg	金額	平均@	数量 kg	金額	数量	金額	@
西村早生	266,765.40	69,333,241	259.90	231,220.00	63,313,689	273.82	35,545.40	6,019,552	115	110	95
伊豆柿	166,681.20	29,523,128	177.12	100,905.50	26,062,797	258.29	65,775.70	3,460,331	165	113	69
早生富有柿	257,386.40	47,491,091	184.51	199,127.60	46,208,973	232.06	58,258.80	1,282,118	129	103	80
富有柿	1,454,773.20	236,987,302	162.90	990,642.20	240,317,620	242.59	464,131.00	-3,330,318	147	99	67
冷蔵柿	206,514.50	83,086,848	402.33	247,148.50	112,481,433	455.12	-40,634.00	-29,394,585	84	74	88
その他柿	173,538.65	34,862,232	200.89	86,704.00	26,442,536	304.97	86,834.65	8,419,696	200	132	66
甘柿計	2,525,659.35	501,283,842	198.48	1,855,747.80	514,827,048	277.42	669,911.55	-13,543,206	136	97	72
渋柿	391,675.40	44,167,138	112.76	328,829.00	45,043,803	136.98	62,846.40	-876,665	119	98	82
脱渋柿	345,550.20	83,062,866	240.38	312,188.10	87,971,797	281.79	33,362.10	-4,908,931	111	94	85
干柿(国内)	53,567.24	76,338,635	1,425.10	46,530.91	81,180,478	1,744.66	7,036.33	-4,841,843	115	94	82
干柿(輸入)	12,472.80	6,248,728	500.99	16,835.00	6,229,966	370.06	-4,362.20	18,762	74	100	135
柿計	3,262,884.95	628,513,846	192.63	2,496,764.90	647,842,648	259.47	766,120.05	-19,328,802	131	97	74
西瓜	5,401,926.00	690,930,815	127.90	4,664,572.60	628,556,409	134.75	737,353.40	62,374,406	116	110	95
小玉西瓜	685,761.50	116,308,211	169.60	608,427.40	114,613,029	188.38	77,334.10	1,695,182	113	101	90
温室西瓜	2,939.00	1,191,825	405.52	4,614.00	1,943,135	421.14	-1,675.00	-751,310	64	61	96
西瓜計	6,090,626.50	808,430,851	132.73	5,277,614.00	745,112,573	141.18	813,012.50	63,318,278	115	109	94
プリンスメロン	51,150.00	13,179,164	257.66	57,867.00	14,687,689	253.82	-6,717.00	-1,508,525	88	90	102
アンデスメロン	152,997.00	48,939,320	319.87	111,944.00	36,921,187	329.82	41,053.00	12,018,133	137	133	97
肥後クインメロン	176,789.00	47,836,036	270.58	140,402.50	36,314,638	258.65	36,386.50	11,521,398	126	132	105
その他メロン	461,029.50	137,536,974	298.33	439,451.00	137,393,314	312.65	21,578.50	143,660	105	100	95
アールス(静岡)	170,906.70	193,660,676	1,133.14	192,915.40	202,348,276	1,048.90	-22,008.70	-8,687,600	89	96	108
アールス(静岡以外)	430,770.00	187,218,191	434.61	430,564.10	187,578,786	435.66	205.90	-360,595	100	100	100
アールス計	601,676.70	380,878,867	633.03	623,479.50	389,927,062	625.40	-21,802.80	-9,048,195	97	98	101
赤肉メロン	493,164.90	196,044,597	397.52	417,120.30	169,245,518	405.75	76,044.60	26,799,079	118	116	98
メロン計	1,936,807.10	824,414,958	425.66	1,790,264.30	784,489,408	438.20	146,542.80	39,925,550	108	105	97
ハウスもも	3,812.62	3,024,719	793.34	9,683.50	7,091,875	732.37	-5,870.88	-4,067,156	39	43	108
もも	1,176,847.48	558,882,101	474.90	1,069,809.91	451,837,742	422.35	107,037.57	107,044,359	110	124	112
もも計	1,180,660.10	561,906,820	475.93	1,079,493.41	458,929,617	425.13	101,166.69	102,977,203	109	122	112
ネクタリン	28,976.70	11,033,820	380.78	29,354.28	9,926,429	338.16	-377.58	1,107,391	99	111	113
すもも	213,317.25	113,577,198	532.43	216,069.80	110,601,480	511.88	-2,752.55	2,975,718	99	103	104
桜桃(国内)	46,088.10	81,038,696	1,758.34	67,783.38	91,788,344	1,354.14	-21,695.28	-10,749,648	68	88	130
輸入チェリー	91,254.70	86,376,289	946.54	75,926.20	82,981,892	1,092.93	15,328.50	3,394,397	120	104	87
枇杷	36,647.78	45,474,965	1,240.87	58,146.10	54,277,184	933.46	-21,498.32	-8,802,219	63	84	133
いちじく	210,209.10	126,000,093	599.40	184,074.10	109,131,711	592.87	26,135.00	16,868,382	114	115	101
栗	130,609.41	79,140,804	605.93	131,845.75	79,165,073	600.44	-1,236.34	-24,269	99	100	101
レモン	1,221,372.99	208,724,787	170.89	830,875.15	158,663,969	190.96	390,497.84	50,060,818	147	132	89
グレープフルーツ	1,893,019.00	279,570,447	147.68	826,862.00	122,839,868	148.56	1,066,157.00	156,730,579	229	228	99
オレンジ	1,737,522.00	288,361,624	165.96	1,167,800.00	200,718,354	171.88	569,722.00	87,643,270	149	144	97
バナナ	15,856,819.60	1,684,315,009	106.22	15,752,101.40	1,748,336,145	110.99	104,718.20	-64,021,136	101	96	96
青バナナ	1,188,387.00	111,661,252	93.96	1,512,295.00	140,500,476	92.91	-323,908.00	-28,839,224	79	79	101
バナナ計	17,045,206.60	1,795,976,261	105.37	17,264,396.40	1,888,836,621	109.41	-219,189.80	-92,860,360	99	95	96
パイナップル	1,733,081.40	288,191,135	166.29	1,782,786.40	284,495,222	159.58	-49,705.00	3,695,913	97	101	104
キウイ	1,197,316.99	536,663,329	448.22	1,051,476.80	467,972,238	445.06	145,840.19	68,691,091	114	115	101
国内キウイ	610,105.65	241,896,379	396.48	513,332.85	221,316,731	431.14	96,772.80	20,579,648	119	109	92
パイナップル	21,214.00	12,891,702	607.70	22,876.00	13,874,160	606.49	-1,662.00	-982,458	93	93	100
マンゴー	95,704.50	46,602,800	486.94	96,787.70	74,905,321	773.91	-1,083.20	-28,302,521	99	62	63
国産マンゴー	28,813.90	74,344,411	2,580.16	22,686.12	49,043,124	2,161.81	6,127.78	25,301,287	127	152	119
ハネジウメロン	462,478.00	45,107,287	97.53	655,036.00	56,349,938	86.03	-192,558.00	-11,242,651	71	80	113
アボガド	1,115,866.20	360,565,123	323.13	486,158.00	211,070,329	434.16	629,708.20	149,494,794	230	171	74
その他輸入果実	228,202.60	167,249,106	732.90	263,342.45	193,332,221	734.15	-35,139.85	-26,083,115	87	87	100
その他果実	271,393.83	96,054,986	353.93	305,918.55	98,034,518	320.46	-34,524.72	-1,979,532	89	98	110
果実計	68,192,371.42	18,484,552,066	271.06	63,217,201.79	16,943,119,180	268.01	4,975,169.63	1,541,432,886	108	109	101
国内果実計	40,458,310.44	13,920,850,642	344.08	38,065,067.89	12,892,130,516	338.69	2,393,242.55	1,028,720,126	106	108	102
輸入果実計	27,734,060.98	4,563,701,424	164.55	25,152,133.90	4,050,988,664	161.06	2,581,927.08	512,712,760	110	113	102

(トン,千円,%)

	総計	68,192	100.0%	63,217	100.0%	107.9%	18,484,552	100.0%	16,943,119	100.0%	109.1%		
1	福岡	12,955	19.0%	11,703	18.5%	110.7%	5,167,104	28.0%	4,844,529	28.6%	106.7%		
2	青森	6,022	8.8%	6,060	9.6%	99.4%	2,008,528	10.9%	1,644,766	9.7%	122.1%		
3	熊本	4,546	6.7%	4,835	7.6%	94.0%	1,014,597	5.5%	999,721	5.9%	101.5%		
4	佐賀	3,647	5.3%	3,533	5.6%	103.2%	1,558,399	8.4%	1,441,524	8.5%	108.1%		
5	長野	3,010	4.4%	2,811	4.4%	107.1%	856,448	4.6%	766,830	4.5%	111.7%		
6	大分	2,261	3.3%	2,105	3.3%	107.4%	546,771	3.0%	525,241	3.1%	104.1%		
7	長崎	1,987	2.9%	1,769	2.8%	112.3%	681,613	3.7%	715,648	4.2%	95.2%		
8	愛媛	869	1.3%	833	1.3%	104.3%	139,691	0.8%	151,247	0.9%	92.4%		
9	福島	535	0.8%	592	0.9%	90.4%	178,188	1.0%	149,111	0.9%	119.5%		
10	鳥取	492	0.7%	371	0.6%	132.6%	88,611	0.5%	78,544	0.5%	112.8%		
	その他国内	4,134	6.1%	3,453	5.6%	119.7%	1,680,901	8.9%	1,574,969	9.3%	106.7%		
	国外	27,734	40.7%	25,152	39.8%	110.3%	4,563,701	24.7%	4,050,989	23.9%	112.7%		

(トン,千円,%)

	総計	12,955	100.0%	11,703	100.0%	110.7%	5,167,104	100.0%	4,844,529	100.0%	106.7%		
1	八女地区	2,856	22.0%	2,526	21.6%	113.1%	1,331,915	25.8%	1,267,075	26.2%	105.1%		
2	山門地区	2,447	18.9%	2,386	20.4%	102.6%	610,537	11.8%	553,738	11.4%	110.3%		
3	浮羽地区	1,581	12.2%	1,184	10.1%	133.5%	413,802	8.0%	392,735	8.1%	105.4%		
4	甘木地区	1,507	11.6%	1,254	10.7%	120.2%	412,897	8.0%	405,911	8.4%	101.7%		
5	糸島市	986	7.6%	958	8.2%	102.9%	585,349	11.3%	551,060	11.4%	106.2%		
6	福岡市	939	7.2%	952	8.1%	98.6%	395,957	7.7%	403,849	8.3%	98.0%		
7	北九州市	519	4.0%	509	4.3%	102.0%	54,179	1.0%	56,062	1.2%	96.6%		
8	粕屋地区	486	3.8%	424	3.6%	114.6%	112,440	2.2%	96,785	2.0%	116.2%		
9	朝倉郡	462	3.6%	389	3.3%	118.8%	159,732	3.1%	145,180	3.0%	110.0%		
10	柳川市	241	1.9%	225	1.9%	107.1%	251,185	4.9%	226,587	4.7%	110.9%		
	その他県内	931	7.2%	896	7.8%	103.9%	839,111	16.2%	745,547	15.3%	112.5%		

(注) 地区名と行政区分との関係については、品目別・産地別取扱高表(県内)を参照。

(トン,千円,%)

	総 計	68,192	100.0%	63,217	100.0%	107.9%	18,484,552	100.0%	16,943,119	100.0%	109.1%
1	バナナ	17,045	25.0%	17,264	27.3%	98.7%	1,795,976	9.7%	1,888,837	11.1%	95.1%
2	温州みかん	7,947	11.7%	7,491	11.8%	106.1%	1,639,377	8.9%	1,574,528	9.3%	104.1%
3	りんご	7,614	11.2%	7,735	12.2%	98.4%	2,468,668	13.4%	2,095,148	12.4%	117.8%
4	西瓜	6,091	8.9%	5,278	8.3%	115.4%	808,431	4.4%	745,113	4.4%	108.5%
5	中晩柑	3,499	5.1%	3,344	5.3%	104.6%	721,327	3.9%	716,078	4.2%	100.7%
6	柿	3,329	4.9%	2,560	4.0%	130.0%	711,101	3.8%	735,253	4.3%	96.7%
7	梨	3,020	4.4%	3,154	5.0%	95.8%	949,330	5.1%	938,122	5.5%	101.2%
8	莓	2,777	4.1%	3,017	4.8%	92.0%	3,349,998	18.1%	3,114,605	18.4%	107.6%
9	メロン	2,399	3.5%	2,445	3.9%	98.1%	869,522	4.7%	840,839	5.0%	103.4%
10	グレープフルーツ	1,893	2.8%	827	1.3%	228.9%	279,570	1.5%	122,840	0.7%	227.6%
	その他果実	12,578	18.4%	10,102	16.1%	124.5%	4,891,252	26.5%	4,171,756	24.7%	117.2%

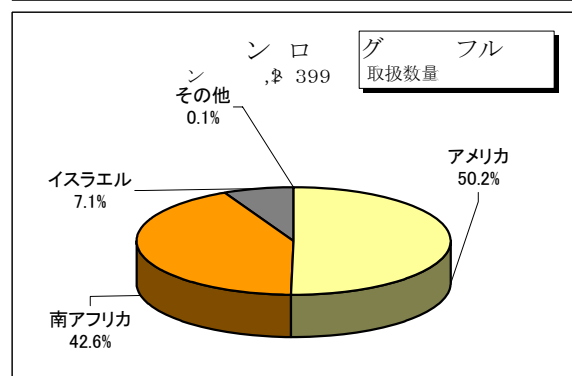
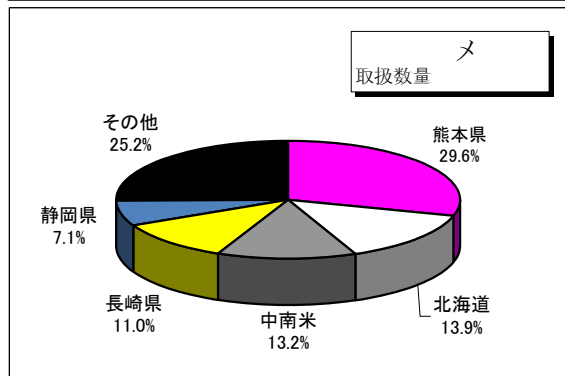
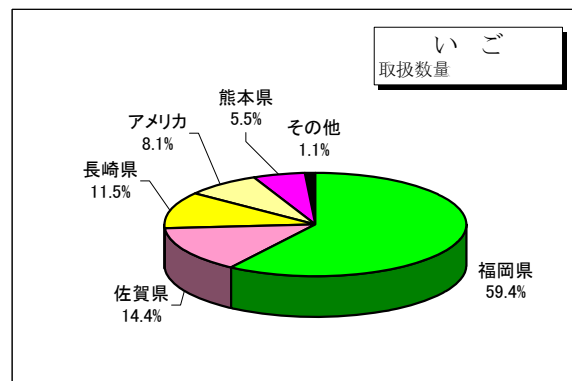
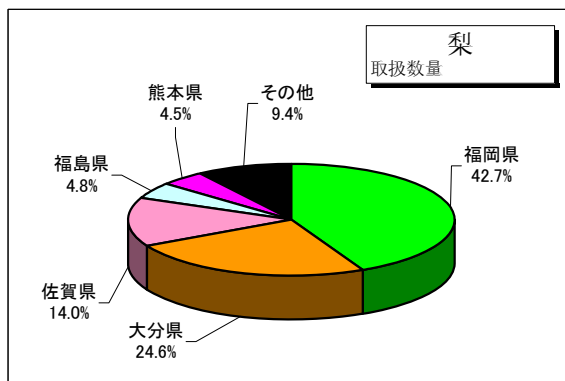
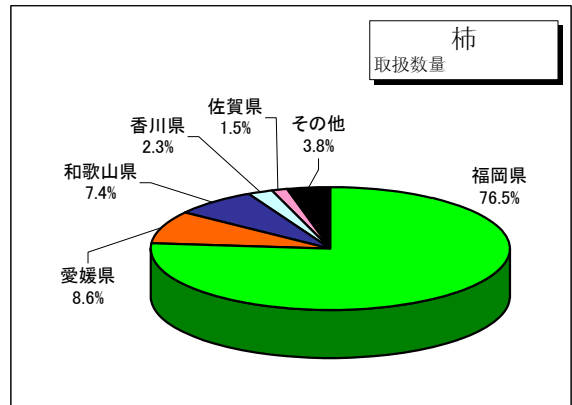
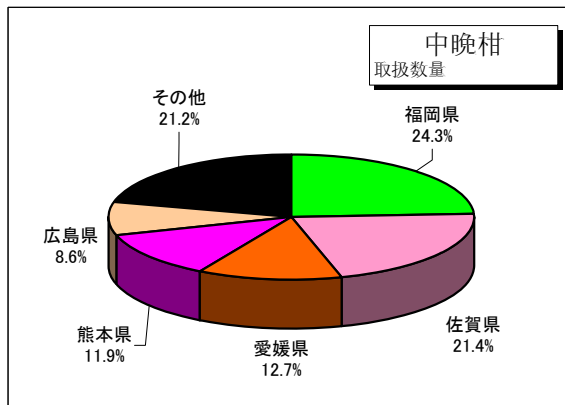
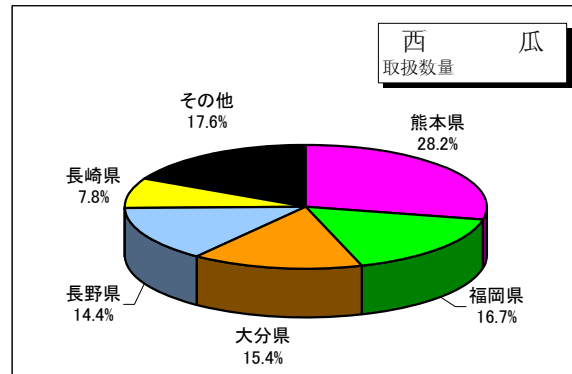
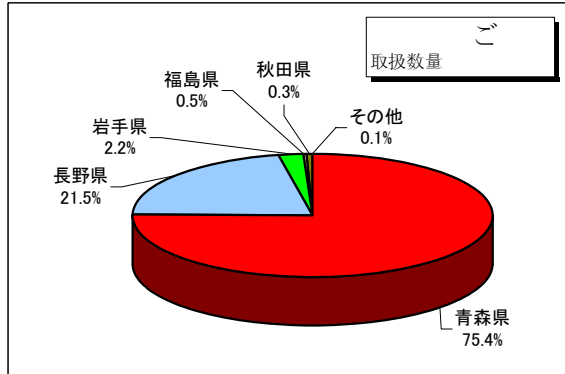
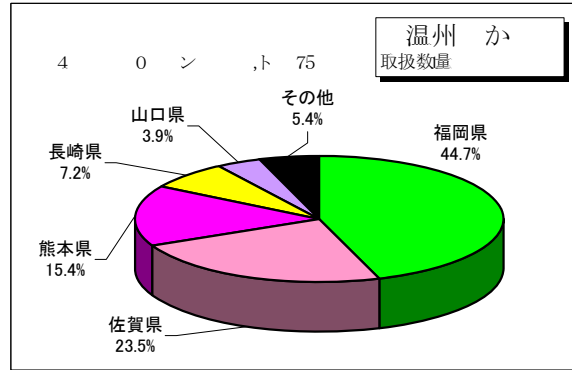
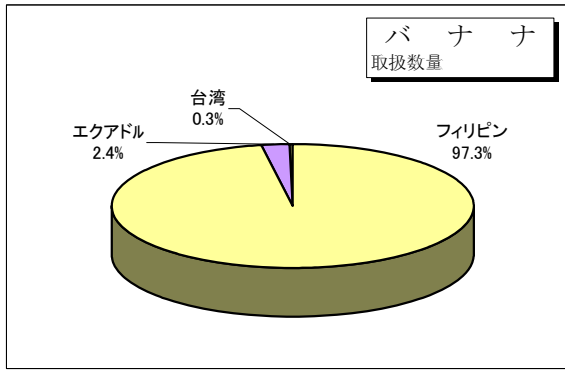
(トン,千円,%)

	総 計	12,955	100.0%	11,703	100.0%	110.7%	5,167,104	100.0%	4,844,529	100.0%	106.7%
1	温州みかん	3,550	27.4%	3,333	28.5%	106.5%	726,048	14.1%	657,802	13.6%	110.4%
2	柿	2,546	19.7%	1,868	16.0%	136.3%	503,281	9.7%	516,615	10.7%	97.4%
3	莓	1,650	12.7%	1,780	15.2%	92.7%	1,983,129	38.4%	1,907,785	39.4%	103.9%
4	梨	1,290	10.0%	1,278	10.9%	100.9%	437,244	8.5%	411,852	8.5%	106.2%
5	西瓜	1,019	7.9%	947	8.1%	107.6%	107,389	2.1%	108,327	2.2%	99.1%
6	ぶどう	911	7.0%	730	6.2%	124.8%	699,874	13.5%	589,990	12.2%	118.6%
7	中晩柑	849	6.6%	732	6.3%	116.0%	150,442	2.9%	127,989	2.6%	117.5%
8	キウイ	536	4.1%	457	3.9%	117.3%	212,728	4.1%	190,327	3.9%	111.8%
9	いちじく	207	1.6%	181	1.5%	114.4%	121,815	2.4%	105,315	2.2%	115.7%
10	桃	154	1.2%	124	1.1%	124.2%	93,890	1.8%	82,495	1.7%	113.8%
	その他果実	243	3.0%	397	3.4%	61.2%	131,264	4.3%	228,527	4.7%	57.4%

品名	24年実績			23年実績			増減		前年比(%)		
	数量 kg	金額	平均@	数量 kg	金額	平均@	数量 kg	金額	数量	金額	@
ハウスミカン											
極早生											
早生温州											
青島系											
普通温州											
温州計											
伊予柑											
八朔											
清見											
甘夏柑											
ボンカン	500.00	54,190	108.38				500.00	54,190			
デコボン											
不知火											
その他柑橘	3,040.00	418,199	137.57				3,040.00	418,199			
柑橘計	3,540.00	472,389	133.44				3,540.00	472,389			
つがる											
早生ふじ											
サンふじ											
ふじ											
シナノスイート											
ジョナゴールド											
王林											
むつ											
その他リンゴ	2,519.00	426,353	169.25				2,519.00	426,353			
リンゴ計	2,519.00	426,353	169.25				2,519.00	426,353			
デラウェア											
巨峰											
ベリーA											
温室ぶどう											
ピオーネ											
その他ぶどう	141.20	75,768	536.60	57,120.00	22,682,876	397.11	-56,978.80	-22,607,108	0	0	135
ぶどう計	141.20	75,768	536.60	57,120.00	22,682,876	397.11	-56,978.80	-22,607,108	0	0	135
輸入葡萄	334,429.20	114,547,076	342.52	175,499.90	57,771,697	329.18	158,929.30	56,775,379	191	198	104
二十世紀											
幸水											
豊水											
新高											
新興											
晩三吉											
その他梨											
西洋梨											
梨計											
あまおう											
幸の香いちご											
佐賀ほのか											
その他苺											
苺計(国内)											
輸入苺	225,642.10	215,223,562	953.83	162,569.20	162,909,444	1,002.09	63,072.90	52,314,118	139	132	95
苺合計	225,642.10	215,223,562	953.83	162,569.20	162,909,444	1,002.09	63,072.90	52,314,118	139	132	95
果実加工品	303,916.99	114,244,563	375.91	162,833.65	63,924,506	392.58	141,083.34	50,320,057	187	179	96

主要果実 品目別 産地別入荷量比率

の



0

プレ

1,000 t 未満500 t 以上

(トン,千円,%)

	総 計	27,734	100.0%	25,152	100.0%	110.3%	4,563,701	100.0%	4,050,989	100.0%	112.7%
1	フィリピン	18,362	66.2%	18,690	74.3%	98.2%	2,030,422	44.5%	2,133,739	52.7%	95.2%
2	アメリカ	3,795	13.7%	2,339	9.3%	162.2%	965,843	21.2%	694,386	17.1%	139.1%
3	中南米	2,406	8.7%	1,883	7.5%	127.8%	615,204	13.5%	472,493	11.7%	130.2%
4	ニュージーランド	1,264	4.6%	1,058	4.2%	119.5%	554,814	12.2%	473,253	11.7%	117.2%
5	南アフリカ	927	3.3%	376	1.5%	246.5%	132,628	2.9%	49,881	1.2%	265.9%
6	オーストラリア	397	1.4%	253	1.0%	156.9%	70,947	1.6%	46,001	1.1%	154.2%
7	中国	249	0.9%	194	0.8%	128.4%	99,729	2.2%	82,169	2.0%	121.4%
8	イスラエル	138	0.5%	93	0.4%	148.4%	20,723	0.5%	14,534	0.4%	142.6%
9	東南アジア	114	0.4%	123	0.5%	92.7%	36,454	0.8%	39,414	1.0%	92.5%
10	台湾	63	0.2%	52	0.2%	121.2%	22,322	0.5%	20,998	0.5%	106.3%

(トン,千円,%)

	総 計	27,734	100.0%	25,152	100.0%	110.3%	4,563,701	100.0%	4,050,989	100.0%	112.7%
1	バナナ	17,045	61.5%	17,264	68.6%	98.7%	1,795,976	39.4%	1,888,837	46.6%	95.1%
5	グレープフルーツ	1,893	6.8%	827	3.3%	228.9%	279,570	6.1%	122,840	3.0%	227.6%
3	オレンジ	1,737	6.3%	1,168	4.6%	148.7%	288,327	6.3%	200,718	5.0%	143.6%
2	パイナップル	1,711	6.2%	1,779	7.1%	96.2%	275,965	6.0%	282,607	7.0%	97.6%
4	キウイ	1,197	4.3%	1,051	4.2%	113.9%	536,663	11.8%	467,972	11.6%	114.7%
6	レモン	1,190	4.3%	806	3.2%	147.6%	200,355	4.4%	152,984	3.8%	131.0%
8	アボカド	1,116	4.0%	486	1.9%	229.6%	360,565	7.9%	211,070	5.2%	170.8%
7	メロン	467	1.7%	659	2.6%	70.9%	48,271	1.1%	58,136	1.4%	83.0%
9	ぶどう	335	1.2%	203	0.8%	165.0%	114,623	2.5%	80,455	2.0%	142.5%
10	果実加工品	304	1.1%	163	0.6%	186.5%	114,245	2.5%	63,925	1.6%	178.7%

果実の品目別・産地別取扱高表（県内）

	(kg)			(kg)			(kg)			(kg)		
	360.00	27,596	77	8,672.50	985,003	114				52,825.00	4,132,529	78
	12,303.00	2,767,802	225	30,855.00	3,470,842	112				73,918.50	8,426,439	114
	7,228.50	1,135,894	157	6,455.00	585,077	91				33,231.50	5,080,990	153
	19,891.50	3,931,292	198	156,783.30	33,105,494	211				159,975.00	17,639,958	110
	470.00	30,661	65	4,699.00	437,177	93				7,869.50	935,057	119
	154.00	5,838	38	1,025.00	108,323	105				4,900.50	456,769	93
	514.00	43,999	86	58,700.00	9,464,651	161				652.00	86,699	133
	192,192.00	34,548,182	180	155,851.00	19,762,381	127				65,463.30	6,174,591	94
	7,724.00	1,995,569	207	5,071.00	654,992	129				32,254.00	5,469,891	170
	20.00	924	46	918.50	64,968	71				17,278.00	3,344,872	194
	1,010.00	104,889	104	1,197.00	126,516	106				36,197.50	7,145,438	197
	649.60	119,228	184	17,851.00	5,033,585	282				40,283.50	10,158,722	252
	2,115.80	340,397	161	33,229.00	9,248,072	278				45,231.15	7,600,488	168
	224,740.90	40,720,979	181	435,324.80	78,007,159	179				410,114.45	59,012,445	144
	87.60	41,076	469	2,076.00	1,236,376	596						
	1,663.60	851,652	512									
	607.00	177,836	293									
	10,741.00	6,567,893	611									
	3,978.20	2,306,281	580									
	1,500.50	418,336	279	68.00	33,969	500	138.00	49,148	356			
	18,577.90	10,363,074	558	2,144.00	1,270,365	593	138.00	49,148	356			
	520.00	135,165	260									
	120.00	13,882	116									
	865.00	139,862	162									
	1,505.00	288,909	192									
	264,739.62	294,548,990	1,113	431,228.37	469,174,335	1,088				32,071.41	35,594,889	1,110
	1,518.00	104,605	69							791.00	1,352,272	171
	1,230.00	83,667	68									
	4,484.00	373,569	83	10,055.00	1,057,018	105				158.00	19,971	126
	7,060.00	545,511	77				836.00	112,834	135	821.00	111,998	136
	482.00	30,092	62							87.00	4,326	50
	14,774.00	1,137,444	77	10,055.00	1,057,018	105	836.00	112,834	135	1,867.00	271,567	146
	2,399.00	233,347	97	27,710.00	5,153,672	186	218.50	12,869	59	4,862.00	381,905	79
	14.80	9151	618									
	401,524.00	43,200,835	108	37,450.00	2,237,486	60				41.00	2,416	59
	245.50	26,084	106	942.00	21,775	23				310.00	23,834	77
	401,769.50	43,226,919	108	38,392.00	2,259,261	59				351.00	26,250	75
	1,189.50	203,042	171							72.00	12,895	179
	30.00	6,300	210									
	41.80	7,308	175	23,341.86	16,000,239	685				16.50	3,256	197
	243.00	101,678	418	876.00	321,676	367				22,074.00	9,958,166	451
	3,874.22	2,748,079	709	7,910.85	7,947,161	1,005						
	3,745.80	1,905,256	509				125.40	62,916	502	13,149.50	6,964,716	530
	171.50	78,396	457	41.00	10,028	245	38.00	13,405	353	238.00	80,575	339
	215.70	23,102	107	1,191.80	323,290	271				678.09	87,549	129
	265.55	100,968	380	7,232.50	2,213,499	306				208.50	37,812	181
	442.85	253,360	572	773.17	1,611,164	2,084				67.40	7,846	116
	938,740.64	395,957,302	422	986,221.35	585,348,867	594	1,355.90	251,172	185	485,749.85	112,439,871	231

果実の品目別・産地別取扱高表（県内）

	(kg)			(kg)			(kg)			(kg)			(kg)		
				277,067.00	36,639,084	132									
	4000	5,040	126	253,676.50	43,729,911	172									
				470,953.00	116,115,755	247									
	4000	5,040	126	1,001,706.50	196,484,750	196									
				3,908.00	747,600	191									
				440.00	63,471	144									
				24,249.00	6,319,366	261									
	4000	5,040	126	1,030,303.50	203,615,187	198									
	6,598.00	3,838,836	582	11,580.20	12,436,121	1,074	45.00	36,036	801						
	189,327.48	108,045,587	571	266,326.50	268,574,486	1,008	32,123.80	34,178,820	1,064			20,969.40	13,453,105	642	
	308.00	130,433	423	7,971.00	3,821,389	479	8,430.80	4,186,888	496						
	16,627.00	12,802,060	770	22,574.30	21,344,346	946	5,985.60	7,273,857	1,215						
	4,020.20	1,506,323	375	12,180.00	11,715,629	962	14,356.20	7,261,787	506			16.80	7,644	455	
	216,880.68	126,323,239	582	320,632.00	317,891,971	991	60,941.40	52,936,358	869			20,986.20	13,460,749	641	
	1,715.00	422,968	247												
	26,157.00	8,459,440	323	331,680.00	133,726,619	403	932.20	167,617	180						
	29,157.00	7,817,239	268	342,400.00	112,058,932	327									
	13,570.00	2,495,778	184	2,675.00	868,225	325									
	3,600.00	735,602	204	41,965.00	14,271,600	340									
	1,475.00	376,033	255	4,370.00	1,495,044	342									
	75,674.00	20,307,060	268	723,090.00	262,420,420	363	932.20	167,617	180						
	214.20	229,315	1,071	251,667.55	293,506,931	1,166	3,827.70	7,723,958	2,018	149,695.10	195,283,277	1,305	154,959.00	200,281,976	1,292
	117,551.40	31,410,049	267	94.00	8,841	94									
	60,649.20	10,477,536	173												
	110,162.40	22,778,079	207												
	860,664.70	173,795,411	202	50.00	6,510	130									
	121,534.00	23,852,837	196	190.00	11,571	61									
	1,270,551.70	262,313,912	206	334.00	26,922	81									
	532.50	70,063	132	4,142.00	218,606	53									
				20.00	4,274	214									
				590.00	73,876	125									
				610.00	78,150	128									
				112.00	45,990	411							456.00	126,733	278
	7,124.54	2,006,522	282	67,668.80	54,995,498	813	160.80	43,333	269						
	90.00	43,680	485	12,106.40	8,531,206	705									
				246.20	1,296,012	5264									
				1,646.50	3,248,375	1,973									
	180.00	18,900	1,060	480.00	287,616	599				22,017.70	12,224,302	555	63,963.70	36,900,432	577
				12,409.76	7,360,500	593									
				3,060.00	473,634	155									
	9,871.60	2,435,423	247	416,065.30	172,937,086	416									
													31.90	63,629	1,995
	59.00	49,315	836	11,797.60	4,981,231	422							168.80	351,010	2,079
	1,581,056.22	413,802,459	262	2,856,361.61	1,331,915,335	466	65,862.10	60,871,266	924	171,712.80	207,507,579	1,208	240,565.60	251,184,529	1,044

果実の品目別・産地別取扱高表（県内）

	(kg)			(kg)			(kg)			(kg)			(kg)			
				64,769.90	47,218,746	729										
				549,514.00	82,877,541	151	1,295.00	80,054	62							
				1,185,895.00	250,269,521	211	13,510.00	2,296,578	170							
				370,622.00	89,597,275	242	1,100.00	166,154	151							
				2,170,800.90	469,963,083	216	15,906.00	2,542,786	160							
				9,101.00	1,295,448	142										
				1,520.00	158,238	104										
				265.00	19,866	75										
				1,168.00	174,262	149										
				368.00	55,715	156										
				16,942.50	5,003,755	295	18,850.00	7,917,000	420							
				2,200,155.40	476,670,367	217	34,755.00	10,459,786	301							
				53,698.20	50,046,741	932				30.00	21,420	714				
				3,566.30	3,507,158	963				37.50	40,950	1,092				
				21,376.00	9,749,592	456										
				7,838.80	7,089,486	904										
				14,940.00	12,809,109	857										
				101,419.30	83,202,086	820				67.50	62,370	924				
				75.00	12,360	165										
				6,670.00	2,293,725	344										
				1,080.00	475,545	440										
				7,825.00	2,781,630	355										
	105,253.06	141,832,016	1,348	537.00	979,483	1,824				84,454.06	117,731,761	1,394	2,426.40	3,346,248	1,379	
				890.00	84,085	94										
				85.00	24,970	294										
				110.00	8,693	79	608.00	130,245	214							
				1,085.00	117,748	109	608.00	130,245	214							
				2,757.00	218,439	79										
				450.00	17,588	39										
													2,320.00	412,934	178	
				450.00	17,588	39							2,320.00	412,934	178	
				24,915.02	10,479,176	421										
				1,017.30	283,453	279				56,965.00	33,150,881	582				
													5,645.20	6,478,649	1,148	
	36,337.55	20,863,398	574	43.20	15,456	358				6,632.00	3,399,476	513	16,816.50	8,624,673	513	
				318.00	83,869	264										
				102,260.00	34,985,743	342										
				4,533.80	702,340	155	2,008.00	966,508	481	2,010.50	2,797,316	1,391	2,355.60	4,703,586	1,997	
	141,590.61	162,695,414	1,149	2,447,316.02	610,537,378	249	37,371.00	11,556,539	309	150,129.06	157,141,804	1,047	29,563.70	23,566,090	797	

果実の品目別・産地別取扱高表（都道府県別及び国外）

	(kg)			(kg)			(kg)			(kg)		
	36,420.00	9,155,433	251	1,100.00	232,155	211	50.00	8,400	168	2,210.00	413,020	187
	36,420.00	9,155,433	251	1,100.00	232,155	211	50.00	8,400	168	2,210.00	413,020	187
	174.00	569,726	3,274									
				2,220.00	329,060	148				113,698.00	11,977,890	105
										1,230.00	186,395	152
				2,220.00	329,060	148				114,928.00	12,164,285	106
				9.00	7,140	793	316.24	217,266	687	636.84	1,071,782	1,683
	36,594.00	9,725,159	266	3,329.00	568,355	171	366.24	225,666	616	117,774.84	13,649,087	116

果実の品目別・産地別取扱高表（都道府県別及び国外）

	(kg)			(kg)			(kg)			(kg)		
				5,680.00	1,290,587	227						
				5,680.00	1,290,587	227						
				23,675.00	4,672,239	197						
				3,380.00	728,436	216						
				734.00	58,413	80						
				1,824.00	428,685	235						
				311.00	86,835	279						
				35,604.00	7,265,195	204						
							2,688.00	1,875,972	698	143,350.50	140,180,712	978
							2,688.00	1,875,972	698	143,350.50	140,180,712	978
							61,030.00	18,256,928	299			
							11,790.00	4,270,245	362	10.00	1,575	158
							1,550.00	392,397	253			
							4,355.00	1,139,481	262			
							465.00	121,612	262	448.00	147,525	329
							79,190.00	24,180,663	305	458.00	149,100	326
	12.00	26,670	2,222									
	922.50	124,005	134	360.00	46,196	128	250.00	60,900	244	2,340.00	324,133	139
	922.50	124,005	134	360.00	46,196	128	250.00	60,900	244	2,340.00	324,133	139
	3,085.50	2,751,806	892	243,607.50	58,353,933	240				295.00	71,663	243
				2,947.10	5,145,928	1,746	54.00	94,205	1,745	382.20	921,111	2,410
	1,008.00	87,045	86				387,496.00	57,681,377	149			
							22,100.00	4,712,393	213			
	1,008.00	87,045	86				409,596.00	62,393,770	152			
	590.00	216,699	367							525.00	210,630	401
				23,501.40	10,134,848	431						
				38.40	36,099	940						
	1,174.00	748,437	638	1,978.50	957,127	484						
				3,650.00	552,766	151	7.20	5,768	801			
	6,792.00	3,954,662	582	311,686.90	82,492,092	265	491,785.20	88,611,278	180	147,350.70	141,857,349	963

果実の品目別・産地別取扱高表（都道府県別及び国外）

	(kg)			(kg)			(kg)			(kg)		
							11,860.00	1,260,782	106			
				3,625.00	378,376	104	296,630.00	62,850,250	212			
				3,625.00	378,376	104	308,490.00	64,111,032	208			
				11,802.00	1,744,728	148	8,944.00	1,223,041	137			
				190,512.00	30,418,575	160						
				4,568.50	366,884	80						
				20,227.00	2,559,119	127						
				28,144.00	4,086,745	145						
				295.90	30,442	103	29,030.00	7,087,812	244			
				6,540.50	1,033,168	158						
				38,519.00	4,030,286	105	1,148.00	434,385	378			
				304,233.90	44,648,323	147	347,612.00	72,866,270	210			
	6000	17,640	294									
	20,432.90	22,039,257	1,079									
	106,106.80	84,247,992	794	500.00	412,806	826						
	6,182.60	11,679,351	1,889									
	132,782.30	117,984,240	889	500.00	412,806	826						
							590.00	244,966	415			
							590.00	244,966	415			
										3000	76,440	2,548
										3,445.00	575,758	167
							18,550.00	2,677,309	144			
							18,550.00	2,677,309	144			
	10,086.00	10,192,413	1,011									
							938.00	1,012,620	1,080			
							8,366.00	3,645,075	436			
							172.80	62,998	365			
	500.00	1,124,220	2,248	4,519.47	8,156,294	1,805	235.00	176,394	751			
	143,368.30	129,300,873	902	336,342.17	59,602,805	177	349,375.00	74,290,250	213	3,475.00	652,198	188

果実の品目別・産地別取扱高表（都道府県別及び国外）

	(kg)			(kg)			(kg)			(kg)									
	12000	267,120	2,226										73,442.40	48,203,749	666				
				20,310.00	1,935,779	95							912,446.00	127,276,681	139				
				21,240.00	5,690,075	268							1,668,968.80	337,351,686	202				
				91,330.00	15,615,675	171							894,670.00	213,215,650	238				
	12000	267,120	2,226	132,880.00	23,241,529	175							3,549,527.20	726,047,766	205				
				293,019.00	55,087,237	188							23,530.50	2,795,033	119				
				25,830.00	4,607,272	178	13,410.00	1,860,781	139				7,629.50	729,168	96				
				5,490.00	787,024	143							63,774.00	10,342,909	162				
				52,459.00	5,311,929	101							427,481.30	62,320,210	146				
				1,505.00	370,441	246	400.00	143,882	360				53,474.00	8,946,908	167				
				5,620.00	1,177,334	209							18,216.50	3,410,764	187				
				26,840.00	5,024,799	187							40,572.50	7,698,420	190				
				2,470.00	566,297	229							61,432.10	15,904,218	259				
				30,692.00	4,340,146	141	17,791.00	4,127,858	232				152,982.45	38,294,288	250				
	12000	267,120	2,226	576,805.00	100,514,008	174	31,601.00	6,132,521	194				4,398,620.05	876,489,684	199				
													74,433.40	67,809,781	911				
													582,508.83	470,002,264	807				
													94,756.00	43,943,350	464				
													10,741.00	6,567,893	611				
	19.00	19,740	1,039										80,160.70	67,277,883	839				
	165.00	338,310	2,050										67,916.70	44,273,263	652				
	184.00	358,050	1,946										910,516.63	699,874,434	769				
													41,855.00	13,411,114	320				
													507,551.20	201,348,901	397				
													516,293.00	164,195,362	318				
													119,695.00	27,286,332	228				
													62,945.00	19,074,836	303				
													41,841.70	11,927,596	285				
													1,290,180.90	437,244,141	339				
	18.00	48,300	2,683	6.00	13,335	2,222	19.20	42,672	2,222				1,649,980.52	1,983,129,429	1,202				
													265,712.40	69,047,787	260				
													166,681.20	29,523,128	177				
													253,071.40	46,734,890	185				
													1,644,705.20	317,398,266	193				
				75.00	15,750	210							168,825.00	33,827,820	200				
				75.00	15,750	210							2,498,995.20	496,531,891	199				
	74,966.50	9,880,610	132	286,087.90	36,881,045	129							46,890.00	6,739,935	144				
													14.80	9,151	618				
	30.00	52,500	1,750				100.00	39,113	391				972,137.00	99,010,833	102				
													46,528.50	8,377,726	180				
							2,939.00	1,191,825	406										
	30.00	52,500	1,750				3,039.00	1,230,938	405				1,018,665.50	107,388,559	105				
													736.00	206,314	280				
													1,829.50	388,660	212				
							837.00	898,799	1,074										
							128.00	266,700	2,084					30.00	6,300	210			
	69,239.30	28,407,237	410										153,787.26	93,890,272	611				
													113,462.05	62,257,488	549				
													246.20	1,296,012	5,264				
				12.00	6,615	551							20,925.57	21,840,271	1,044				
													206,815.45	121,815,225	589				
				265.00	306,653	1,157							13,563.76	7,744,368	571				
													5,145.59	907,575	176				
	17.50	17,844	1,020	2,339.20	981,565	420								536,060.95	212,728,312	397			
														212.40	225,392	1,061			
	800.00	381,027	476	3,066.00	938,023	306	141.00	246,946	1,751				88,447.59	36,390,480	411				
	145,375.30	39,412,688	271	868,756.10	139,691,277	161	35,772.40	9,003,376	252				12,955,125.92	5,167,103,893	399				

果実の品目別・産地別取扱高表（都道府県別及び国外）

	(kg)			(kg)			(kg)			(kg)		
	480,542.30	313,695,346	653	25.00	15,750	630	858.65	242,493	282	17,312.20	16,812,130	971
	508,393.00	66,421,265	131	177,288.00	16,837,567	95	501,756.74	39,217,529	78	43,845.00	5,036,624	115
	348,159.30	53,553,287	154	178,619.00	22,564,514	126	406,128.00	44,554,546	110	9,750.00	1,274,857	131
	532,866.00	127,779,618	240	214,644.00	31,904,653	149	311,936.00	41,417,526	133	77,341.00	12,887,090	167
	1,869,960.60	561,449,516	300	570,576.00	71,322,484	125	1,220,679.39	125,432,094	103	148,248.20	36,010,701	243
	27,072.00	2,723,841	101	31,420.00	2,696,900	86	1,943.80	161,862	83	6,058.00	871,385	144
	4,102.00	488,402	119	8,849.00	803,265	91	38,153.30	4,871,094	128	8,410.00	1,379,064	164
	112,538.00	25,153,623	224	1,211.00	131,094	108	3,032.00	247,659	82	6,334.00	1,355,499	214
	120,291.00	16,678,535	139	35,764.00	3,418,456	96	80,245.70	8,432,659	105	14,570.00	1,676,022	115
	1,380.00	120,626	87	802.00	119,893	149	500.00	6,169	12			
	7,011.50	1,691,936	241	1,025.00	18,744	18	9,393.00	1,052,324	112	2,155.00	290,903	135
	76,704.00	15,370,781	200	186,986.00	32,437,139	173	49,395.00	9,239,734	187	71,355.00	14,116,872	198
	270,465.40	106,560,902	394	3,748.00	733,148	196	34,297.00	5,156,832	150	6,747.30	2,991,301	443
	130,056.20	51,832,852	399	17,395.50	2,728,511	157	198,774.20	35,353,375	178	30,346.50	8,470,614	279
	2,619,580.70	782,071,014	299	857,776.50	114,409,634	133	1,636,413.39	189,953,802	116	294,224.00	67,162,361	228
				235.80	74,053	314	91.60	72,534	792	1,906.80	1,733,036	909
	26,437.05	18,124,449	686	287.00	98,105	342	5,004.90	3,671,969	734	53,489.80	28,148,106	526
				124.00	12,825	103	2,076.00	601,963	290	26.00	7,328	282
	1,095.60	809,506	739	30.80	22,260	723	182.40	112,533	617	71,376.60	45,533,747	638
	70.00	72,555	1,036	249.20	32,801	132	1,699.90	535,386	315	10,003.20	8,115,609	811
	27,602.65	19,006,510	689	926.80	240,044	259	9,054.80	4,994,385	552	136,802.40	83,537,826	611
	1,846.00	313,566	170							41,025.00	15,815,880	386
	167,664.00	71,821,658	428	275.00	75,666	275	10,047.00	2,302,737	229	81,490.00	30,329,927	372
	167,255.00	55,336,080	331	100.00	9,724	97	54,555.00	15,289,886	280	238,925.00	73,519,477	308
	54,125.80	12,321,727	228				59,200.30	13,171,124	222	192,975.00	43,325,025	225
	6,030.00	1,512,368	251				4,095.00	611,790	149	105,169.00	24,180,024	230
	845.00	90,273	107							42,335.00	9,846,190	233
	26,217.30	8,367,321	319	15.00	1,575	105	6,912.70	1,511,096	219	41,355.00	14,714,733	356
	423,983.10	149,762,993	353	390.00	86,965	223	134,810.00	32,886,633	244	743,274.00	211,731,256	285
	399,200.53	511,758,275	1,282	318,514.61	376,358,483	1,182	152,858.54	213,887,585	1,399	24,639.88	27,763,435	1,127
							1,053.00	285,454	271			
	4,300.00	755,160	176				15.00	1,041	69			
	13,320.00	2,227,746	167									
				57.00	2,795	49	2,701.65	713,262	264			
	17,620.00	2,982,906	169	57.00	2,795	49	3,769.65	999,757	265			
	828.70	252,191	304	272.00	12,136	45	38,741.50	4,438,730	115	5,850.00	622,497	106
	31,397.30	37,517,534	1,195	4.20	766	182	6,756.18	5,213,764	772			
	4,878.00	403,972	83	161,358.00	18,281,262	113	1,539,858.50	213,678,380	139	935,203.50	99,101,280	106
				312,737.00	48,338,392	155	177,871.00	32,235,179	181	300.00	58,695	196
	4,878.00	403,972	83	474,095.00	66,619,654	141	1,717,729.50	245,913,559	143	935,503.50	99,159,975	106
	4,256.00	1,603,029	377	13,875.00	4,504,165	325	32,283.00	6,865,656	213			
	3,865.00	1,160,132	300				82,675.00	20,441,274	247			
	1,585.00	517,069	326	101,828.00	33,377,214	328	254,189.00	70,163,397	276			
	752.00	132,292	176	136,830.00	46,537,195	340	203,954.00	92,127,322	452			
	858.00	457,507	533	11,642.50	4,209,083	362	136,408.00	53,034,533	389			
	14,828.79	9,417,095	635	70.90	32,847	463	28,811.55	12,401,433	430			
	13,855.30	10,065,595	726				2,765.50	1,100,353	398	20,361.60	11,139,208	547
	1,290.56	696,967	540	13,691.95	21,866,226	1,597	59.30	59,661	1,006	630.00	969,126	1,538
	545.75	639,673	1,172	55.50	7,161	129	2,676.40	3,327,026	1,243			
	22.00	6,993	318	192.00	59,677	311	77,893.25	46,821,549	601	36,270.00	20,828,129	574
	10,685.00	2,292,703	215	2,404.60	734,344	305	2,483.80	259,419	104			
	64,621.40	25,292,295	391	1,188.00	315,203	265	2,094.10	539,331	258	160.00	57,217	358
	322.60	611,955	1,897				135.35	149,405	1,104			
	4,802.00	1,760,316	367	53,244.36	12,238,982	230	19,611.77	9,018,489	460	63,703.62	23,799,658	374
	3,647,380.38	1,558,399,016	427	1,987,058.92	681,612,574	343	4,546,173.58	1,014,597,063	223	2,261,419.00	546,770,688	242

果実の品目別・産地別取扱高表（都道府県別及び国外）

	(kg)			(kg)			(kg)			(kg)		
									572,656.55	379,428.633	663	
									2,219,950.74	263,567.080	119	
									2,652,035.10	467,593.133	176	
									2,502,277.00	528,788.629	211	
									7,946,919.39	1,639,377.475	206	
									404,029.30	67,349.387	167	
									320,570.80	49,829.860	155	
									200,327.50	39,113.128	195	
									768,287.00	102,467.239	133	
									74,220.10	15,152.476	204	
									73,389.00	12,157.435	166	
									513,826.40	97,623.448	190	
									394,233.30	136,555.402	346	
									750,542.00	201,078.284	268	
									11,446,344.79	2,360,704.134	206	
									1,131,679.90	327,881.279	290	
									2,344,921.30	749,208.360	320	
									680,591.40	304,106.437	447	
									1,227,794.40	457,583.518	373	
									763,058.30	235,716.005	309	
									90,245.00	42,007.062	465	
									1,375,468.40	352,165.592	256	
									7,613,758.70	2,468,668.253	324	
									246,857.05	229,351.875	929	
									718,376.18	551,825.649	768	
									97,042.00	44,583.106	459	
									31,173.90	28,607.150	918	
									261,772.40	200,465.536	766	
				208,991.00	70,686,913	338			462,585.50	208,997,298	452	
				208,991.00	70,686,913	338			1,817,807.03	1,263,830,614	695	
									160,326.00	50,881,793	317	
									769,027.20	306,524,429	399	
									1,245,074.00	381,199,815	306	
									449,846.10	100,926,287	224	
									194,604.00	49,404,263	254	
									43,180.00	9,936,463	230	
									158,349.70	50,457,288	319	
									149,266.60	52,862,837	354	
									3,169,673.60	1,002,193,175	316	
									2,777,095.82	3,349,997,835	1,206	
									266,765.40	69,333,241	260	
									166,681.20	29,523,128	177	
									257,385.40	47,491,091	185	
									1,661,287.70	320,074,150	193	
									173,538.65	34,862,232	201	
									2,525,659.35	501,283,842	198	
									737,225.60	127,230,004	173	
									66,040.04	82,587,363	1,251	
									5,401,926.00	690,930,815	128	
									685,761.50	116,308,211	170	
									2,939.00	1,191,825	406	
									6,090,626.50	808,430,851	133	
									51,150.00	13,179,164	258	
									152,997.00	48,939,320	320	
									637,818.50	185,373,010	291	
									601,676.70	380,878,867	633	
									493,164.90	196,044,597	398	
									1,180,660.10	561,906,820	476	
									28,976.70	11,033,820	381	
									213,317.25	113,577,198	532	
				29.60	30,660	1,036			137,342.80	167,414,985	1,219	
									36,647.78	45,474,965	1,241	
									210,209.10	126,000,093	599	
									130,609.41	79,140,804	606	
				282,539.00	43,410,037	154			1,221,372.99	208,724,787	171	
									1,893,019.00	279,570,447	148	
									1,737,522.00	288,361,624	166	
				354,861.00	44,911,481	127			15,856,819.60	1,684,315,009	106	
				49,491.00	5,335,470	108			1,188,387.00	111,661,252	94	
				404,352.00	50,246,951	124			17,045,206.60	1,795,976,261	105	
				3,250.00	471,164	145			1,733,081.40	288,191,135	166	
				23,656.00	6,225,464	263			1,197,316.99	536,663,329	448	
									610,105.65	241,896,379	396	
									21,214.00	12,891,702	608	
				65,390.00	29,382,666	449			124,518.40	120,947,211	971	
	6,284.00	3,351,968	533	1,416,562.70	414,000,462	292			1,806,546.80	572,921,516	317	
	107,840.70	33,101,792	307	1,719.80	749,544	436	1,532.70	2,027,192	1,323	683,665.92	244,517,961	358
	114,124.70	36,453,760	319	2,405,490.10	615,203,861	256	1,532.70	2,027,192	1,323	68,192,371.42	18,484,552,066	271

果実の品目別・月別取扱高表

	(kg)			(kg)			(kg)			(kg)		
										741.40	1,233,751	1,664
	143,114.70	22,861,564	160	22,147.10	3,895,804	176	390.00	51,953	133			
	951,710.00	186,033,309	195	687,315.50	145,452,329	212	329,197.50	85,240,456	259	11,697.00	1,534,622	131
	1,094,824.70	208,894,873	191	709,462.60	149,348,133	211	329,587.50	85,292,409	259	12,438.40	2,768,373	223
	64,268.00	13,856,405	216	179,386.00	30,793,156	172	143,360.30	19,935,920	139	7,695.00	588,614	76
	23,815.00	4,370,178	184	82,024.70	14,538,548	177	110,308.60	15,247,825	138	87,117.50	13,855,936	159
				8,547.00	722,786	85	56,963.00	12,377,560	217	114,586.00	21,731,744	190
	90.00	7,560	84	10,504.00	1,583,098	151	66,860.00	8,424,365	126	258,824.20	36,217,652	140
	2,066.00	983,887	476	2,786.80	1,118,978	402	3,526.50	1,139,569	323	15,554.20	3,533,044	227
	19,888.50	3,430,076	172	24,543.50	3,649,583	149	16,017.00	2,312,034	144	4,559.50	375,433	82
	167,348.00	32,297,906	193	172,448.00	32,315,631	187	110,445.00	18,542,905	168	1,630.00	191,364	117
	36,684.00	16,637,186	454	89,996.50	35,016,969	389	116,128.50	30,793,386	265	99,384.20	26,131,940	263
	105,144.85	31,354,930	298	136,691.80	43,310,331	317	233,792.75	64,233,312	275	97,973.95	18,545,553	189
	1,514,129.05	311,833,001	206	1,416,391.30	312,397,213	221	1,186,989.15	258,299,285	218	699,762.95	123,939,653	177
	393,085.00	125,495,349	319	422,249.00	142,377,192	337	519,520.80	184,382,879	355	178,438.20	61,855,445	347
	10,080.00	4,687,298	465				520.00	90,405	174	89,860.00	38,437,813	428
	78,956.00	28,016,088	355	109,060.00	41,218,530	378	151,954.00	57,136,332	376	119,512.00	46,905,408	392
	96,783.00	29,052,085	300	132,460.00	41,066,832	310	136,216.00	45,208,412	332	81,532.00	28,070,647	344
	6,750.00	2,414,764	358	4,360.00	1,749,963	401	14,460.00	5,329,164	369	9,560.00	3,804,526	398
	24,429.00	7,242,928	296	23,321.00	7,406,453	318	20,553.60	7,128,004	347	23,160.00	8,272,553	357
	610,083.00	196,908,512	323	691,450.00	233,818,970	338	843,224.40	299,275,196	355	502,062.20	187,346,392	373
										592.20	1,621,019	2,737
	24.00	24,780	1,032									
	15,762.70	5,272,360	334	19,680.10	9,696,818	493	56,127.80	21,680,549	386	44,862.30	14,737,049	328
	15,786.70	5,297,140	336	19,680.10	9,696,818	493	56,127.80	21,680,549	386	45,454.50	16,358,068	360
	4,470.00	1,236,533	277	80.00	29,189	365	200.00	33,181	166			
	95.00	26,775	282	245.00	77,175	315						
	4,879.20	1,456,506	299									
	9,444.20	2,719,814	288	325.00	106,364	327	200.00	33,181	166			
	366,842.86	538,353,569	1,468	376,390.39	548,051,393	1,456	548,113.80	613,026,908	1,118	619,773.12	414,813,178	669
	100,975.00	44,028,925	436	15,910.00	7,490,463	471	290.00	126,482	436			
	100,975.00	44,028,925	436	15,910.00	7,490,463	471	290.00	126,482	436			
	3,255.00	952,130	293									
	15,550.10	20,117,227	1,294	3,609.40	4,886,496	1,354	130.00	78,310	602	27.60	65,200	2,362
	1,900.00	358,921	189	2,613.00	743,493	285	16,420.00	4,197,101	256	131,267.00	28,869,724	220
	100.00	13,545	135				168.00	109,515	652	7,082.00	2,812,940	397
	465.00	239,496	515	360.00	230,999	642	120.00	79,170	660			
	2,465.00	611,962	248	2,973.00	974,492	328	16,708.00	4,385,786	262	138,349.00	31,682,664	229
										5,902.00	1,962,640	333
	3,651.00	729,929	200	1,259.00	298,341	237	1,702.00	737,240	433	16,532.00	5,719,687	346
				592.00	131,820	223	2,794.00	1,274,820	456	34,120.00	15,543,424	456
	32,610.20	31,226,954	958	23,400.30	27,009,105	1,154	20,095.10	31,569,947	1,571	24,488.50	27,925,534	1,140
	7,635.60	5,647,489	740	1,133.20	1,393,505	1,230	1,854.90	2,626,574	1,416	5,219.80	3,986,234	764
										1.00	6,615	6,615
	5.00	7,665	1,533	210	77,700	37,000	5.10	107,100	21,000	256.47	1,738,011	6,777
				13.50	78,382	5,806	1,080.80	2,955,649	2,735	6,598.95	10,923,522	1,655
										26.00	57,288	2,203
	78,726.50	14,738,867	187	85,327.25	14,523,960	170	118,889.20	17,517,729	147	84,205.00	14,715,506	175
	122,744.00	17,865,166	146	95,638.00	13,488,967	141	160,098.00	23,955,198	150	132,096.00	19,333,829	146
	51,837.20	9,453,844	182	74,062.20	12,340,580	167	146,235.60	22,004,205	150	194,952.60	32,081,913	165
	1,079,550.20	101,481,172	94	1,204,572.70	126,382,866	105	1,382,654.90	152,439,370	110	1,228,663.60	141,511,388	115
	83,785.00	6,201,250	74	77,259.00	6,826,156	88	113,581.00	11,928,190	105	84,582.00	9,215,380	109
	1,163,335.20	107,682,422	93	1,281,831.70	133,209,022	104	1,496,235.90	164,367,560	110	1,313,245.60	150,726,768	115
	115,536.00	22,679,486	196	102,367.00	17,801,318	174	168,146.50	26,297,736	156	144,945.00	24,733,991	171
	17,508.00	7,085,878	405	11,761.50	4,167,379	354	16,696.99	6,240,774	374	47,435.00	21,707,645	458
	111,098.80	41,225,210	371	144,800.20	54,339,120	375	152,497.40	55,162,950	362	8,488.90	3,430,229	404
	1,202.00	832,018	692	1,334.00	882,838	662	1,657.60	1,086,423	655	1,454.00	981,919	675
	1,795.00	1,169,153	651	2,461.30	2,022,622	822	4,778.65	4,354,357	911	7,045.25	10,335,520	1,467
	127,658.70	37,918,338	297	109,449.40	41,028,290	375	136,998.90	47,601,021	347	134,082.90	42,482,481	317
	44,813.81	16,417,925	366	34,872.93	14,881,858	427	70,027.53	22,793,807	325	49,497.38	19,784,893	400
	4,518,687.92	1,435,502,624	318	4,497,034.77	1,455,096,976	324	5,151,577.32	1,627,558,787	316	4,216,021.72	1,182,382,804	280

果実の品目別・月別取扱高表

		(kg)			(kg)			(kg)			(kg)		
	23,973.00	30,699,594	1,281	84,196.40	66,100,684	785	126,735.71	91,396,617	721	143,442.93	99,102,965	691	
	23,973.00	30,699,594	1,281	84,196.40	66,100,684	785	126,735.71	91,396,617	721	143,442.93	99,102,965	691	
	16,895.00	1,797,580	106	410.00	19,793	48							
	20,216.50	4,280,408	212	15.00	630	42							
	271,929.90	34,543,476	127	133,077.90	19,033,484	143	25,078.00	2,555,847	102	1,923.00	101,757	53	
	42,558.50	6,841,630	161	3,828.50	574,200	150	1,721.60	168,042	98	90.00	4,200	47	
	10,592.00	3,667,472	346	1,950.00	1,062,187	545							
	41,051.50	5,219,382	127	11,159.00	793,086	71	3,157.50	164,268	52	2,756.00	196,448	71	
	427,216.40	87,049,542	204	234,636.80	87,584,064	373	156,692.81	94,284,774	602	148,211.93	99,405,370	671	
										63,108.00	27,377,068	434	
	25,128.80	7,331,768	292	9,478.00	2,472,261	261							
	213,216.20	92,661,935	435	194,770.20	83,069,478	426	117,569.40	58,134,919	494	49,365.60	26,178,983	530	
	117,119.20	49,947,640	426	103,408.80	46,962,902	454	94,802.40	48,827,808	515	87,332.00	48,715,088	558	
	59,856.80	20,810,259	348	50,898.00	17,264,711	339	24,027.30	8,855,694	369	8,243.60	2,074,221	252	
	9,010.00	4,384,349	487	4,490.00	2,267,685	505	15,320.00	7,797,984	509	17,880.00	10,095,016	565	
	19,690.00	7,221,946	367	13,700.00	4,879,195	356	9,387.60	3,131,019	334	5,798.00	1,768,310	305	
	444,021.00	182,357,897	411	376,745.00	156,906,232	416	261,106.70	126,747,424	485	231,727.20	116,208,686	501	
	24,781.70	41,259,029	1,665	126,051.75	117,479,572	932	71,246.00	52,600,712	738	20,109.60	13,197,793	656	
	6,510.70	13,923,300	2,139	38,625.60	54,602,166	1,414	104,592.70	119,233,684	1,140	241,702.45	176,716,170	731	
							5,428.40	3,031,643	558	84,262.00	39,172,198	465	
	56.80	262,080	4,614	406.80	1,153,110	2,835	1,001.00	2,471,387	2,469	8,668.60	7,286,538	841	
	27.00	100,275	3,714	6,200.00	9,497,810	1,532	19,125.10	23,330,706	1,220	52,288.60	41,677,256	797	
	56,663.20	16,268,747	287	35,994.60	11,704,112	325	14,310.90	13,335,076	932	61,820.70	34,269,543	554	
	88,039.40	71,813,431	816	207,288.75	194,436,770	938	215,704.10	214,003,208	992	468,851.95	312,319,498	666	
							200.00	63,861	319	65,110.00	24,541,002	377	
							144,657.50	71,334,175	493	622,369.70	234,544,714	377	
										476,881.00	155,406,373	326	
							6,121.00	1,863,947	305	7,177.50	2,116,711	295	
										1,118.20	297,213	266	
							150,978.50	73,261,983	485	1,172,656.40	416,906,013	356	
	235,410.32	175,774,706	747	35,637.20	33,778,729	948	50,244.36	29,655,360	590	28,540.50	27,483,214	963	
	153.80	384,451	2,500	42.00	99,205	2,362	484.00	674,309	1,393	1,476.00	1,247,020	845	
	693,147.00	111,141,982	160	932,291.50	111,382,865	119	1,650,192.00	192,137,825	116	1,715,429.50	202,756,485	118	
	86,044.00	22,445,827	261	243,144.00	39,277,530	162	187,211.50	28,106,726	150	138,764.00	19,217,370	138	
	779,191.00	133,587,809	171	1,175,435.50	150,660,395	128	1,837,403.50	220,244,551	120	1,854,193.50	221,973,855	120	
	33,565.00	9,181,891	274	11,683.00	2,034,633	174							
	95,786.00	32,729,528	342	31,029.00	8,330,525	268	760.00	151,294	199	10.00	4,410	441	
	137,450.00	44,197,117	322	140,397.00	37,311,358	266	174,377.00	44,378,707	254	115,436.50	34,531,923	299	
	46,912.50	38,571,723	822	51,078.00	25,194,085	493	55,659.20	28,373,027	510	74,881.80	35,612,697	476	
	46,841.50	19,858,661	424	75,003.10	25,663,210	342	112,816.00	43,065,843	382	87,210.00	36,201,349	415	
	9,410.78	12,701,391	1,350	134,225.51	83,621,346	623	367,148.17	170,669,807	465	504,760.64	227,486,030	451	
				965.50	426,252	441	9,455.60	3,843,548	406	13,078.00	4,660,121	356	
	4,868.40	4,208,386	864	95,221.05	52,296,692	549	63,352.70	32,821,771	518	30,286.70	14,679,829	485	
	25,418.18	36,409,166	1,432	72,796.80	82,222,908	1,129	38,318.35	45,997,106	1,200	427.60	577,604	1,351	
	14,722.70	19,666,851	1,336	14,220.03	11,844,429	833	11.80	6,132	520				
	896.70	1,525,732	1,701	2,188.75	3,516,875	1,607	7,339.45	7,081,675	965	70,318.30	39,624,108	563	
										2,288.40	1,238,648	541	
	82,513.00	16,983,647	206	91,512.00	19,877,926	217	113,321.00	21,310,973	188	82,519.80	16,875,321	205	
	191,008.00	27,379,699	143	165,872.00	24,167,615	146	186,510.00	27,682,563	148	214,825.00	30,911,565	144	
	224,653.40	38,683,060	172	220,783.00	37,705,801	171	185,412.00	32,132,004	173	175,644.00	29,440,647	168	
	1,389,073.90	165,130,514	119	1,475,250.70	172,058,823	117	1,372,167.60	158,279,922	115	1,209,200.60	131,424,119	109	
	95,342.00	10,545,803	111	131,489.00	14,673,827	112	126,315.00	12,815,587	101	89,258.00	7,556,766	85	
	1,484,415.90	175,676,317	118	1,606,739.70	186,732,650	116	1,498,482.60	171,095,509	114	1,298,458.60	138,980,885	107	
	170,286.10	31,198,511	183	169,227.40	27,906,332	165	197,972.40	31,214,912	158	161,544.70	28,168,511	174	
	147,749.00	72,315,001	489	163,611.50	77,224,131	472	195,882.50	87,486,278	447	163,221.50	72,259,393	443	
	1,794.40	543,255	303	1,878.00	563,576	295							
	2,312.00	1,278,559	553	3,218.00	1,492,448	464	1,622.00	1,001,034	617	1,997.00	1,308,167	655	
	16,894.70	22,670,963	1,342	31,304.25	31,551,762	1,008	27,463.75	28,074,248	1,022	15,717.90	12,476,332	794	
	150,467.10	51,653,864	343	135,586.90	49,745,171	367	164,418.30	51,477,650	313	166,811.80	55,151,845	331	
	44,269.61	17,475,663	395	53,443.72	21,007,205	393	89,433.16	33,474,792	374	53,864.18	21,418,392	398	
	4,906,266.89	1,325,876,821	270	5,301,769.46	1,433,882,326	270	6,162,381.95	1,620,230,951	263	7,138,959.90	1,997,151,433	280	

果実の品目別・月別取扱高表

	(kg)			(kg)			(kg)			(kg)		
	180,438.27	88,874.100	493	13,128.84	2,020.922	154						
	395,364.74	54,460.518	138	1,353,572.00	156,769.733	116	445,859.00	49,520.984	111	25,155.00	2,815,845	112
	380.00	21,474	57	71,592.00	18,163.089	254	1,106,684.00	187,943.055	170	1,307,727.30	234,656,194	179
										522,357.00	110,527,913	212
	576,183.01	143,356.092	249	1,438,292.84	176,953.744	123	1,552,543.00	237,464.039	153	1,855,239.30	347,999,952	188
										9,320.00	2,175,292	233
							55.00	48,720	886	2,033.00	740,206	364
										8,380.50	2,390,309	285
							169.00	17,658	104	61,786.00	14,257,984	231
							1,489.80	1,406,790	944	38,008.30	21,839,472	575
	631.00	119,090	189	1,354.50	365,503	270	10,380.80	4,908,358	473	106,448.35	31,868,023	299
	576,814.01	143,475,182	249	1,439,647.34	177,319,247	123	1,564,637.60	243,845,565	156	2,081,215.45	421,271,238	202
	607,806.90	193,724,742	319	444,795.00	103,367,204	232	15,970.00	3,412,265	214			
				850.00	132,930	156	190,599.50	61,671,465	324	605,572.00	163,489,071	270
							880.00	193,463	220	4,330.00	662,143	153
				31,420.00	8,694,111	277	200,690.00	46,942,154	234	133,540.00	34,217,457	256
				2,000.00	549,867	275	64,400.20	15,885,267	247	106,641.40	26,878,010	252
							1,380.00	766,500	555	7,035.00	3,397,111	483
	95,358.50	29,205,863	306	577,425.40	151,164,503	262	515,514.50	113,797,477	221	47,130.80	10,947,341	232
	703,165.40	222,930,605	317	1,056,490.40	263,908,615	250	989,434.20	242,668,591	245	904,249.20	239,591,133	265
	4,051.10	3,190,395	788	14.70	3,355	228						
	228,772.10	131,136,052	573	83,915.13	44,829,425	534	13,098.00	10,351,767	790	1,159.50	1,033,085	891
	6,965.60	2,288,604	329	386.00	90,661	235						
	6,817.00	5,340,512	783	5,218.10	4,165,214	798	5,222.80	4,679,742	896	3,758.80	3,223,787	858
	94,217.00	67,866,122	720	87,849.90	56,413,789	642	1,763.80	1,334,985	757	301.00	245,593	816
	42,587.10	34,299,136	805	25,880.60	14,606,915	564	42,755.90	17,020,384	398	46,139.60	16,106,609	349
	383,409.90	244,119,821	637	203,264.43	120,109,359	591	62,840.50	33,386,878	531	51,358.90	20,609,074	401
	86,026.00	24,645,763	286	8,990.00	1,631,167	181						
	2,000.00	645,540	323									
	619,729.00	194,147,355	313	148,464.00	31,646,087	213						
	98,709.00	26,009,443	263	335,767.10	71,389,879	213	15,140.00	3,461,758	229	230.00	65,207	284
				77,044.00	22,263,619	289	116,675.00	26,934,634	231	885.00	206,010	233
										38,430.00	8,637,560	225
	61,263.20	22,024,152	360	38,990.00	12,839,647	329	23,365.20	5,409,645	232	21,092.80	6,099,236	289
	10,648.60	3,391,990	319	24,297.80	7,812,671	322	79,307.60	28,153,560	355	29,015.20	11,750,897	405
	878,375.80	270,864,243	308	633,552.90	147,583,070	233	234,487.80	63,959,597	273	89,653.00	26,758,910	298
	34,696.60	32,709,685	943	44,417.10	41,166,066	927	85,448.40	117,003,088	1,369	351,581.17	778,181,939	2,213
	167,051.20	46,819,399	280	99,714.20	22,513,842	226						
	2,311.00	283,352	123	164,360.20	29,239,366	178	10.00	410	41			
				219,111.40	41,843,614	191	37,845.00	5,619,497	148	430.00	27,980	65
				7,622.50	901,366	118	880,518.30	159,338,968	181	655,971.90	108,187,946	165
	14,150.05	3,729,812	264	128,256.10	26,279,188	205	29,378.50	4,696,453	160	1,755.00	156,779	89
	183,512.25	50,832,563	277	619,063.40	120,777,376	195	947,751.80	169,655,328	179	668,156.90	108,372,705	165
	46,768.50	15,473,320	331	224,455.10	46,045,036	205	378,980.10	53,374,966	141	81,806.90	9,463,223	116
				388.52	622,113	1,601	2,512.59	3,777,249	1,503	43,614.03	52,536,643	1,205
	212,593.00	31,855,286	150	21,204.00	3,054,117	144	15,780.00	2,599,924	165	9,089.00	1,833,092	202
	7,950.00	2,025,833	255	12,552.00	2,010,133	160	1,380.00	173,588	126	1,366.00	115,204	84
				850.00	244,321	287	644.00	186,796	290	500.00	211,043	422
	220,543.00	33,881,119	154	34,606.00	5,308,571	153	17,804.00	2,950,308	166	10,955.00	2,159,339	197
							18.00	945	52	2,250.00	237,421	106
	20,751.00	5,519,170	266	7,963.00	1,468,015	184	2,174.00	720,626	331	1,764.00	296,030	168
	73,522.30	25,785,697	351	72,384.20	27,881,429	385	49,948.00	29,580,623	592	76,696.60	52,148,046	680
	52,400.00	19,230,421	367	65,033.40	18,828,148	290	20,809.00	9,119,740	438	17,208.40	10,433,423	606
	160,597.00	66,424,054	407	3,092.00	1,467,904	475	1,425.00	529,673	372			
	5,077.60	2,012,044	396	400.00	91,855	230						
	16,607.60	8,059,776	485	2,980.80	1,510,744	507						
	8.20	6,825	832							105.00	270,900	2,580
	76,324.90	44,610,802	584	49,241.80	27,496,913	558	3,873.20	2,086,700	539			
	65,421.35	40,230,502	615	60,460.86	35,442,770	586	2,393.80	2,211,854	924	45.00	17,030	378
	78,093.20	14,346,784	184	101,423.91	15,122,246	149	132,675.58	19,111,951	144	172,166.55	23,599,887	137
	194,958.00	27,569,960	141	97,628.00	13,907,797	142	113,109.00	20,581,270	182	218,533.00	32,726,818	150
	135,569.00	20,110,870	148	140,863.00	22,010,575	156	97,886.00	16,154,400	165	89,624.00	16,243,755	181
	1,342,632.40	136,534,707	102	1,408,565.10	138,421,296	98	1,409,227.70	126,087,215	89	1,355,260.20	134,563,617	99
	105,716.00	8,466,150	80	104,286.00	8,576,253	82	86,996.00	6,723,931	77	89,778.00	8,131,959	91
	1,448,348.40	145,000,857	100	1,512,851.10	146,997,549	97	1,496,223.70	132,811,146	89	1,445,038.20	142,695,576	99
	117,354.20	20,995,899	179	114,453.90	19,120,336	167	119,009.20	18,618,270	156	152,239.00	19,455,833	128
	160,779.00	72,390,759	450	114,169.00	49,964,066	438	101,167.00	41,359,702	409	57,336.00	24,462,323	427
	7.80	2,727	350	50,409.90	31,287,568	621	25,774.65	11,912,140	462	113,355.60	43,439,604	383
	1,466.40	884,618	603	1,538.00	1,020,167	663	1,899.00	1,120,695	590	1,514.00	1,002,816	662
	4,157.60	2,570,266	618	6,039.00	2,291,415	379	4,001.00	1,768,652	442	2,860.00	1,661,921	581
	158,479.18	48,230,962	304	176,740.22	51,586,277	292	161,992.60	44,336,152	274	183,860.80	51,709,465	281
	47,127.97	16,746,710	355	42,481.33	15,225,675	358	50,673.24	16,896,805	333	103,161.06	28,394,235	275
	5,844,336.16	1,594,016,241	273	6,876,038.61	1,405,560,902	204	6,668,948.96	1,299,552,914	195	6,910,347.76	2,107,739,287	305

果実の品目別・月別取扱高表

	(kg)		
	572,656.55	379,428,633	663
	2,219,950.74	263,567,080	119
	2,652,035.10	467,593,133	176
	2,502,277.00	528,788,629	211
	7,946,919.39	1,639,377,475	206
	404,029.30	67,349,387	167
	320,570.80	49,829,860	155
	200,327.50	39,113,128	195
	768,287.00	102,467,239	133
	74,220.10	15,152,476	204
	73,389.00	12,157,435	166
	513,826.40	97,623,448	190
	394,233.30	136,555,402	346
	750,542.00	201,078,284	268
	11,446,344.79	2,360,704,134	206
	1,131,679.90	327,881,279	290
	2,344,921.30	749,208,360	320
	680,591.40	304,105,437	447
	1,227,794.40	457,583,518	373
	763,058.30	235,716,005	309
	90,245.00	42,007,062	465
	1,375,468.40	352,165,592	256
	7,613,758.70	2,468,668,253	324
	246,857.05	229,351,875	929
	718,376.18	551,825,649	768
	97,042.00	44,583,106	459
	31,173.90	28,607,150	918
	261,772.40	20,465,536	766
	462,585.50	208,997,298	452
	1,817,807.03	1,263,830,614	695
	160,326.00	50,881,793	317
	769,027.20	306,524,429	399
	1,245,074.00	381,199,815	306
	449,846.10	100,926,287	224
	194,604.00	49,404,263	254
	43,180.00	9,936,463	230
	158,349.70	50,457,288	319
	149,266.60	52,862,837	354
	31,697,673.60	1,002,193,175	316
	2,777,095.82	3,349,997,835	1,206
	266,765.40	69,333,241	260
	166,681.20	29,523,128	177
	257,386.40	47,491,091	185
	1,661,287.70	320,074,150	193
	173,538.65	34,862,232	201
	2,525,659.35	501,283,842	198
	737,225.60	127,230,004	173
	66,040.04	82,587,363	1,251
	5,401,926.00	690,930,815	128
	685,761.50	116,308,211	170
	2,939.00	1,191,825	406
	6,090,626.50	808,430,851	133
	51,150.00	13,179,164	258
	152,997.00	48,939,320	320
	637,818.50	185,373,010	291
	601,676.70	380,878,867	633
	493,164.90	196,044,597	398
	1,180,660.10	561,906,820	476
	28,976.70	11,033,820	381
	213,317.25	113,577,198	532
	137,342.80	167,414,985	1,219
	36,647.78	45,474,965	1,241
	210,209.10	126,000,093	599
	130,609.41	79,140,804	606
	1,221,372.99	208,724,787	171
	1,893,019.00	279,570,447	148
	1,737,522.00	288,361,624	166
	15,856,819.60	1,684,315,009	106
	1,188,387.00	111,661,252	94
	17,045,206.60	1,795,976,261	105
	1,733,081.40	288,191,135	166
	1,197,316.99	536,663,329	448
	610,105.65	241,896,379	396
	21,214.00	12,891,702	608
	124,518.40	120,947,211	971
	1,806,546.80	572,921,516	317
	683,665.92	244,517,961	358
	68,192,371.42	18,484,552,066	271