

野菜の品目別取扱高／前年対比表

品名	27年実績			26年実績			増減		前年比(%)		
	数量 kg	金額	平均@	数量 kg	金額	平均@	数量 kg	金額	数量	金額	@
大根	18,130,264.86	1,203,923,180	66.40	17,544,511.82	1,042,779,046	59.44	585,753.04	161,144,134	103	115	112
かぶ	762,495.30	64,253,435	84.26	759,627.97	59,805,635	78.73	2,867.33	4,447,800	100	107	107
人参	11,322,927.55	1,354,237,485	119.60	12,127,298.94	1,260,457,843	103.94	-804,371.39	93,779,642	93	107	115
ごぼう	2,379,086.48	515,098,779	216.51	2,229,231.71	535,137,081	240.05	149,854.77	-20,038,302	107	96	90
れんこん	980,561.25	541,643,627	552.38	1,218,981.80	509,849,104	418.26	-238,420.55	31,794,523	80	106	132
たけのこ	92,067.15	48,642,007	528.33	122,683.25	51,417,512	419.11	-30,616.10	-2,775,505	75	95	126
ゆで筍	42,987.34	31,570,571	734.41	65,181.19	38,078,020	584.19	-22,193.85	-6,507,449	66	83	126
その他根菜類	293,709.78	46,508,849	158.34	470,806.43	47,263,802	100.39	-177,096.65	-754,953	62	98	158
根菜類計	34,004,099.71	3,805,877,933	111.92	34,538,323.11	3,544,788,043	102.63	-534,223.40	261,089,890	98	107	109
白菜	41,783,250.00	2,834,247,530	67.83	42,448,401.00	2,365,936,808	55.74	-665,151.00	468,310,722	98	120	122
キャベツ	34,036,699.40	3,177,937,958	93.36	30,174,656.80	2,431,807,663	80.59	3,862,042.60	746,130,295	113	131	116
グリーンボール	1,984,783.00	233,250,961	117.51	1,929,752.00	188,219,320	97.54	55,031.00	45,031,641	103	124	120
キャベツ計	36,021,482.40	3,411,188,919	94.69	32,104,408.80	2,620,026,983	81.61	3,917,073.60	791,161,936	112	130	116
春菊	531,334.30	277,338,674	521.96	570,702.80	268,255,935	470.04	-39,368.50	9,082,739	93	103	111
ほうれん草	1,348,225.56	701,596,562	520.38	1,541,325.19	677,236,811	439.39	-193,099.63	24,359,751	87	104	118
青葱	1,149,700.53	957,234,592	832.59	1,210,081.34	825,885,475	682.50	-60,380.81	131,349,117	95	116	122
分葱	7,029.50	6,669,059	948.72	9,230.10	7,049,880	763.79	-2,200.60	-380,821	76	95	124
白葱	2,697,105.45	896,355,544	332.33	2,908,824.45	876,266,917	301.24	-211,719.00	20,088,627	93	102	110
ふき	71,748.40	19,870,347	276.94	73,159.59	19,119,636	261.34	-1,411.19	750,711	98	104	106
つわ	48,103.10	26,449,214	549.84	44,943.10	25,838,556	574.92	3,160.00	610,658	107	102	96
みつば	185,866.90	102,924,827	553.75	185,130.95	87,111,177	470.54	735.95	15,813,650	100	118	118
にら	1,491,981.79	794,556,379	532.55	1,507,163.75	702,172,671	465.89	-15,181.96	92,383,708	99	113	114
かつお菜	75,375.93	26,654,139	353.61	92,443.45	25,658,386	277.56	-17,067.52	995,753	82	104	127
水菜	801,809.90	353,825,190	441.28	795,375.20	318,764,090	400.77	6,434.70	35,061,100	101	111	110
小松菜	1,145,750.05	377,117,571	329.14	1,170,238.40	322,102,677	275.25	-24,488.35	55,014,894	98	117	120
その他葉菜類	55,827.77	15,830,031	283.55	70,835.87	15,477,398	218.50	-15,008.10	352,633	79	102	130
レタス	13,130,707.00	2,188,238,058	166.65	13,246,657.70	1,783,535,629	134.64	-115,950.70	404,702,429	99	123	124
サニーレタス	1,123,644.00	372,629,340	331.62	1,082,284.50	283,405,930	261.86	41,359.50	89,223,410	104	131	127
グリーンリーフ	934,203.05	310,343,384	332.20	923,862.20	253,254,507	274.13	10,340.85	57,088,877	101	123	121
セルリー	726,585.20	197,474,777	271.78	734,871.90	174,318,405	237.21	-8,286.70	23,156,372	99	113	115
カリフラワー	441,480.90	61,968,537	140.36	387,941.50	54,617,269	140.79	53,539.40	7,351,268	114	113	100
ブロッコリー	2,077,441.20	778,296,760	374.64	2,432,583.18	717,355,197	294.89	-355,141.98	60,941,563	85	109	127
アスパラ	594,103.70	702,652,487	1,182.71	636,819.34	691,436,099	1,085.76	-42,715.64	11,216,388	93	102	109
パセリ	99,154.76	110,105,600	1,110.44	96,239.66	98,024,783	1,018.55	2,915.10	12,080,817	103	112	109
チンゲンサイ	355,110.50	127,666,494	359.51	411,282.96	127,645,311	310.36	-56,172.46	21,183	86	100	116
中国野菜	37,349.85	29,099,000	779.09	36,360.85	23,624,672	649.73	989.00	5,474,328	103	123	120
サラダ菜	99,274.20	67,372,778	678.65	100,733.90	58,428,718	580.03	-1,459.70	8,944,060	99	115	117
その他葉菜類	1,115,089.64	587,017,972	526.43	1,645,076.99	888,635,630	540.18	-529,987.35	-301,617,658	68	66	97
葉菜類計	108,148,735.58	16,334,723,765	151.03	106,466,978.67	14,311,185,550	134.42	1,681,756.91	2,023,538,215	102	114	112
茄子	4,238,806.44	1,404,429,468	331.32	4,634,818.53	1,343,101,094	289.79	-396,012.09	61,328,374	91	105	114
トマト	8,775,664.68	2,855,351,686	325.37	8,993,618.76	2,558,900,765	284.52	-217,954.08	296,450,921	98	112	114
きゅうり	7,573,796.41	2,219,755,403	293.08	8,063,772.32	2,072,135,662	256.97	-489,975.91	147,619,741	94	107	114
南瓜	5,627,662.90	962,440,734	171.01	5,519,356.30	985,232,951	178.51	108,306.60	-22,792,217	102	98	96
白瓜	86,981.00	11,226,686	129.07	97,701.80	9,733,123	99.62	-10,720.80	1,493,563	89	115	130
ピーマン	2,209,059.62	991,996,443	449.05	2,380,998.10	833,170,936	349.93	-171,938.48	158,825,507	93	119	128
パプリカ	564,359.63	349,238,706	618.82	506,372.23	312,399,296	616.94	57,987.40	36,839,410	111	112	100
ししとう	122,501.42	160,023,093	1,306.29	138,245.51	147,835,045	1,069.37	-15,744.09	12,188,048	89	108	122
オクラ	437,145.24	323,877,008	740.89	472,963.88	336,378,586	711.21	-35,818.64	-12,501,578	92	96	104
とうもろこし	759,552.10	191,971,767	252.74	970,114.69	204,029,667	210.31	-210,562.59	-12,057,900	78	94	120
米ナス	113,617.14	43,525,667	383.09	114,087.53	38,406,703	336.64	-470.39	5,118,964	100	113	114
ミニトマト	1,745,363.35	1,088,352,056	623.56	1,921,994.57	1,034,118,275	538.04	-176,631.22	54,233,781	91	105	116
ゴーヤ	317,853.48	107,388,288	337.85	342,845.50	96,227,400	280.67	-24,992.02	11,160,888	93	112	120
その他果菜類	389,672.30	129,825,891	333.16	393,696.15	123,519,644	313.74	-4,023.85	6,306,247	99	105	106
果菜類計	32,962,035.71	10,839,402,896	328.84	34,550,585.87	10,095,189,147	292.19	-1,588,550.16	744,213,749	95	107	113

野菜の品目別取扱高／前年対比表

品名	27年実績			26年実績			増減		前年比(%)		
	数量 kg	金額	平均@	数量 kg	金額	平均@	数量 kg	金額	数量	金額	@
いんげん	165,357.25	146,836,047	887.99	199,643.30	148,462,922	743.64	-34,286.05	-1,626,875	83	99	119
きぬさや	25,543.34	49,389,233	1,933.54	37,043.03	54,167,590	1,462.29	-11,499.69	-4,778,357	69	91	132
スナックえんどう	97,597.74	95,986,485	983.49	106,847.13	84,102,551	787.13	-9,249.39	-11,883,934	91	114	125
実えんどう	72,432.63	55,362,631	764.33	126,235.36	71,446,740	565.98	-53,802.73	-16,084,109	57	77	135
そら豆	92,275.75	45,426,877	492.29	116,867.80	44,142,591	377.71	-24,592.05	1,284,286	79	103	130
枝豆	93,200.67	52,410,799	562.34	86,277.80	46,242,419	535.97	6,922.87	6,168,380	108	113	105
その他豆類	11,012.67	4,979,250	452.13	11,826.57	5,342,280	451.72	-813.90	-363,030	93	93	100
豆類計	557,420.05	450,391,322	807.99	684,740.99	453,907,093	662.89	-127,320.94	-3,515,771	81	99	122
里芋	809,090.65	225,656,586	278.90	903,612.15	255,731,325	283.01	-94,521.50	-30,074,739	90	88	99
玉葱	36,630,194.40	3,781,752,968	103.24	33,620,469.80	3,550,084,234	105.59	3,009,724.60	231,668,734	109	107	98
甘藷	3,345,989.71	784,157,972	234.35	3,528,292.85	659,172,436	186.82	-182,303.14	124,985,536	95	119	125
馬鈴薯	5,318,240.00	940,213,218	176.79	5,683,750.70	682,335,694	120.05	-365,510.70	257,877,524	94	138	147
マークイン	8,202,973.50	1,294,629,858	157.82	8,251,277.35	980,995,639	118.89	-48,303.85	313,634,219	99	132	133
馬鈴薯計	13,521,213.50	2,234,843,076	165.28	13,935,028.05	1,663,331,333	119.36	-413,814.55	571,511,743	97	134	138
長芋	3,182,611.60	1,162,268,020	365.19	2,823,745.20	1,094,895,431	387.75	358,866.40	67,372,589	113	106	94
山の芋	39,619.91	33,805,953	853.25	50,516.55	39,706,066	786.00	-10,896.64	-5,900,113	78	85	109
らっきょう	172,099.90	84,773,781	492.58	185,130.37	66,843,706	361.06	-13,030.47	17,930,075	93	127	136
にんにく	291,328.40	246,094,975	844.73	294,274.75	186,394,343	633.40	-2,946.35	59,700,632	99	132	133
生姜	587,260.94	348,708,629	593.78	632,547.85	356,747,818	563.99	-45,286.91	-8,039,189	93	98	105
その他土物類	307,008.16	114,353,612	372.47	336,878.32	135,962,130	403.59	-29,870.16	-21,608,518	91	84	92
土物類計	58,886,417.17	9,016,415,572	153.11	56,310,495.89	8,008,868,822	142.23	2,575,921.28	1,007,546,750	105	113	108
松茸	12,041.15	110,221,118	9,153.70	14,625.04	113,860,977	7,785.34	-2,583.89	-3,639,859	82	97	118
生椎茸	960,197.46	863,996,885	899.81	963,858.25	792,391,746	822.10	-3,660.79	71,605,139	100	109	109
えのき	2,682,736.85	717,827,927	267.57	2,800,811.90	746,214,403	266.43	-118,075.05	-28,386,476	96	96	100
しめじ	1,616,991.80	678,515,563	419.61	1,588,747.23	649,412,318	408.76	28,244.57	29,103,245	102	104	103
なめこ	312,657.65	119,477,624	382.13	268,310.17	108,265,044	403.51	44,347.48	11,212,580	117	110	95
マッシュルーム	77,616.08	89,952,371	1,158.93	68,183.37	79,059,976	1,159.52	9,432.71	10,892,395	114	114	100
まい茸	203,167.70	133,010,604	654.68	204,141.30	132,524,315	649.18	-973.60	486,289	100	100	101
エリンギ	456,848.20	231,562,343	506.86	477,934.40	236,883,930	495.64	-21,086.20	-5,321,587	96	98	102
その他茸類	22,172.90	20,123,078	907.55	13,922.76	10,938,942	785.69	8,250.14	9,184,136	159	184	116
茸類計	6,344,429.79	2,964,687,513	467.28	6,400,534.42	2,869,551,651	448.33	-56,104.63	95,135,862	99	103	104
貝われ	410,751.95	123,766,569	301.31	338,138.88	101,607,361	300.49	72,613.07	22,159,208	121	122	100
大葉	160,301.28	532,587,347	3,322.41	148,078.00	411,601,506	2,779.63	12,223.28	120,985,841	108	129	120
みょうが	138,643.61	246,939,012	1,781.10	151,615.07	245,664,062	1,620.31	-12,971.46	1,274,950	91	101	110
菜の花	76,478.88	67,803,433	886.56	78,671.39	64,679,968	822.15	-2,192.51	3,123,465	97	105	108
ハーブ類	26,709.64	45,149,041	1,690.36	27,709.57	42,057,010	1,517.78	-999.93	3,092,031	96	107	111
その他香辛穂類	103,880.52	145,572,358	1,401.34	102,736.75	128,298,359	1,248.81	1,143.77	17,273,999	101	113	112
大梅	222,583.30	64,644,072	290.42	249,467.40	68,786,060	275.73	-26,884.10	-4,141,988	89	94	105
小梅	16,399.30	7,333,381	447.17	29,362.00	7,896,714	268.94	-12,962.70	-563,333	56	93	166
カボス	72,990.60	25,542,578	349.94	87,053.32	30,693,177	352.58	-14,062.72	-5,150,599	84	83	99
ゆず	78,494.00	28,980,985	369.21	71,613.90	26,962,419	376.50	6,880.10	2,018,566	110	107	98
その他ゆず	51,851.99	16,560,464	319.37	54,892.70	14,074,206	256.39	-3,040.71	2,486,258	94	118	125
もやし	963,624.91	160,632,858	166.69	1,060,414.87	160,144,553	151.02	-96,789.96	488,305	91	100	110
加工用筍	428,855.00	39,841,751	92.90	560,353.00	59,391,311	105.99	-131,498.00	-19,549,560	77	67	88
野菜加工品	9,255,610.44	1,127,396,090	121.80	9,769,557.61	1,050,721,128	107.55	-513,947.17	76,674,962	95	107	113
その他の野菜	781,456.47	194,285,739	248.62	551,923.11	188,803,109	342.08	229,533.36	5,482,630	142	103	73
その他山菜	38,289.49	50,474,621	1,318.23	36,520.13	48,858,865	1,337.86	1,769.36	1,615,756	105	103	99
その他妻物	303,787.49	423,596,494	1,394.38	300,275.34	396,998,215	1,322.11	3,512.15	26,598,279	101	107	105
庭先野菜	3,963,297.00	521,820,766	131.66	3,300,764.00	446,725,558	135.34	662,533.00	75,095,208	120	117	97
その他	37,205.05	18,611,477	500.24	54,091.50	28,295,722	523.11	-16,886.45	-9,684,245	69	66	96
国内野菜	239,808,618.43	44,489,009,955	185.51	236,057,771.73	39,956,381,755	169.27	3,750,846.70	4,532,628,200	102	111	110
野菜計	258,034,348.93	47,253,038,037	183.12	255,924,897.49	42,805,749,609	167.26	2,109,451.44	4,447,288,428	101	110	109
鶏卵	623,895.14	174,566,161	279.80	644,204.68	179,163,105	278.12	-20,309.54	-4,596,944	97	97	101
卵計	623,895.14	174,566,161	279.80	644,204.68	179,163,105	278.12	-20,309.54	-4,596,944	97	97	101

## 野菜の産地別取扱高(上位10位)

### 1 全国

(トン,千円,%)

順位	県名	数 量					金 額				
		27年	比率	26年	比率	前年比	27年	比率	26年	比率	前年比
	総 計	258,034	100.0%	255,925	100.0%	100.8%	47,253,038	100.0%	42,805,750	100.0%	110.4%
1	福 岡	40,828	15.8%	40,695	15.9%	100.3%	9,991,413	21.1%	8,981,525	21.0%	111.2%
2	北 海 道	39,830	15.4%	36,055	14.1%	110.5%	5,019,114	10.6%	4,686,326	10.9%	107.1%
3	熊 本	29,294	11.4%	30,933	12.1%	94.7%	4,963,617	10.5%	4,561,691	10.7%	108.8%
4	長 崎	23,999	9.3%	25,101	9.8%	95.6%	4,604,550	9.7%	3,942,613	9.2%	116.8%
5	長 野	22,504	8.7%	22,264	8.7%	101.1%	3,159,961	6.7%	2,820,875	6.6%	112.0%
6	佐 賀	17,806	6.9%	17,490	6.8%	101.8%	3,887,150	8.2%	3,748,833	8.8%	103.7%
7	大 分	17,442	6.8%	18,039	7.0%	96.7%	3,849,585	8.1%	3,353,882	7.8%	114.8%
8	鹿 児 島	17,080	6.6%	15,987	6.2%	106.8%	2,635,300	5.6%	2,297,416	5.4%	114.7%
9	宮 崎	13,593	5.3%	14,404	5.6%	94.4%	2,235,053	4.7%	2,086,123	4.9%	107.1%
10	群 馬	7,498	2.9%	7,043	2.8%	106.5%	978,223	2.1%	844,033	2.0%	115.9%
	その他国内	9,934	3.8%	8,047	3.2%	123.4%	3,165,044	6.9%	2,633,065	6.0%	120.2%
	国 外	18,226	7.1%	19,867	7.8%	91.7%	2,764,028	5.8%	2,849,368	6.7%	97.0%

### 2 県内

(トン,千円,%)

順位	地区名	数 量					金 額				
		27年	比率	26年	比率	前年比	27年	比率	26年	比率	前年比
	総 計	40,828	100.0%	40,695	100.0%	100.3%	9,991,413	100.0%	8,981,525	100.0%	111.2%
1	福 岡 市	8,973	22.0%	8,848	21.7%	101.4%	1,389,019	13.9%	1,247,867	13.9%	111.3%
2	糸 島 市	6,627	16.2%	6,993	17.2%	94.8%	1,580,442	15.8%	1,425,015	15.9%	110.9%
3	三井地区	4,686	11.5%	4,917	12.1%	95.3%	1,373,203	13.7%	1,154,412	12.9%	119.0%
4	朝倉地区	2,578	6.3%	2,550	6.3%	101.1%	609,872	6.1%	563,459	6.3%	108.2%
5	みやま市	2,538	6.2%	2,877	7.1%	88.2%	775,996	7.8%	762,963	8.5%	101.7%
6	甘木地区	2,509	6.1%	2,352	5.8%	106.7%	715,081	7.2%	599,148	6.7%	119.3%
7	三潞地区	2,229	5.5%	2,235	5.5%	99.7%	853,817	8.5%	804,710	9.0%	106.1%
9	宗像地区	1,788	4.4%	1,334	3.3%	134.0%	181,866	1.8%	141,992	1.6%	128.1%
8	久留米市	1,580	3.9%	1,663	4.1%	95.0%	313,925	3.1%	279,145	3.1%	112.5%
10	北九州市	1,282	3.1%	1,201	3.0%	106.7%	145,031	1.5%	110,340	1.2%	131.4%
	その他県内	6,038	14.8%	5,725	13.9%	105.5%	2,053,161	20.6%	1,892,474	20.9%	108.5%

(注)地区名と行政区分との関係については、品目別・産地別取扱高表(県内)を参照。

## 野菜の品目別取扱高(上位10位)

### 1 全国

(トン,千円,%)

順位	品目名	数 量					金 額				
		27年	比率	26年	比率	前年比	27年	比率	26年	比率	前年比
	総 計	258,034	100.0%	255,925	100.0%	100.8%	47,253,038	100.0%	42,805,750	100.0%	110.4%
1	白 菜	41,783	16.2%	42,448	16.6%	98.4%	2,834,248	6.0%	2,365,937	5.5%	119.8%
2	玉 葱	36,630	14.2%	33,620	13.1%	109.0%	3,781,753	8.0%	3,550,084	8.3%	106.5%
3	キャベツ	36,021	14.0%	32,104	12.5%	112.2%	3,411,189	7.2%	2,620,027	6.1%	130.2%
4	大 根	18,130	7.0%	17,545	6.9%	103.3%	1,203,923	2.5%	1,042,779	2.4%	115.5%
5	レ タ ス	15,189	5.9%	15,253	6.0%	99.6%	2,871,211	6.1%	2,320,197	5.4%	123.7%
6	馬 鈴 薯	13,521	5.2%	13,935	5.4%	97.0%	2,234,843	4.7%	1,663,331	3.9%	134.4%
7	人 参	11,323	4.4%	12,127	4.7%	93.4%	1,354,237	2.9%	1,260,458	2.9%	107.4%
8	ト マ ト	10,521	4.1%	10,916	4.3%	96.4%	3,943,704	8.3%	3,593,019	8.4%	109.8%
9	野菜加工品	9,256	3.6%	9,770	3.8%	94.7%	1,127,396	2.4%	1,050,721	2.5%	107.3%
10	きゅうり	7,574	2.9%	8,064	3.2%	93.9%	2,219,755	4.7%	2,072,136	4.8%	107.1%
	その他野菜	58,086	22.5%	60,143	23.5%	96.6%	22,270,779	47.2%	21,267,061	49.8%	104.7%

### 2 県内

(トン,千円,%)

順位	品目名	数 量					金 額				
		27年	比率	26年	比率	前年比	27年	比率	26年	比率	前年比
	総 計	40,828	100.0%	40,695	100.0%	100.3%	9,991,413	100.0%	9,080,818	100.0%	110.0%
1	キャベツ	7,949	19.5%	7,384	18.1%	107.7%	644,820	6.5%	497,132	5.5%	129.7%
2	大 根	5,985	14.7%	5,879	14.4%	101.8%	304,058	3.0%	279,838	3.1%	108.7%
3	ト マ ト	3,147	7.7%	3,005	7.4%	104.7%	1,153,756	11.5%	977,248	10.8%	118.1%
4	レ タ ス	2,941	7.2%	2,985	7.3%	98.5%	623,742	6.2%	440,750	4.9%	141.5%
5	きゅうり	2,890	7.1%	3,058	7.5%	94.5%	849,543	8.5%	778,497	8.6%	109.1%
6	茄 子	2,583	6.3%	2,943	7.2%	87.8%	947,436	9.5%	925,783	10.2%	102.3%
7	ブロッコリー	1,358	3.3%	1,555	3.8%	87.3%	450,990	4.5%	394,552	4.3%	114.3%
8	小 松 菜	1,064	2.6%	1,085	2.7%	98.1%	325,519	3.3%	257,311	2.8%	126.5%
9	ほうれん草	885	2.2%	1,079	2.7%	82.0%	386,134	3.9%	387,986	4.3%	99.5%
10	青 葱	815	2.0%	848	2.1%	96.1%	696,338	7.0%	601,783	6.6%	115.7%
	その他野菜	11,211	27.4%	10,874	26.8%	103.1%	3,609,077	36.1%	3,539,938	38.9%	102.0%

(注)キャベツにはグリーンボール、レッドキャベツを含む。レタスにはサニーレタス・グリーンリーフレタスを含む。

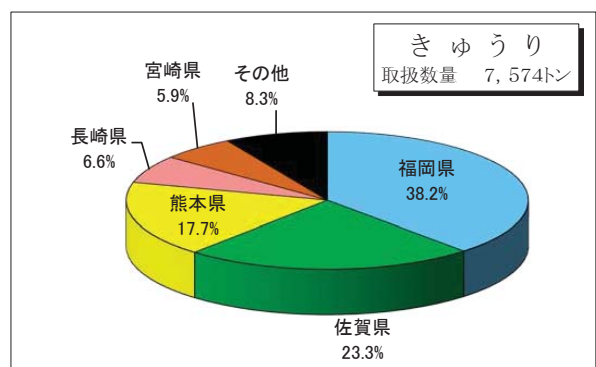
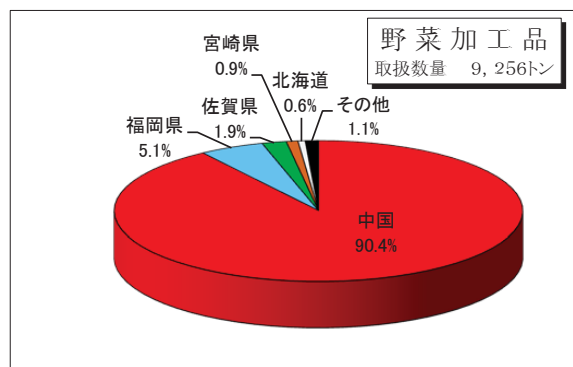
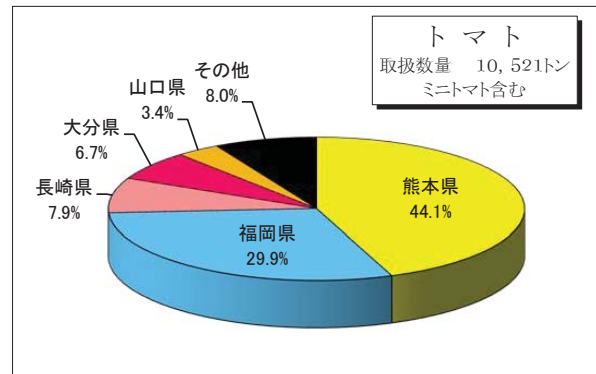
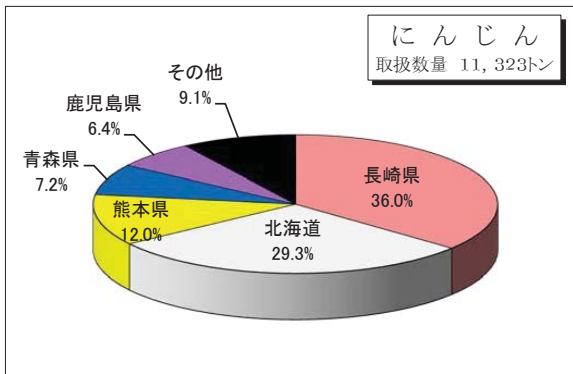
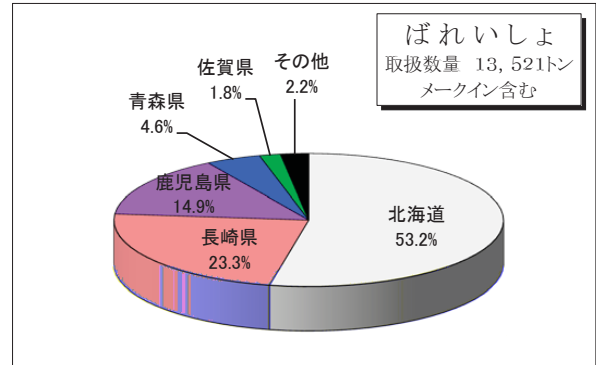
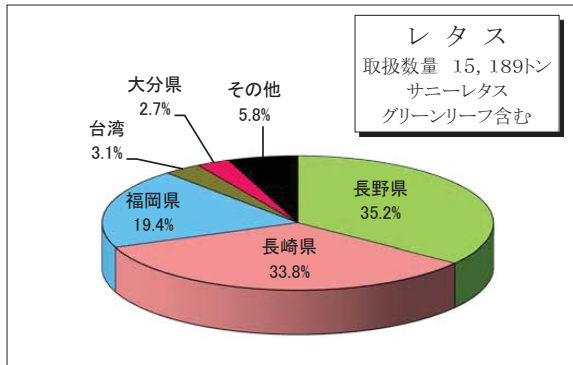
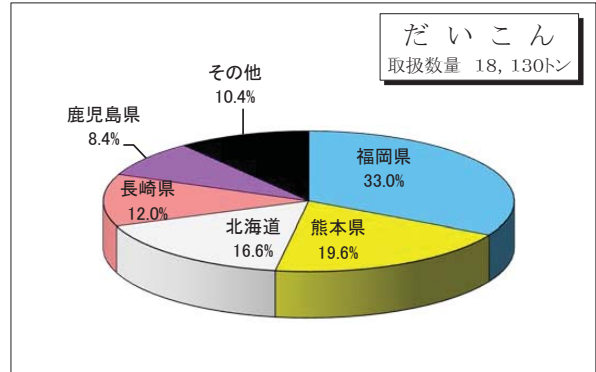
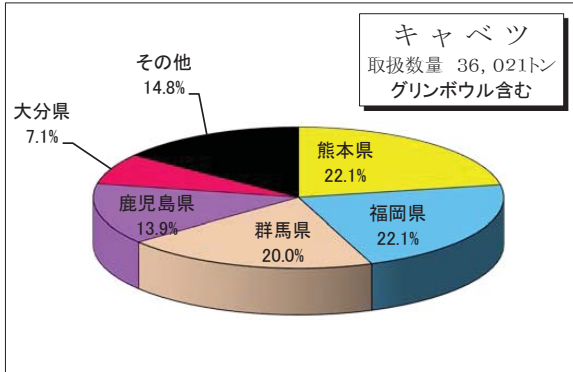
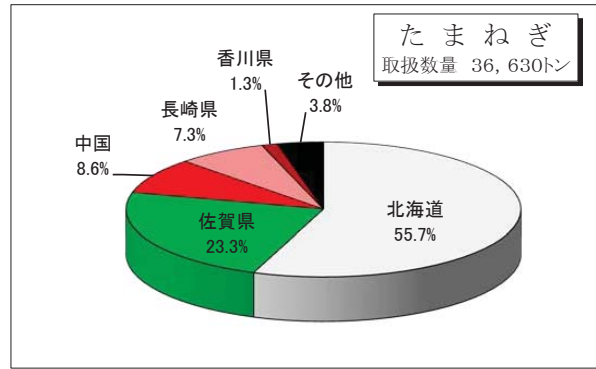
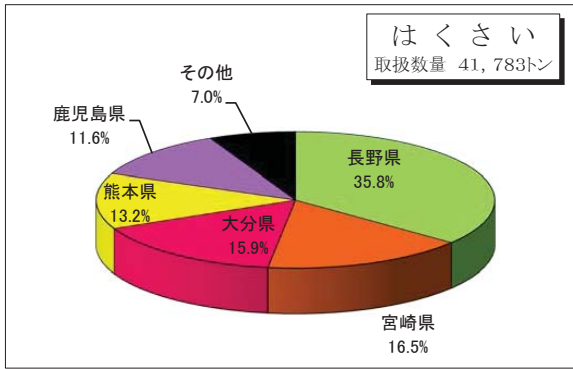
トマトにはミニトマトを含む。馬鈴薯にはメークインを含む。青葱には小葱を含む。

野菜の品目別取扱高 / 前年対比表 (外国産)

品名	27 年 実 績			26 年 実 績			増 減		前年比(%)		
	数量 kg	金額	平均@	数量 kg	金額	平均@	数量 kg	金額	数量	金額	@
大 根	58,110.00	4,011,498	69.03	5,000.00	329,400	65.88	53,110.00	3,682,098	1162	1218	105
か ぶ											
人 参	448,637.00	44,035,216	98.15	622,510.00	50,507,032	81.13	-173,873.00	-6,471,816	72	87	121
ご ぼ う	593,730.00	62,106,124	104.60	628,840.00	78,634,612	125.05	-35,110.00	-16,528,488	94	79	84
れ ん こ ん	540.00	233,280	432.00				540.00	233,280			
た け の こ	14,515.00	12,662,188	872.35	13,272.00	12,418,782	935.71	1,243.00	243,406	109	102	93
ゆ で 筍											
その他根菜類	2,711.00	1,977,415	729.40	2,547.53	1,830,796	718.66	163.47	146,619	106	108	101
根 菜 類 計	1,118,243.00	125,025,721	111.80	1,272,169.53	143,720,622	112.97	-153,926.53	-18,694,901	88	87	99
白 菜	5,160.00	630,179	122.12				5,160.00	630,179			
キ ャ ベ ツ	67,750.00	6,049,420	89.29	15,975.00	1,449,690	90.75	51,775.00	4,599,730	424	417	98
グリンボール											
キ ャ ベ ツ 計	67,750.00	6,049,420	89.29	15,975.00	1,449,690	90.75	51,775.00	4,599,730	424	417	98
春 菊											
ほうれん草											
青 葱	254.00	177,984	700.72				254.00	177,984			
分 葱											
白 葱	228,587.00	47,584,990	208.17	245,580.00	45,629,846	185.80	-16,993.00	1,955,144	93	104	112
ふ き											
つ わ											
み つ ば											
に ら	13.00	36,288	2,791.38				13.00	36,288			
か つ お 菜											
水 菜											
小 松 菜											
その他菜類											
レ タ ス	556,638.00	110,135,399	197.85	894,300.00	127,186,920	142.22	-337,662.00	-17,051,521	62	87	139
サニーレタス	20.00	324	16.20	160.00	630	3.94	-140.00	-306	13	51	411
グリーンリーフ											
セルリー	42,381.00	9,791,712	231.04	35,939.00	7,182,499	199.85	6,442.00	2,609,213	118	136	116
カリフラワー											
ブロッコリー	166,741.00	75,614,952	453.48	247,922.00	83,799,172	338.01	-81,181.00	-8,184,220	67	90	134
アスパラ	66,252.73	86,146,468	1,300.27	78,308.26	97,170,383	1,240.87	-12,055.53	-11,023,915	85	89	105
パセリ											
チンゲンサイ											
中国野菜	1,369.00	2,157,624	1,576.05	1,260.00	2,034,558	1,614.73	109.00	123,066	109	106	98
サラダ菜											
その他葉菜類	69,663.09	52,568,032	754.60	71,348.69	50,705,453	710.67	-1,685.60	1,862,579	98	104	106
葉 茎 菜 計	1,204,828.82	390,893,372	324.43	1,590,792.95	415,159,151	260.98	-385,964.13	-24,265,779	76	94	124
茄 子											
ト マ ト				51,790.00	22,027,659	425.33	-51,790.00	-22,027,659			
き ゅ う り											
南 瓜	2,814,571.90	415,238,659	147.53	2,755,193.70	450,432,221	163.48	59,378.20	-35,193,562	102	92	90
白 瓜											
ビ ー マ ン	760.50	420,268	552.62	50.00	9,630	192.60	710.50	410,638	1521	4364	287
パ プ リ カ	528,256.40	328,183,457	621.25	444,735.80	280,278,836	630.21	83,520.60	47,904,621	119	117	99
し し と う	1,813.58	1,738,128	958.39	2,140.66	1,857,367	867.66	-327.08	-119,239	85	94	110
オ ク ラ	78,306.50	54,741,226	699.06	71,036.20	41,026,992	577.55	7,270.30	13,714,234	110	133	121
とうもろこし											
米 ナ ス											
ミニトマト	11,322.00	5,420,218	478.73	11,069.00	5,068,461	457.90	253.00	351,757	102	107	105
ゴ ー ヤ											
その他果菜類				43,027.40	34,257,483	796.18	-43,027.40	-34,257,483			
果 菜 類 計	3,435,030.88	805,741,956	234.56	3,379,042.76	834,958,649	247.10	55,988.12	-29,216,693	102	97	95

品名	数量 kg	金額	平均@	数量 kg	金額	平均@	数量 kg	金額	数量	金額	@
いんげん	8,381.00	5,728,241	683.47	5,514.00	3,351,902	607.89	2,867.00	2,376,339	152	171	112
きぬさや	1,014.00	856,065	844.24	1,533.00	981,262	640.09	-519.00	-125,197	66	87	132
スナックえんどう	14,669.00	9,814,970	669.09	10,456.00	5,963,070	570.30	4,213.00	3,851,900	140	165	117
実えんどう	75.00	23,436	312.48	496.00	295,996	596.77	-421.00	-272,560	15	8	52
そら豆											
枝豆	254.60	96,755	380.02	468.00	197,375	421.74	-213.40	-100,620	54	49	90
その他豆類	101.40	44,623	440.06	133.20	96,291	722.91	-31.80	-51,668	76	46	61
豆類計	24,495.00	16,564,090	676.22	18,600.20	10,885,896	585.26	5,894.80	5,678,194	132	152	116
里芋	165,190.00	34,782,063	210.55	169,780.00	47,289,509	278.53	-4,590.00	-12,507,446	97	74	76
玉葱	3,355,314.00	252,081,064	75.12	4,211,599.00	302,708,978	71.88	-856,285.00	-50,627,914	80	83	105
甘藷											
馬鈴薯											
メーカーイン											
馬鈴薯計											
長芋											
山の芋											
らっきょう											
にんにく	182,248.60	56,188,730	308.30	197,245.00	48,561,502	246.20	-14,996.40	7,627,228	92	116	125
生姜	119,278.00	43,789,220	367.11	119,379.50	50,971,624	426.97	-101.50	-7,182,404	100	86	86
その他土物類	141,976.06	40,830,331	287.58	156,399.60	41,732,535	266.83	-14,423.54	-902,204	91	98	108
土物類計	3,964,006.66	427,671,408	107.88	4,854,403.10	491,264,148	101.20	-890,396.44	-63,592,740	82	87	107
松茸	11,684.98	97,986,165	8,385.65	14,435.71	106,434,897	7,373.03	-2,750.73	-8,448,732	81	92	114
生椎茸	12,455.00	8,116,197	651.64	18,000.00	10,820,760	601.15	-5,545.00	-2,704,563	69	75	108
えのき											
しめじ											
なめこ											
マッシュルーム											
まい茸				6.00	3,564	594.00	-6.00	-3,564			
エリンギ											
その他茸類	15.00	172,800	11,520.00	6.52	136,377	20,916.72	8.48	36,423	230	127	55
茸類計	24,154.98	106,275,162	4,399.72	32,448.23	117,395,598	3,617.94	-8,293.25	-11,120,436	74	91	122
貝われ											
大葉	340.90	945,757	2,774.29	796.00	2,117,790	2,660.54	-455.10	-1,172,033	43	45	104
みょうが											
菜の花											
ハーブ類	62.40	119,989	1,922.90	92.95	148,763	1,600.46	-30.55	-28,774	67	81	120
その他香辛類	31.40	35,239	1,122.26	0.60	1,775	2,958.33	30.80	33,464	5233	1985	38
大梅											
小梅											
カボス											
ゆず	15.00	8,640	576.00	10.00	5,400	540.00	5.00	3,240	150	160	107
その他ゆず											
もやし											
加工用筍											
野菜加工品	8,376,651.80	837,680,616	100.00	8,645,323.10	784,696,453	90.77	-268,671.30	52,984,163	97	107	110
その他の野菜	11,306.50	1,660,398	146.85	431.62	469,172	1,087.00	10,874.88	1,191,226	2620	354	14
その他山菜	974.		125.88	2,92 .00 1,	95 .	92 .140%		6		14	
F 1 B \$	8 Ú F ð 5	, 6í 6		8 3 087.6 1	6 6 7		1 12	,9	9	113 し 6	国内

# 主要野菜の品目別・産地別入荷量比率





# 野菜の産地別取扱高及び主要品目

北海道 39,830t 玉葱、メークイン、人参、大根、長芋  
 青森県 4,189t 長芋、大根、ごぼう、人参、メークイン

茨城県 1,435t 白菜、ごぼう、キャベツ、レタス、メークイン  
 群馬県 7,498t キャベツ、レタス、白菜、グリーンポウル  
 長野県 22,504t 白菜、レタス、グリーンポウル

国外	18,226t
中国	野菜加工品、玉葱、ごぼう、人参、白葱
ニュージーランド	南瓜、玉葱、アーリーレッド
中南米	南瓜、アスパラ
台湾	レタス、ごぼう、人参
アメリカ	ブロッコリー、玉葱、レタス、アーリーレッド
韓国	ピーマン、ペティトマト
タイ	オクラ
フィリピン	オクラ
ヨーロッパ	ピーマン
オーストラリア	アスパラ

山口県 1,061t 大根、トマト

香川県 582t 玉葱、キャベツ

高知県 522t みょうが、米ナス、ししとう、ピーマン、いんげん、生姜

福岡県 40,828t キャベツ、大根、トマト、きゅうり、なす、レタス、しめじ、ブロッコリー、えのき

大分県 17,442t 白菜、キャベツ、白葱、もやし、トマト、にら、ピーマン

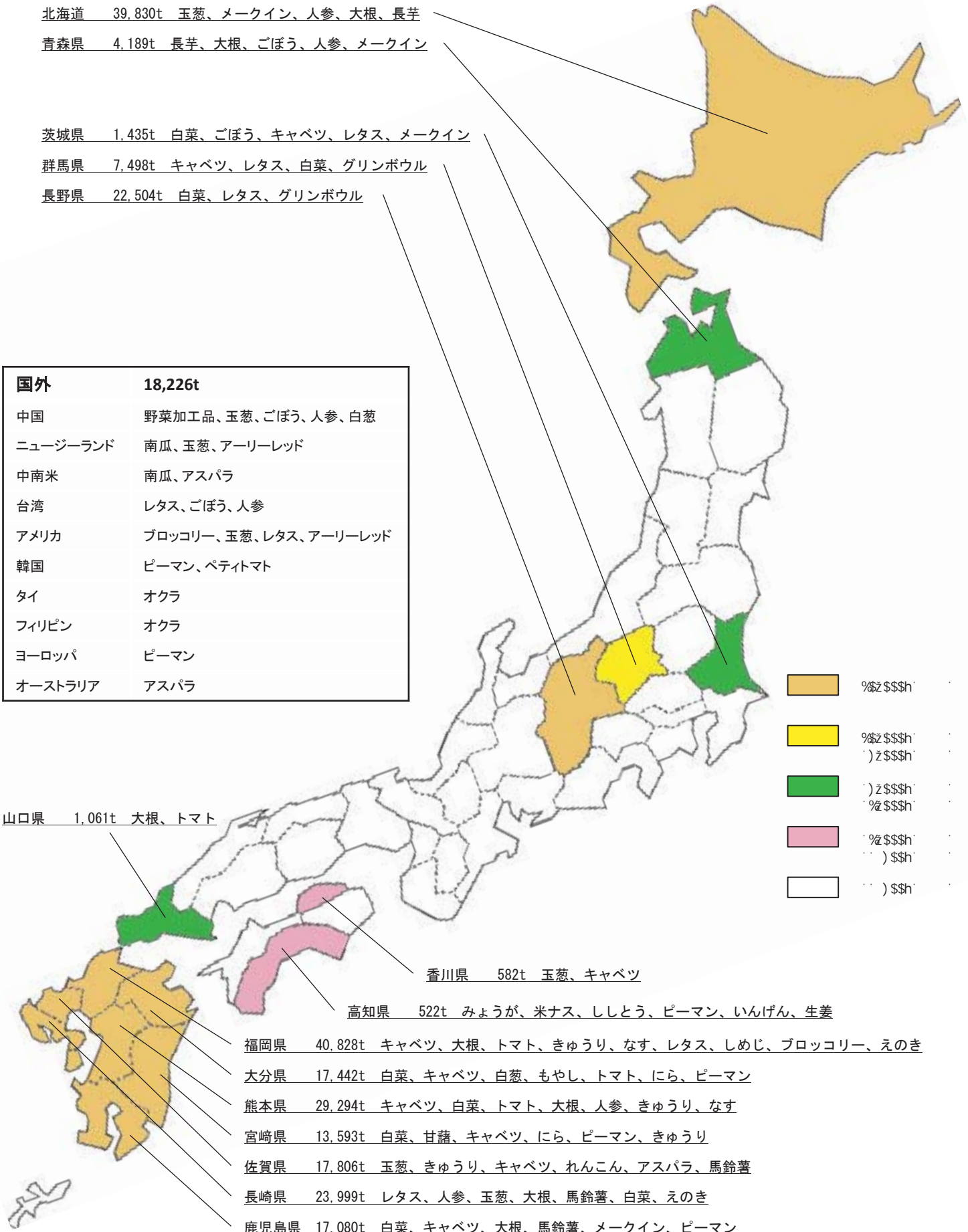
熊本県 29,294t キャベツ、白菜、トマト、大根、人参、きゅうり、なす

宮崎県 13,593t 白菜、甘藷、キャベツ、にら、ピーマン、きゅうり

佐賀県 17,806t 玉葱、きゅうり、キャベツ、れんこん、アスパラ、馬鈴薯

長崎県 23,999t レタス、人参、玉葱、大根、馬鈴薯、白菜、えのき

鹿児島県 17,080t 白菜、キャベツ、大根、馬鈴薯、メークイン、ピーマン





# 輸入野菜の取扱高

## 1 国別

(トン,千円,%)

順位	県名	数 量					金 額				
		27年	比率	26年	比率	前年比	27年	比率	26年	比率	前年比
	総 計	18,226	100.0%	19,867	100.0%	91.7%	2,764,028	100.0%	2,565,854	100.0%	107.7%
1	中 国	13,387	73.5%	13,678	68.8%	97.9%	1,477,342	53.4%	1,394,669	54.4%	105.9%
2	ニュージーランド	1,726	9.5%	1,720	8.7%	100.3%	250,860	9.1%	254,721	9.9%	98.5%
3	中 南 米	1,183	6.5%	1,153	5.8%	102.6%	276,944	10.0%	294,116	11.5%	94.2%
4	台 湾	604	3.3%	1,116	5.6%	54.1%	90,874	3.3%	158,117	6.2%	57.5%
5	ア メ リ カ	512	2.8%	1,364	6.9%	37.5%	179,274	6.5%	286,885	11.2%	62.5%
6	韓 国	487	2.7%	451	2.3%	108.0%	282,635	10.2%	259,563	10.1%	108.9%
7	タ イ	68	0.4%	72	0.4%	94.4%	59,564	2.2%	54,604	2.1%	109.1%
8	フィリピン	54	0.3%	51	0.3%	105.9%	38,275	1.4%	27,555	1.1%	138.9%
9	ヨーロッパ	49	0.3%	97	0.5%	50.5%	51,831	1.9%	64,511	2.5%	80.3%
10	オーストラリア	14	0.1%	12	0.1%	116.7%	16,129	0.6%	17,457	0.7%	92.4%

## 2 品目別

(トン,千円,%)

順位	品目名	数 量					金 額				
		27年	比率	26年	比率	前年比	27年	比率	26年	比率	前年比
	総 計	18,226	100.0%	19,867	100.0%	91.7%	2,764,028	100.0%	2,565,854	100.0%	107.7%
1	野菜加工品	8,377	46.0%	8,645	43.5%	96.9%	837,681	30.3%	784,696	30.6%	106.8%
2	たまねぎ	3,355	18.4%	4,212	21.2%	79.7%	252,081	9.1%	302,709	11.8%	83.3%
3	かぼちゃ	2,815	15.4%	2,755	13.9%	102.2%	415,239	15.0%	450,432	17.6%	92.2%
4	ご ぼ う	594	3.3%	629	3.2%	94.4%	62,106	2.2%	78,635	3.1%	79.0%
5	レ タ ス	557	3.1%	894	4.5%	62.3%	110,135	4.0%	127,187	5.0%	86.6%
6	パ プ リ カ	528	2.9%	445	2.2%	118.7%	328,183	11.9%	280,279	10.9%	117.1%
7	に ん じ ん	449	2.5%	623	3.1%	72.1%	44,035	1.6%	50,507	2.0%	87.2%
8	白 ね ぎ	229	1.3%	246	1.2%	93.1%	47,585	1.7%	45,630	1.8%	104.3%
9	に ん に く	182	1.0%	197	1.0%	92.4%	56,189	2.0%	48,562	1.9%	115.7%
10	ブ ロ ッ コ リ ー	167	0.9%	248	1.2%	67.3%	75,615	2.7%	83,799	3.3%	90.2%

(注)レタスにはサニーレタス・グリーンリーフレタスを含む。

# 野菜品目別産地別取扱高表

		(県内)			(中央市場)			筑紫地区			粕屋地区		
品目	産地	数量(kg)	金額	平均@	数量(kg)	金額	平均@	数量(kg)	金額	平均@	数量(kg)	金額	平均@
		福岡市			糸島市			72.00	5,724	80			
根菜類	大根	4,067,002.90	202,041,498	50	704,930.70	26,317,715	37				1,857.40	89,662	48
	人参	623,844.80	47,880,713	77	45,703.40	3,891,006	85				10,537.60	2,325,649	221
	ごぼう	4,703.25	378,037	80	925.40	143,272	155	51.00	49,248	966			
	れんこん	108.00	19,850	184							624.00	235,872	378
	たけのこ	24,121.00	3,914,854	162	3,676.10	663,404	180	87,696.00	9,882,919	113	3,185.00	362,783	114
	ゆで筍	8,195.49	5,143,962	628	5,823.62	3,180,153	546	942.60	769,629	816	7,961.65	5,516,765	693
	白	10,227.00	283,120	28	3,191.60	88,025	28				320.00	11,696	37
	キャベツ	1,199,664.00	90,262,770	75	2,303,701.40	205,769,366	89	4,790.00	401,349	84	20,183.00	979,518	49
	グリーンボウル	20.00	259	13	2,570.00	187,585	73						
	春菊	438,313.70	231,025,135	527	400.10	114,363	286	48,971.30	27,297,730	557			
葉菜類	ほうれん草	101,763.62	69,155,758	680	1,285.90	587,297	457	29,362.40	22,225,173	757	2,351.49	946,108	402
	青	76,137.70	51,988,699	683	144,691.50	115,673,319	799	2,264.28	3,190,111	1,409	90.40	26,198	290
	白	1,277.10	474,404	371	127.00	30,068	237				10.80	4,193	388
	ふ	38,018.00	11,743,311	309	19,215.35	4,069,924	212				20.60	4,166	202
	つ	855.30	143,081	167	31,432.05	9,337,060	297				10.00	1,198	120
	み	12.00	2,783	232	57.60	40,132	697						
	つば	58.00	8,922	154	13,210.00	7,746,564	586						
	に	1,671.00	1,007,758	603	921.30	409,144	444						
	レタス	2,665.60	208,013	78	117,124.00	16,830,756	144	2,248.50	421,243	187			
	サニーレタス	328.00	35,496	108	146.00	35,975	246	33,025.00	9,758,601	295			
菜類	グリーンリーフ	298.00	96,413	324	236.00	37,357	158	21,804.50	5,698,224	261	6.25	675	108
	セルリー	120.00	24,343	203							2,175.00	376,641	173
	カリフラワー	65,681.00	10,078,472	153	271.10	30,187	111	11.00	648	59	3,674.00	651,551	177
	ブロッコリー	119,334.90	41,004,717	344	733,161.60	248,109,870	338	34,555.00	11,151,942	323	208,719.00	71,398,314	342
	アスパラ	9,858.90	11,515,438	1,168	3,741.50	4,293,055	1,147	21,607.60	25,817,373	1,195	221.30	317,791	1,436
	パセリ	4,964.40	3,503,755	706	0.24	320	1,333						
	チンゲンサイ	1,853.10	448,395	242	43.00	9,644	224				56.10	8,275	148
	かつお菜	33,322.43	12,066,125	362	5,374.05	1,504,681	280				8,142.60	2,980,138	366
	サラダ菜	9.00	324	36	5.00	5,400	1,080				33.60	130	4
	その他葉菜類	377,066.32	145,294,479	385	125,379.85	67,165,419	536	31,539.95	19,554,268	620	159,836.60	69,867,468	437
果菜類	茄子	19,090.65	5,908,500	309	168,727.85	55,710,064	330				1,261.30	290,476	230
	トマト	836,727.40	271,488,702	324	508,889.60	186,508,323	367	28.00	9,385	335	72.00	12,432	173
	きゅうり	18,348.30	4,938,316	269	1,421,969.09	408,605,145	287	950.00	269,147	283	2,502.00	438,209	175
	南瓜	42,669.50	6,846,799	160	19,543.50	3,029,303	155				5,104.00	894,974	175
	白	219.00	4,569	21	9,593.00	1,355,361	141				36.00	3,100	86
	ピーマン	808.40	221,846	274	121.40	34,524	284	1,030.20	415,155	403	563.85	191,951	340
	しとう	1,099.65	596,404	542				852.70	778,800	913	9,549.75	5,880,554	616
	オクラ	106.00	68,572	647	9,201.60	6,043,945	657				250.70	165,574	660
	とうもろこし	43.00	8,802	205				6,900.20	287,804	42			
	米ナス	4,320.50	1,381,614	320	0.60	648	1,080						
豆類	ペテマト	2,016.00	1,243,563	617	22,921.80	24,479,581	1,068				10,359.00	7,471,711	721
	いんげん	515.90	329,979	640	1,446.40	724,609	501				786.10	523,518	666
	きぬさや	2.30	1,026	446	271.70	273,377	1,006				41.60	98,230	2,361
	さやえんどう	155.15	179,316	1,156	182.40	229,929	1,261				624.15	854,783	1,370
	実えんどう	613.22	563,244	919	253.00	257,892	1,019				404.20	386,016	955
	そら豆	271.00	70,654	261	2,755.70	618,627	224				634.10	164,678	260
	枝豆	21,004.10	12,394,791	590	732.00	497,957	680	28.00	5,616	201	64.80	24,074	372
	その他豆類	114.52	19,723	172	375.40	127,199	339	24.00	3,964	165			
	里芋	1,117.20	167,454	150	4,219.30	780,619	185	101.00	7,181	71	10,975.55	2,110,565	192
	土物類	玉葱	92,147.90	10,727,935	116	3,279.00	322,880	98	2,885.00	236,749	82	10,847.00	1,487,885
甘藷		1,545.00	191,865	124	3,374.50	401,065	119				355.35	55,989	158
馬鈴薯		2,685.50	364,722	136	2,469.00	392,549	159				339.50	52,738	155
メークイン		1,410.00	164,162	116	516.00	78,293	152	38.00	4,391	116	20.00	3,035	152
長芋		158.38	217,292	1,372	58.00	9,796	169						
らっきょう		66.50	19,667	296				69.00	17,810	258	125.00	49,207	394
にんにく		53.20	19,856	373	354.65	165,669	467						
生姜					103.00	27,950	271	324.00	58,936	182	4.00	994	248
アーリーレッド		215.00	27,552	128	60.00	9,352	156				60.00	7,194	120
茸類		松茸	125.00	129,406	1,035	8.40	5,113	609					
	椎茸	262,913.50	66,229,892	252							250.00	52,758	211
	えのき	45.00	50,890	1,131									
	なめこ												
	マッシュルーム	2.88	3,110	1,080									
	貝わら	1,324.00	1,871,532	1,414	12.00	10,576	881				180,182.52	46,372,543	257
	大	4.80	680	142	695.50	2,402,406	3,454				623.00	1,253,961	2,013
	妙	35.24	20,899	593							8.17	4,110	503
	菜	4,489.30	2,575,576	574	32,890.90	31,570,570	960						
	ハーブ類	13.90	61,234	4,405	8,502.19	16,310,950	1,918						
その他	その他香辛野菜	13,273.89	18,150,833	1,367	54,473.08	105,474,656	1,936	7,102.97	27,510,588	3,873	1,332.83	3,298,259	2,475
	大	3,888.50	533,188	137	1,609.30	130,242	81	74.00	1,556	21	1,910.00	246,804	129
	小	1,595.30	523,908	328	23.00	2,229	97				347.00	93,744	270
	ゆめ	69.20	9,106	132	275.90	11,848	43				28.00	6,188	221
	ゆめ	100.00	4,775	48	189.78	25,639	135	100.00	2,592	26	658.50	100,834	153
	も	0.80	648	810							3,756.70	978,886	261
	筍												
	野菜加工品	229,662.32	7,725,674	34	18,494.00	4,476,339	242	2,337.00	2,146,509	918	930.04	414,796	446
	その他野菜	196,066.59	33,187,366	169	59,321.71	12,624,985	213	459,939.13	39,358,628	86	55,006.75	4,530,635	82
	合計	8,972,686.60	1,389,019,249	155	6,626,622.36	1,580,441,819	238	801,724.33	207,338,993	259	730,029.85	234,626,196	321
鶏卵	30,199.70	8,038,835	266								34,852.68	9,272,408	266

## 野菜品目別産地別取扱高表

(県内)			(中央市場)											
宗像地区			甘木地区			朝倉地区			三井地区					
数量(kg)	金額	平均@	数量(kg)	金額	平均@	数量(kg)	金額	平均@	数量(kg)	金額	平均@	数量(kg)	金額	平均@
333,392.90	12,876,734	39	74,519.00	5,429,933	73	231,668.00	16,143,558	70	555,171.00	40,262,958	73			
			525.00	31,126	59	3,835.00	197,899	52	11,030.00	825,021	75			
4,917.00	1,105,250	225				919.00	153,619	167	1,280.00	96,638	75			
434.00	113,351	261	16,174.50	11,010,513	681				1,714.65	1,242,251	724			
146.40	34,270	234				65.00	8,910	137	91.60	5,152	56			
2,683.47	1,986,949	740	508.00	346,163	681									
3,711.00	104,437	28	1,800.00	49,442	27	1,125.00	54,961	49	19,755.00	687,048	35			
636,878.00	62,844,415	99	1,040,490.00	78,574,729	76	429,465.00	30,658,494	71	151,908.00	11,775,484	78			
						490.00	29,549	60	722.00	80,221	111			
			8,120.00	3,217,414	396	558.50	244,085	437	30,420.30	13,653,467	449			
108.00	32,778	304	67,161.41	22,890,708	341	111,271.10	40,810,329	367	454,293.95	178,317,578	393			
			230,390.50	229,645,001	997	31,774.00	25,349,426	798	144,232.35	136,648,809	947			
			162.60	69,237	426	-141.00	-66,904	474						
			53,505.00	14,489,373	271	33,207.00	8,744,426	263	238.00	46,342	195			
									494.00	115,030	233			
			1,892.20	935,416	494	129.50	23,328	180	85,314.50	43,572,351	511			
5,769.40	2,348,719	407	165.00	75,870	460	14,370.00	7,487,392	521	46,759.70	23,234,429	497			
			12,596.00	1,575,838	125	322,180.00	49,173,026	153	984,960.00	163,952,886	166			
			77,795.00	23,579,776	303	17,850.00	4,913,555	275	462,596.00	127,177,181	275			
			45,369.00	15,322,929	338	12,127.00	3,156,306	260	426,142.10	122,662,402	288			
420.00	127,440	303							0.30	616	2,053			
182,350.00	26,099,988	143	665.00	117,396	177				154.00	4,321	28			
132,696.10	36,458,387	275	210.00	66,831	318	3,208.50	474,974	148	47,701.60	18,302,809	384			
			15,826.00	19,985,396	1,263	45.20	58,213	1,288	12.50	13,032	1,043			
			71,076.00	23,083,436	325	4,094.20	1,239,467	303	33,470.40	33,654,829	1,006			
			1,177.60	345,907	294	315.00	84,240	267	37,938.00	12,715,762	335			
			124.00	64,152	517				23,375.90	8,135,204	348			
130.00	4,212	32	104,367.60	26,255,889	252	49,686.00	14,153,524	285	27,938.60	16,432,243	588			
716.00	124,598	174	197,357.20	72,034,334	365	60,507.15	15,583,796	258	932,129.85	326,193,910	350			
400.60	106,056	265	159,443.48	58,812,498	369	52,489.20	15,376,422	293	20,414.70	7,017,614	344			
1,031.30	201,565	195	235,041.10	74,163,212	316	920,604.60	283,927,503	308	953.20	336,380	353			
						2,410.00	348,236	144	27,745.00	5,981,551	216			
									1,809.00	207,447	115			
									18,200.00	1,961,330	108			
			3,163.00	980,564	310	435.40	167,263	384	587.60	207,780	354			
			63.00	45,133	716	1,280.60	565,259	441	5.00	6,696	1,339			
133.00	28,212	212	5,732.90	3,255,468	568	64.60	70,136	1,086	4,868.30	3,182,982	654			
			414.00	73,785	178	985.00	383,982	390	17,882.50	4,034,991	226			
									908.00	208,289	229			
11,110.00	9,485,745	854	84.00	30,715	366	561.00	395,166	704	1,633.00	887,681	544			
233.70	264,743	1,133				147.20	178,234	1,211	2,050.70	633,348	309			
2.00	1,296	648												
2.80	575	205							42.25	55,840	1,322			
68.15	62,414	916							60.50	60,985	1,008			
									1,893.00	538,367	284			
18.00	4,628	257	1,317.20	492,740	374	1,385.50	608,288	439	34,345.30	13,770,426	401			
			108.00	24,937	231	6,572.10	2,341,255	356	2,314.50	1,303,031	563			
152.00	41,352	272	8,819.50	1,689,087	192	4,895.50	1,238,073	253	1,897.20	291,901	154			
8,714.00	731,472	84	25,320.00	3,790,259	150	34,460.00	4,382,309	127	6,060.00	640,513	106			
									50.00	5,616	112			
			2,352.00	138,650	59	44,795.00	2,755,264	62	230.00	39,409	171			
			220.00	35,327	161	510.00	113,789	223	155.00	30,791	199			
71.00	22,432	316	30.90	29,927	969				56.50	3,359	59			
4.00	1,080	270							20.00	4,752	238			
			75.00	4,860	65	270.00	25,208	93						
						74.00	33,178	448						
			2,040.00	547,992	269									
									1,650.00	647,741	393			
3.00	972	324	23,724.65	11,156,432	470	615.50	220,315	358						
			4.00	20,088	5,022				895.50	2,335,624	2,608			
			665.14	604,726	909				36.40	25,542	702			
			2,742.00	875,276	319	104.10	31,899	306	12.00	11,448	954			
			71.20	18,630	262	4.80	7,776	1,620	2,709.15	3,479,269	1,284			
45,002.85	500,771	11	3,622.70	5,130,638	1,416	9,282.30	20,823,685	2,243	25,126.86	13,362,590	532			
63.00	5,644	90	8,270.00	1,611,488	195	1,370.00	230,569	168	26.50	4,984	188			
			35.00	3,618	103									
									84.00	9,504	113			
973.00	89,580	92							54.00	6,296	117			
60.48	82,944	1,371	539.84	851,015	1,576	160,015.06	53,804,883	336	2,412.00	1,025,141	425			
415,709.40	25,972,541	62	3,388.24	1,497,228	442	5,989.60	3,167,373	529	29,561.70	31,076,264	1,051			
1,788,104.55	181,865,550	102	2,509,263.46	715,081,102	285	2,578,070.21	609,872,238	237	4,686,493.66	1,373,203,456	293			
28,890.00	5,785,772	200				165,817.22	49,285,482	297						

野菜品目別産地別取扱高表

(県内)			(中央市場)			浮羽地区			八女地区			筑後市		
数量(kg)	金額	平均@	数量(kg)	金額	平均@	数量(kg)	金額	平均@	数量(kg)	金額	平均@	数量(kg)	金額	平均@
10,500.00	558,954	53					290.00	4,720	16					
50,333.30	5,043,129	100					580.00	24,538	42					
3,350.00	567,076	169	37,300.00	6,429,291	172		3.30	713	216					
1,336.00	648,951	486												
1,108.00	526,176	475					23,623.00	8,506,298	360					
							507.90	518,979	1,022					
245,045.00	14,287,927	58	84,645.00	4,159,274	49	16,531.40	695,179	42						
349,335.00	34,338,275	98	24,000.00	1,909,872	80	3,380.00	205,321	61						
177.00	76,831	434					7.90	2,424	307					
100,081.20	44,329,675	443	9,708.25	3,794,386	391	1,863.00	507,657	272						
55,507.30	26,313,617	474	120.00	42,768	356	25,019.00	11,180,744	447						
180.00	61,020	339												
240.00	141,804	591					15.00	4,255	284					
33,261.00	5,944,777	179	69,220.00	9,608,793	139	89,640.00	8,679,274	97						
39,681.00	10,851,138	273	42,579.00	13,620,161	320	1,860.00	461,701	248	200.00	17,820	89			
34,244.50	11,325,667	331	18,718.00	6,391,624	341	1,595.00	134,958	85						
							4,150.00	565,761	136					
10,408.00	922,457	89												
1,016.00	99,759	98					200.00	22,431	112					
			1,405.50	1,832,375	1,304	17.50	29,972	1,713						
2,324.80	2,270,700	977												
2,867.75	1,298,554	453												
70,514.00	50,283,687	713												
99,193.10	32,990,591	333					2,670.60	431,178	161					
1,224.00	348,955	285	3,135.04	1,350,289	431	26,073.20	7,981,511	306	48.00	18,144	378			
30,555.50	10,206,526	334	774,158.00	292,526,326	378	3,711.00	812,558	219	524.00	109,070	208			
109,400.00	29,227,435	267					5,920.00	2,321,901	392					
							1,100.00	70,169	64					
28,665.00	3,407,618	119												
663.00	341,820	516					149.35	13,686	92					
1,336.90	976,225	730	925.20	648,558	701	73.80	57,906	785						
						40.00	4,417	110						
			220.80	181,462	822	60,286.94	42,950,569	712	81.60	68,013	833			
						11,346.15	7,701,277	679						
						17.60	28,512	1,620						
						16.00	7,776	486						
						148.00	31,968	216						
12,017.90	4,347,754	362												
540.00	133,748	248					2,502.50	452,714	181					
							7,200.00	779,878	108					
							45.00	2,700	60					
166.00	17,005	102					125.00	33,652	269					
731.50	80,772	110					67.00	16,059	240					
							24.00	48,492	2,020					
							54.00	10,282	190					
							12,357.00	7,507,890	608					
							201,316.30	135,471,925	673					
			250.00	17,820	71	13.50	1,944	144						
							796.48	725,976	911					
			15.00	11,880	792									
19,996.60	306,595	15	7.80	5,810	745	244.80	596,040	2,435						
						46,806.00	9,977,481	213						
						6,397.00	2,813,357	440						
						50.00	1,454	29						
						17,719.10	6,003,866	339						
						370.00	565,056	1,527						
2,616.50	1,241,558	475				12,302.46	7,213,896	586						
261,142.00	20,407,735	78	933.20	26,544	28	149,860.81	101,178,211	675						
1,579,757.85	313,924,511	199	1,067,340.79	342,557,233	321	739,086.59	367,359,226	497	853.60	213,047	250			

野菜品目別産地別取扱高表

(県内)			(中央市場)			三浦地区			みやま市		
大川市			柳川市			三浦地区			みやま市		
数量(kg)	金額	平均@	数量(kg)	金額	平均@	数量(kg)	金額	平均@	数量(kg)	金額	平均@
978.80	724,010	740	54.00	68,796	1,274				1,720.00	610,157	355
			1,140.00	19,116	17				461,310.00	36,330,731	79
			1,438.00	451,293	314	100,281.30	92,094,720	918	46.00	14,559	316
						10.50	11,383	1,084			
			34,260.00	6,684,098	195				3,450.00	443,373	129
			2,656.00	667,321	251	3,196.00	641,251	201	88.00	14,256	162
			4,256.00	1,306,606	307	1,012.00	210,125	208	92.00	19,084	207
			204.00	18,587	91	70.00	29,160	417	308,529.00	90,523,444	293
			1,728.00	511,780	296	30.00	4,017	134			
			63,173.70	71,482,300	1,132	97,819.10	109,605,951	1,120	155.60	165,171	1,062
			472.60	411,265	870						
192.00	111,456	580	325,866.30	137,812,795	423	708.50	178,567	252	1,685,163.00	619,816,373	368
			322,343.20	113,448,671	352	2,966.00	1,364,231	460	10,022.00	5,399,805	539
			350.00	95,256	272				36,837.90	10,354,220	281
									3,950.00	765,993	194
									10,515.00	1,510,077	144
									99.80	38,208	383
14,567.60	10,504,939	721	46,425.40	36,107,487	778	1,303.00	1,034,552	794	2,792.00	1,998,600	716
			2,659.00	628,118	236	2,805.00	631,521	225	1,765.00	540,389	306
			2,253.00	624,563	277	28.80	21,412	743	10,898.80	7,203,888	661
									7.20	4,879	678
						7.70	6,331	822	3.50	3,564	1,018
325.00	310,677	956	4,523.95	4,365,101	965	225.40	218,167	968	47.00	29,678	631
16.00	5,292	331									
						258,660.00	35,091,594	136			
									131.00	69,390	530
									172.00	57,845	336
						445.00	70,264	158			
26,726.25	17,112,920	640				5,903.65	3,787,324	642			
40.00	9,180	230				413,819.60	100,841,136	244			
132.00	118,324	896				1,327,166.10	503,618,775	379			
						40.00	8,208	205			
6,657.20	7,935,993	1,192	18.60	25,336	1,362						
2,034.60	1,057,503	520	57.00	45,144	792	2.70	1,361	504			
						7,044.00	947,160	134	49.00	1,058	22
									23.60	11,988	508
						1,200.00	64,801	54	405.00	68,733	170
			952.80	1,129,379	1,185	4,551.70	3,335,062	733	3.40	386	114
51,669.45	37,890,294	733	814,831.55	375,903,012	461	2,229,296.05	853,817,073	383	2,538,275.80	775,995,849	306









野菜品目別産地別取扱高表

(県内)			(中央市場)			合計		
北九州市								
数量(kg)	金額	平均@	数量(kg)	金額	平均@	数量(kg)	金額	平均@
			5,984,605.90	304,057,843	51			
			752,791.10	60,691,753	81			
			53,448.95	8,923,144	167			
			19,744.50	12,829,386	650			
			2,068.00	904,673	437			
6,780.00	1,829,865	270	265,545.40	36,862,834	139			
			36,334.84	24,430,112	672			
			443,571.00	23,393,551	53			
1,002,110.00	67,472,278	67	7,928,484.40	642,807,803	81			
150.00	17,474	116	20,838.00	2,012,029	97			
			527,078.65	275,657,088	523			
			884,609.72	386,134,487	437			
			814,547.63	696,338,277	855			
20.00	9,677	484	1,456.50	520,675	357			
			144,383.95	39,158,562	271			
			71,036.35	19,704,000	277			
			69.60	42,915	617			
			100,614.70	52,297,964	520			
			69,911.40	34,709,371	496			
			1,673,116.00	263,714,912	158			
			686,088.00	192,138,840	280			
			582,000.35	167,888,058	288			
			315,668.30	91,665,992	290			
			263,214.10	37,905,020	144			
			1,357,976.70	450,990,446	332			
			263,345.60	305,317,204	1,159			
			40,759.91	39,429,755	967			
36.00	19,710	548	115,096.40	37,524,689	326			
225.00	129,600	576	74,875.43	26,564,898	355			
			98,624.20	66,785,936	677			
			1,931,160.32	717,735,354	372			
			2,583,021.99	947,435,541	367			
235,075.00	63,921,261	272	2,999,969.68	1,042,077,462	347			
100.00	17,712	177	2,890,037.41	849,542,777	294			
1,450.00	380,894	263	78,913.00	12,715,330	161			
			67,228.00	8,242,055	123			
306.00	135,843	444	7,928.00	2,748,640	347			
3.00	4,698	1,566	13,006.55	8,029,732	617			
			91,813.20	66,694,264	726			
			34,013.20	6,784,245	199			
			5,229.10	1,590,551	304			
387.85	255,415	659	146,950.19	111,678,383	760			
			16,996.05	10,660,132	627			
			317.60	373,929	1,177			
			1,035.55	1,358,850	1,312			
			6,536.42	6,261,950	958			
			5,717.80	1,429,586	250			
			70,932.45	32,160,279	453			
			9,508.72	3,820,152	402			
			35,219.75	6,912,694	196			
			449,622.90	58,198,062	129			
			5,369.85	657,235	122			
			53,162.00	3,793,989	71			
			3,667.50	526,619	144			
			240.38	275,580	1,146			
			418.90	142,402	340			
			538.85	254,915	473			
			681.00	161,839	238			
			1,125.00	144,430	128			
			45,932.70	29,407,645	640			
			1,207,249.10	319,457,952	265			
			1,530,318.40	639,913,487	418			
			303.50	27,972	92			
			6,678.68	7,964,439	1,193			
56.00	16,848	301	371,321.57	106,571,107	287			
			2,234.80	6,064,599	2,714			
			1,583.12	1,418,876	896			
40.00	24,602	615	48,546.31	41,712,406	859			
			11,398.62	19,991,291	1,754			
			206,387.75	205,836,202	997			
			72,462.30	14,635,229	202			
			8,397.30	3,436,856	409			
			507.10	38,100	75			
			19,818.18	6,245,678	315			
			3,757.50	979,534	261			
6,575.30	5,924,729	901	6,945.30	6,489,785	934			
135.00	180,372	1,336	475,194.70	92,004,073	194			
28,112.70	4,689,523	167	1,706,897.53	285,408,797	167			
1,281,561.85	145,030,501	113	40,828,201.40	9,991,413,222	245			
			319,416.20	91,742,561	287			



## 野菜品目別産地別取扱高表

(県名) 秋田県			(中央市場) 山形県			福島県			茨城県		
数量(kg)	金額	平均@	数量(kg)	金額	平均@	数量(kg)	金額	平均@	数量(kg)	金額	平均@
			5.00	3,024	605	1,450.00	9,226	6			
									31.50	9,882	314
									209,592.00	40,444,011	193
									473.00	76,454	162
									616,747.00	52,624,077	85
			700.00	61,668	88				178,953.00	13,771,353	77
									682.00	584,766	857
20.00	15,660	783									
			9.00	9,893	1,099				13.40	33,739	2,518
									174,132.00	30,559,421	175
									128.00	13,370	104
									80.00	52,650	658
									60.00	152,442	2,541
			168.40	21,762	129						
									30.00	68,040	2,268
									290.00	187,812	648
2.00	324	162							2,878.40	1,002,495	348
									21,516.00	9,946,409	462
									48,552.00	15,672,546	323
						150.00	64,800	432	605.00	187,920	311
									13,191.00	3,863,808	293
						54.00	53,136	984	2,831.50	994,475	351
50.00	85,536	1,711	15.00	25,920	1,728				24.00	35,316	1,472
									4.50	6,264	1,392
642.00	374,954	584	140.00	71,928	514				36.00	14,256	396
8.80	14,818	1,684	56.00	15,120	270	27.00	19,440	720	1,329.00	574,160	432
9.00	7,452	828	40.00	43,200	1,080	120.00	89,878	749			
5.00	6,664	1,333				10.00	8,499	850	12.00	15,552	1,296
71.00	108,486	1,528				16.00	21,600	1,350			
						20.00	2,722	136			
228.00	181,224	795							764.00	477,954	626
111.00	86,508	779	4,614.10	6,189,426	1,341						
									9,295.00	2,314,625	249
			370.00	114,968	311				145,970.00	29,256,498	200
									6.00	11,664	1,944
									46.00	177,552	3,860
									92.00	80,536	875
									723.00	1,175,887	1,626
638.48	1,192,583	1,868	473.25	711,575	1,504	16.70	37,962	2,273	165.60	324,821	1,961
									376.30	490,991	1,305
3,598.15	6,057,031	1,683	875.05	2,955,900	3,378	78.00	47,239	606	5,409.14	4,040,846	747
5,383.43	8,131,240	1,510	7,465.80	10,224,384	1,369	1,941.70	354,502	183	1,435,038.34	209,242,592	146

## 野菜品目別産地別取扱高表

(県名)			(中央市場)								
栃木県			群馬県			埼玉県			千葉県		
数量(kg)	金額	平均@	数量(kg)	金額	平均@	数量(kg)	金額	平均@	数量(kg)	金額	平均@
			2,205.00	148,608	67				16,339.00	1,387,638	85
									1,133.90	444,645	392
									3,048.90	769,293	252
			430.00	42,714	99				60.00	23,112	385
8,265.00	1,017,209	123	59,090.00	5,456,638	92						
			7,151,175.00	873,027,710	122						
			47,900.00	4,143,572	87						
120.00	280,346	2,336	24,523.50	20,838,762	850						
									15.00	4,860	324
			37,542.80	8,548,101	228						
						5.00	4,860	972	189.50	172,260	909
27.00	55,620	2,060									
			103,002.00	26,283,486	255						
									18.80	54,864	2,918
			1,140.00	224,532	197						
			1,424.00	825,880	580				847.80	1,434,834	1,692
						3.00	5,184	1,728	196.00	244,890	1,249
			16,273.00	3,370,809	207	50.00	52,920	1,058			
95.00	33,858	356							19.00	17,280	909
16.00	6,653	416	2,384.00	1,127,186	473	35.00	54,594	1,560	808.00	360,851	447
			370.00	26,352	71						
530.00	129,492	244							61.00	20,023	328
									580.00	624,726	1,077
23.00	52,920	2,301							195.50	368,928	1,887
			14,975.00	4,206,998	281	14.10	23,166	1,643	2,550.00	413,113	162
69.30	151,200	2,182	103.50	210,060	2,030				33.60	30,352	903
			6.00	13,932	2,322						
26.00	41,256	1,587	30.00	37,584	1,253				8.00	10,152	1,269
140.00	130,410	932									
			1,323.70	678,606	513						
						150.00	57,477	383	294.00	116,229	395
									5,520.00	1,087,680	197
			31,140.13	26,730,827	858	4,880.00	4,380,286	898	40.00	19,440	486
			2.00	886	443						
									13.00	34,344	2,642
131.00	68,296	521									
4.00	8,640	2,160							507.20	925,497	1,825
			73.80	232,633	3,152	135.09	518,961	3,842	412.50	567,893	1,377
10,032.70	6,481,680	646	3,368.40	2,046,989	608	1,280.10	1,965,880	1,536	1,584.60	492,490	311
19,479.00	8,457,580	434	7,498,481.83	978,222,865	130	6,552.29	7,063,328	1,078	34,475.30	9,625,394	279





## 野菜品目別産地別取扱高表

(県名)			(中央市場)								
石川県			福井県			山梨県			長野県		
数量(kg)	金額	平均@	数量(kg)	金額	平均@	数量(kg)	金額	平均@	数量(kg)	金額	平均@
425.00	69,606	164							18,900.00	2,310,023	122
39.00	36,774	943									
11,682.00	820,076	70				47,535.00	4,807,620	101	14,938,387.00	1,346,357,007	90
						13,700.00	1,605,960	117	144,110.00	16,474,082	114
						2,870.00	371,304	129	990,410.00	140,029,992	141
									11,855.60	9,801,432	827
									300.00	57,735	192
									81,133.00	28,446,327	351
			199.00	37,973	191						
						2,660.00	619,650	233	4,642,628.00	882,502,688	190
			312.00	40,176	129	426.00	116,316	273	401,042.00	171,069,303	427
			80.00	6,480	81	28.00	11,718	418	303,997.00	127,456,645	419
									296,048.50	80,768,825	273
									4,540.00	1,704,348	375
12,560.00	8,473,562	675	492.00	415,962	845				9,620.00	6,113,400	635
									50.00	81,000	1,620
									11,939.20	17,092,068	1,432
									21,905.10	8,145,787	372
									247,984.20	142,507,160	575
632.00	197,251	312							53.00	127,116	2,398
5.00	605	121									
33,168.00	9,533,602	287									
									24.00	30,780	1,282
									2.00	2,160	1,080
									16,722.00	5,361,471	321
									132.00	45,630	346
									843.50	3,383,640	4,011
									46.00	122,472	2,662
210.00	111,186	529									
									250,603.50	99,994,533	399
									23.60	602,283	25,520
									5,565.75	2,211,871	397
									32,288.50	13,651,976	423
									1,605.00	255,690	159
									344.00	265,129	771
									372.65	203,118	545
									40.00	5,616	140
									1,400.00	652,666	466
									18,464.70	14,762,762	800
1,318.00	394,208	299	1,810.00	866,063	478	3.00	702	234	50,992.73	37,364,413	733
60,039.00	19,636,870	327	2,893.00	1,366,654	472	67,222.00	7,533,270	112	22,504,372.53	3,159,961,148	140

(県名)			(中央市場)								
数量(kg)	金額	平均@	数量(kg)	金額	平均@	数量(kg)	金額	平均@	数量(kg)	金額	平均@
						1,170.00	109,998	94			
			20,595.00	2,090,610	102	198,020.00	25,459,295	129			
14.00	3,024	216	2,463.50	4,123,213	1,674						
						16.00	4,752	297			
						172.00	32,907	191			
			267.10	78,450	294	856.50	1,119,873	1,307	1,816.00	755,108	416
			24.00	42,012	1,750						
			4.70	562	120	72.00	1,555	22			
			280.00	37,810	135	1.60	3,240	2,025	41.55	110,646	2,663
						120.00	54,432	454			
			578.65	989,105	1,709						
			420.60	1,005,522	2,391	0.40	745	1,862			
2.00	3,672	1,836	367.00	226,565	617						
			886.00	228,063	257	1,164.80	825,833	709			
1,693.00	688,090	406	25.00	59,292	2,372	88.00	104,760	1,190			
						125.00	22,140	177			
			93.00	48,870	525	65.00	16,092	248			
			91.50	169,289	1,850						
355.58	733,145	2,062				117.00	87,480	748			
						39.80	61,085	1,535			
			1.50	3,510	2,340	3.00	3,477	1,159			
						6,084.00	1,610,227	265			
						42.00	14,904	355			
			817.05	2,201,180	2,694	616.50	1,199,498	1,946			
			4.00	7,344	1,836						
8.00	15,120	1,890									
566.00	297,130	525	37.80	34,235	906						
			1,565.50	1,190,052	760						
			1,795.00	805,464	449						
						486.70	1,081,783	2,223			
			80.00	11,923	149						
			557.00	1,684,368	3,024						
						9,252.50	27,206,155	2,940			
						33.00	15,660	475			
						2.00	648	324			
7.50	1,685	225	12.70	36,136	2,845	129.53	515,884	3,983	279.00	522,049	1,871
			6,033.25	40,578,825	6,726	36,866.10	136,477,535	3,702	3.00	4,668	1,556
1,074.70	1,574,717	1,465	2,922.07	3,784,895	1,295	17,239.14	11,276,787	654	881.00	99,143	113
3,720.78	3,316,583	891	39,921.92	59,437,295	1,489						

# 野菜品目別産地別取扱高表

(県名) 滋賀県			(中央市場) 京都府			大阪府			兵庫県		
数量(kg)	金額	平均@	数量(kg)	金額	平均@	数量(kg)	金額	平均@	数量(kg)	金額	平均@
			215.00	56,408	262						
60.00	20,196	337	550.00	234,576	427						
			8.00	3,780	472						
30.00	46,116	1,537				2.00	1,512	756			
			141.00	122,364	868						
						8.00	1,728	216			
									120.00	368	3
									3.05	15,952	5,230
									5.00	8,100	1,620
32.00	2,700	84	90.00	138,996	1,544						
			328.66	854,552	2,600				176.00	314,410	1,786
			147.00	154,872	1,054	2,538.00	2,309,299	910	54.00	20,736	384
						9.80	29,063	2,966			
									204.00	239,976	1,176
			114.00	137,851	1,209						
									96,880.00	16,947,144	175
			10.00	11,880	1,188						
									4.00	8,640	2,160
									80.00	15,843	198
			8,014.90	9,365,005	1,168						
									9.60	8,294	864
									62.00	146,502	2,363
			11.00	20,844	1,895						
									55.00	108,540	1,973
3.70	1,868	505	4.50	4,471	994	18.00	2,333	130	384.60	328,504	854
255.00	481,723	1,889	496.55	463,403	933	48.20	23,669	491	244.42	94,053	385
380.70	552,603	1,452	10,130.61	11,569,002	1,142	2,624.00	2,367,604	902	98,281.67	18,257,062	186



# 野菜品目別産地別取扱高表

(県名) (中央市場)

岡山県			広島県			山口県			徳島県		
数量(kg)	金額	平均@	数量(kg)	金額	平均@	数量(kg)	金額	平均@	数量(kg)	金額	平均@
						652,769.00	41,476,840	64	26.00	2,160	83
574.00	297,022	517							20,900.00	2,836,966	136
380.00	32,076	84									
42,027.00	2,621,188	62							6,410.00	419,958	66
160.00	18,792	117									
			11,666.70	11,912,144	1,021	12,295.45	11,056,133	899			
			108,719.50	72,324,685	665	4,279.85	29,545,104	6,903			
			5,069.80	5,321,752	1,050	476.20	810,108	1,701			
74.50	28,814	387	1,450.00	253,800	175				4.60	1,426	310
1,159.59	3,834,268	3,307									
500.00	68,040	136							55.00	3,046	55
2,300.00	1,373,068	597							6,698.00	3,329,046	497
									4.50	6,480	1,440
						14.10	50,760	3,600			
4,815.00	748,003	155				179.70	440,467	2,451	185.00	68,384	370
142.00	97,524	687				648.30	440,445	679	30.00	11,318	377
108.00	73,872	684	73,357.20	23,298,182	318	358,539.00	112,447,984	314			
24,702.00	5,567,529	225				3,210.00	709,560	221	36.00	18,630	518
130.00	37,962	292									
9.00	6,804	756							427.00	721,331	1,689
									93.00	63,677	685
58.00	25,823	445	28,645.00	14,783,029	516				45.00	43,837	974
									45.00	48,622	1,080
32.00	28,512	891									
12.00	5,400	450				2,051.50	2,621,083	1,278	350.40	352,858	1,007
						5,175.00	2,403,518	464	910.00	567,821	624
						2,670.00	499,716	187	1,900.00	323,599	170
94,951.00	7,940,910	84							76,690.00	24,214,324	316
			4,220.00	981,396	233						
									310.00	146,340	472
						96.00	36,936	385	4.00	7,560	1,890
						102.77	4,735,585	46,079			
									515.00	991,980	1,926
			338.30	235,148	695						
70,817.80	81,873,366	1,156									
			17,970.50	6,103,836	340						
						3,989.33	3,266,058	819	760.00	887,588	1,168
8.00	12,312	1,539									
114.65	159,948	1,395	170.00	311,472	1,832	11,832.25	29,106,237	2,460	2,323.05	5,670,744	2,441
									6.00	6,480	1,080
									2,518.80	3,305,870	1,312
			450.00	77,763	173						
			60.48	59,878	990						
125,589.20	17,402,046	139	9,359.00	6,659,841	712	2,995.97	1,605,281	536	11,051.54	15,849,032	1,434
368,663.74	122,253,279	332	261,476.48	142,322,926	544	1,061,324.42	241,251,815	227	132,297.89	59,899,077	453



# 野菜品目別産地別取扱高表

香川県			愛媛県			高知県			福岡県		
数量(kg)	金額	平均@	数量(kg)	金額	平均@	数量(kg)	金額	平均@	数量(kg)	金額	平均@
4,550.00	289,008	64							5,984,605.90	304,057,843	51
									752,791.10	60,691,753	81
12,845.80	4,808,038	374							53,448.95	8,923,144	167
20.00	3,564	178							19,744.50	12,829,386	650
									2,068.00	904,673	437
									265,545.40	36,862,834	139
							4,064.00	1,170	36,334.84	24,430,112	672
									443,571.00	23,393,551	53
76,478.00	6,754,309	88							7,928,484.40	642,807,803	81
									20,838.00	2,012,029	97
									527,078.65	275,657,088	523
									884,609.72	386,134,487	437
							363.00	1,988	814,547.63	696,338,277	855
									1,456.50	520,675	357
									144,383.95	39,158,562	271
									71,036.35	19,704,000	277
									69.60	42,915	617
							101.00	148	100,614.70	52,297,964	520
							28,816.00	696	69,911.40	34,709,371	496
2,340.00	253,995	109							1,673,116.00	263,714,912	158
204.00	65,632	322							686,088.00	192,138,840	280
96.00	1,771	18							582,000.35	167,888,058	288
60.00	12,960	216							315,668.30	91,665,992	290
									263,214.10	37,905,020	144
									1,357,976.70	450,990,446	332
									263,345.60	305,317,204	1,159
385.00	562,648	1,461							40,759.91	39,429,755	967
105.00	221,076	2,105							115,096.40	37,524,689	326
									74,875.43	26,564,898	355
									98,624.20	66,785,936	677
98.00	3,392	35	10.10	23,933	2,370	118.60	49,097	414	1,931,160.32	717,735,354	372
						5,695.30	7,630,186	1,340	2,583,021.99	947,435,541	367
						11,592.00	13,069,697	1,127	2,999,969.68	1,042,077,462	347
						432.50	515,538	1,192	2,890,037.41	849,542,777	294
			5,010.00	1,273,482	254	135.00	65,340	484	78,913.00	12,715,330	161
									67,228.00	8,242,055	123
9.00	13,932	1,548				44,365.48	27,947,306	630	7,928.00	2,748,640	347
45.00	42,768	950				85,406.80	126,866,906	1,485	13,006.55	8,029,732	617
						775.10	1,403,418	1,811	91,813.20	66,694,264	726
									34,013.20	6,784,245	199
						96,194.50	35,347,189	367	5,229.10	1,590,551	304
						100.80	105,752	1,049	146,950.19	111,678,383	760
			76.00	79,260	1,043	34,792.00	36,555,372	1,051	16,996.05	10,660,132	627
			6.00	15,228	2,538				317.60	373,929	1,177
									1,035.55	1,358,850	1,312
									6,536.42	6,261,950	958
									5,717.80	1,429,586	250
									70,932.45	32,160,279	453
									9,508.72	3,820,152	402
			300.00	95,580	319				35,219.75	6,912,694	196
482,342.00	76,940,447	160	335,379.00	63,094,230	188				449,622.90	58,198,062	129
									5,369.85	657,235	122
									53,162.00	3,793,989	71
									3,667.50	526,619	144
			450.00	575,100	1,278						
									240.38	275,580	1,146
									418.90	142,402	340
									538.85	254,915	473
									681.00	161,839	238
									1,125.00	144,430	128
									45,932.70	29,407,645	640
									1,207,249.10	319,457,952	265
1,232.80	762,561	619							1,530,318.40	639,913,487	418
									303.50	27,972	92
			90.00	70,524	784				6,678.68	7,964,439	1,193
									371,321.57	106,571,107	287
									2,234.80	6,064,599	2,714
									1,583.12	1,418,876	896
									48,546.31	41,712,406	859
									11,398.62	19,991,291	1,754
			6.00	2,635	439	10,300.50	5,389,857	523	206,387.75	205,836,202	997
									72,462.30	14,635,229	202
			870.00	688,498	791				8,397.30	3,436,856	409
									507.10	38,100	75
9.00	6,480	720	113.00	65,631	581	12,689.55	8,676,421	684	19,818.18	6,245,678	315
									3,757.50	979,534	261
						504.00	320,653	636	6,945.30	6,489,785	934
						2,806.38	749,158	267	475,194.70	92,004,073	194
1,111.20	66,130	60	363.00	489,136	1,347	8,157.35	2,008,959	246	1,706,897.53	285,408,797	167
581,930.80	90,808,711	156	349,923.66	91,200,991	261	522,378.31	568,927,007	1,089	40,828,201.40	9,991,413,222	245
									319,416.20	91,742,561	287

(県名)

(中央市場)

数量(kg)	金額	平均@	数量(kg)	金額	平均@	数量(kg)	金額	平均@	数量(kg)	金額	平均@
1,191.00	48,070	40	2,181,493.00	126,065,039	58	3,554,722.00	225,857,308	64	268,085.00	19,071,539	71
30.00	1,479	49	43.00	1,291	30	1,598.00	79,125	50	2,629.80	1,375,483	523
4,873.20	1,547,840	318	4,075,683.40	465,109,699	114	1,353,155.20	113,083,682	84	390,195.00	32,642,683	84
			488.00	227,389	466	209,346.58	90,796,706	434	100,584.00	29,418,040	292
948,211.35	511,735,971	540	504.00	229,695	456	28,719.90	28,414,684	989	6.00	12,096	2,016
143.90	154,332	1,072	341.00	31,110	91	115,605.05	25,001,003	216	60.00	6,750	112
1,757.00	1,502,049	855				831.50	882,090	1,061			
51,150.00	2,537,903	50	1,132,178.00	94,694,561	84	5,518,271.00	317,956,084	58	6,652,950.00	355,448,797	53
1,494,221.00	107,147,384	72	428,240.00	30,005,128	70	7,909,427.00	763,342,431	97	2,475,125.00	196,621,946	79
			5,200.00	915,550	176	68,159.00	6,822,445	100	92,320.00	8,856,372	96
1,375.00	754,623	549	1,078.20	171,440	159	234.65	69,539	296	1,537.80	639,868	416
81,269.78	58,334,909	718	112,490.00	64,655,071	575	146,726.80	87,774,828	598	35,142.00	24,852,430	707
75,547.35	58,797,774	778	13,074.00	4,253,579	325	6,216.70	2,435,671	392	123,695.00	88,291,363	714
									12.00	11,664	972
7,109.00	1,604,049	226	37,568.50	9,281,711	247	51,644.20	12,027,949	233	1,806,719.00	639,548,089	354
27.50	4,623	168	33.60	4,921	146	403.55	98,797	245	62.80	21,945	349
30.20	18,364	608	3,645.60	2,286,024	627				4,706.10	2,547,865	541
			250.50	117,018	467				79,921.40	47,204,578	591
150.00	31,158	208	20,591.10	12,171,197	591	358,353.80	189,403,287	529	527,501.70	284,685,835	540
142,618.00	28,307,142	198	5,089,806.00	721,930,175	142	277,400.00	40,433,447	146	410,145.00	72,720,033	177
8,119.00	2,179,926	268	15,110.00	4,112,825	272	5,002.00	1,261,610	252	4,618.00	854,023	185
10,083.00	2,566,870	255	30,162.00	9,872,464	327	2,585.00	411,202	159	439.00	63,040	144
7,405.00	936,112	126	23,100.00	5,623,495	243	38,921.25	7,908,047	203	1,490.00	92,105	62
186.00	21,956	118	78.00	7,085	91	664.54		24	8181,	225	23
									7		

## 野菜品目別産地別取扱高表

(県名) (中央市場)

宮崎県			鹿児島県			沖縄県			韓国		
数量(kg)	金額	平均@	数量(kg)	金額	平均@	数量(kg)	金額	平均@	数量(kg)	金額	平均@
23,889.96	2,076,649	87	1,519,798.00	106,490,656	70						
101,553.00	9,774,338	96	728,518.40	64,837,531	89	27.50	17,118	622			
325,780.40	76,154,459	234	71,548.00	35,412,977	495						
122,720.80	9,909,488	81	1,989.00	3,847,413	1,934	2.00	8,640	4,320			
6,877,801.00	341,911,922	50	4,860,695.00	233,057,420	48				5,010.00	619,379	124
1,174,492.00	95,770,871	82	4,322,474.00	359,284,748	83				1,325.00	158,760	120
36,008.00	3,860,589	107	686,648.00	61,613,823	90						
4,095.00	1,272,535	311	7,148.06	6,805,766	952						
			9.00	5,443	605						
134,767.50	39,433,183	293	9,402.00	3,018,988	321						
31,066.00	16,631,792	535	8,585.60	4,922,254	573						
1,480.00	890,221	602									
485,304.20	249,456,143	514	100.00	50,706	507						
1,000.00	156,384	156	46,340.00	7,471,516	161				2,838.00	788,423	278
414.00	77,828	188									
1,349.00	222,034	165	374.00	100,332	268						
315.00	17,021	54									
11,953.00	2,522,804	211				10.80	8,554	792			
3,558.00	2,280,150	641	11,860.00	4,800,557	405						
			760.00	1,390,770	1,830						
36.00	46,710	1,298	384.00	217,199	566						
6,337.20	1,829,175	289	37,589.10	6,022,093	160	259.00	271,134	1,047			
1,240.00	449,107	362	213.00	19,386	91						
19,009.60	5,085,826	268	15,014.00	5,767,406	384	647.50	290,105	448			
450,165.40	129,625,814	288	440,008.00	150,998,709	343	1,990.00	545,832	274			
33,048.00	7,970,854	241	181,825.00	50,799,895	279	41,910.00	24,038,824	574	4,500.00	810,000	180
480,113.65	203,737,390	424	834,947.95	420,856,403	504	7,317.00	3,424,572	468	462,389.50	274,638,922	594
2,382.40	2,169,000	910	64.00	221,184	3,456	2.60	16,848	6,480	129.00	140,159	1,087
12,743.75	8,748,639	687	230,029.09	172,773,262	751	14,370.20	15,614,107	1,087			
148,699.50	44,592,381	300	1,540.00	483,732	314	5,390.00	2,788,292	517			
40.00	14,148	354									
233,867.23	145,436,346	622	109,624.65	68,247,122	623	266.80	150,729	565	11,160.00	5,205,600	466
1,129.20	1,044,130	925	38,870.60	37,833,307	973	2,430.80	1,822,213	750			
2.85	4,514	1,584	12,978.38	23,222,434	1,789						
41.20	41,926	1,018	39,812.30	32,310,417	812						
			60,298.00	44,329,438	735						
756.00	173,893	230	57,404.10	32,935,879	574						
6,410.50	4,649,377	725	4,755.40	3,818,206	803						
336.00	290,996	866	3.00	2,430	810	567.40	401,596	708			
200,925.20	58,626,930	292	42,894.00	19,872,560	463						
1,823.00	169,745	93	23,490.00	2,555,966	109						
2,128,851.10	496,425,743	233	392,283.76	88,748,209	226						
1,300.00	118,292	91	1,122,209.00	270,058,476	241						
280.00	58,385	209	887,782.50	254,125,737	286						
62,202.00	25,096,678	403	65,396.80	28,421,510	435	1,637.20	2,294,676	1,402			
570.60	457,829	802	1,993.00	1,901,555	954						
38,944.20	35,882,791	921	100.00	16,200	162						
									6.00	273,780	45,630
131,267.26	113,610,097	865	1,325.60	901,919	680						
64,865.00	14,802,750	228									
			2,272.00	729,264	321						
202.00	517,536	2,562									
			16.17	12,127	750						
			96.00	69,293	722						
2.50	4,590	1,836	354.50	623,344	1,758	1,342.95	2,994,992	2,230			
20.00	14,688	734	35.14	29,667	844	1,450.35	1,326,665	915			
			1,100.00	181,830	165						
519.92	223,892	431									
85,361.69	24,482,399	287	25,751.20	6,310,906	245	12.00	5,616	468			
141,972.20	56,231,926	396	171,537.60	16,771,888	98	20,416.08	11,504,920	564			
13,593,012.01	2,235,052,908	164	17,080,246.90	2,635,299,853	154	100,050.18	67,525,433	675	487,357.50	282,635,023	580
299,709.34	81,379,430	272									

## 野菜品目別産地別取扱高表

(県名)			(中央市場)			フィリピン			タイ		
数量(kg)	金額	平均@	数量(kg)	金額	平均@	数量(kg)	金額	平均@	数量(kg)	金額	平均@
58,110.00	4,011,498	69									
421,600.00	40,778,314	97	25,710.00	2,551,986	99						
495,220.00	49,498,871	100	98,510.00	12,607,253	128						
540.00	233,280	432									
14,515.00	12,662,188	872									
150.00	10,800	72									
64,925.00	5,739,460	88	1,500.00	151,200	101						
200.00	95,040	475									
228,587.00	47,584,990	208									
			13.00	36,288	2,791						
			477,000.00	73,077,120	153						
			20.00	324	16						
29.00	50,652	1,747				3.20	4,173	1,304	2,975.70	4,362,740	1,466
22,490.60	9,523,130	423	1,342.00	2,111,076	1,573				3,550.30	1,657,249	467
20.00	12,582	629									
1,684.58	1,597,969	949									
						51,958.00	36,771,448	708	26,348.50	17,969,778	682
1,014.00	856,065	844									
14,624.00	9,738,938	666									
			249.60	93,083	373						
101.40	44,623	440									
165,190.00	34,782,063	211									
3,160,984.00	238,989,477	76							70.00	8,845	126
182,239.60	56,179,561	308									
119,278.00	43,789,220	367									
6,102.73	59,405,481	9,734									
12,455.00	8,116,197	652									
340.90	945,757	2,774									
16.24	23,782	1,464	12.00	20,736	1,728	2,440.54	1,491,967	611	32,206.28	34,452,740	1,070
15.00	8,640	576									
29,755.75	11,801,039	397									
8,368,173.80	834,054,147	100							2,424.00	1,030,125	425
18,580.50	6,808,430	366	96.00	225,083	2,345	16.00	7,344	459	40.00	82,944	2,074
13,386,942.10	1,477,342,194	110	604,452.60	90,874,149	150	54,417.74	38,274,932	703	67,614.78	59,564,421	881







## 野菜品目別産地別取扱高表

(県 名)			(中 央 市 場)			合計		
中 南 米			その他外国					
数 量(kg)	金 額	平均@	数 量(kg)	金 額	平均@	数 量(kg)	金 額	平均@
						18,130,264.86	1,203,923,180	66
						762,495.30	64,253,435	84
						11,322,927.55	1,354,237,485	120
						2,379,086.48	515,098,779	217
						980,561.25	541,643,627	552
						520,922.15	88,483,758	170
						42,987.34	31,570,571	734
						41,783,250.00	2,834,247,530	68
						34,036,699.40	3,177,937,958	93
						1,984,783.00	233,250,961	118
						531,334.30	277,338,674	522
						1,348,225.56	701,596,562	520
						1,149,700.53	957,234,592	833
						7,029.50	6,669,059	949
						2,697,105.45	896,355,544	332
						71,748.40	19,870,347	277
						48,103.10	26,449,214	550
						185,866.90	102,924,827	554
						1,491,981.79	794,556,379	533
						13,130,707.00	2,188,238,058	167
						1,123,644.00	372,629,340	332
						934,203.05	310,343,384	332
						726,585.20	197,474,777	272
						441,480.90	61,968,537	140
						2,077,441.20	778,296,760	375
49,778.33	64,619,056	1,298				594,103.70	702,652,487	1,183
						99,154.76	110,105,600	1,110
						355,110.50	127,666,494	360
						75,375.93	26,654,139	354
						99,274.20	67,372,778	679
6,457.64	5,249,826	813				3,155,827.21	1,362,889,764	432
						4,238,806.44	1,404,429,468	331
						8,775,664.68	2,855,351,686	325
						7,573,796.41	2,219,755,403	293
1,120,196.90	202,232,566	181	130,535.00	18,088,671	139	5,627,662.90	962,440,734	171
						86,981.00	11,226,686	129
						2,773,419.25	1,341,235,149	484
						122,501.42	160,023,093	1,306
						437,145.24	323,877,008	741
						759,552.10	191,971,767	253
						113,617.14	43,525,667	383
						1,745,363.35	1,088,352,056	624
			8,381.00	5,728,241	683	165,357.25	146,836,047	888
						24,929.99	48,919,847	1,962
45.00	76,032	1,690				98,211.09	96,455,871	982
						72,432.63	55,362,631	764
						92,275.75	45,426,877	492
						93,200.67	52,410,799	562
						11,012.67	4,979,250	452
						809,090.65	225,656,586	279
						36,630,194.40	3,781,752,968	103
						3,345,989.71	784,157,972	234
						5,318,240.00	940,213,218	177
						8,202,973.50	1,294,629,858	158
						3,182,611.60	1,162,268,020	365
						39,619.91	33,805,953	853
						172,099.90	84,773,781	493
						291,328.40	246,094,975	845
						587,260.94	348,708,629	594
						214,546.50	44,765,445	209
151.18	2,152,494	14,238				12,041.15	110,221,118	9,154
						960,197.46	863,996,885	900
						2,682,736.85	717,827,927	268
						1,616,991.80	678,515,563	420
						312,657.65	119,477,624	382
						77,616.08	89,952,371	1,159
						410,751.95	123,766,569	301
						160,301.28	532,587,347	3,322
						138,643.61	246,939,012	1,781
						76,478.88	67,803,433	887
						26,709.64	45,149,041	1,690
11.00	14,904	1,355	3.20	6,048	1,890	407,668.01	569,168,852	1,396
						222,583.30	64,644,072	290
						16,399.30	7,333,381	447
						72,990.60	25,542,578	350
						78,494.00	28,980,985	369
						963,624.91	160,632,858	167
						37,205.05	18,611,477	500
6,054.00	2,596,344	429				9,255,610.44	1,127,396,090	122
2.00	2,699	1,350				6,610,780.97	1,521,148,810	230
1,182,696.05	276,943,921	234	138,919.20	23,822,960	171	258,034,348.93	47,253,038,037	183
						623,895.14	174,566,161	280

野菜の品目別・月別取扱高表

品目		1月			2月			3月			4月			
		数量(kg)	金額	平均@	数量(kg)	金額	平均@	数量(kg)	金額	平均@	数量(kg)	金額	平均@	
根菜類	大根	1,506,509.26	82,276,068	55	1,629,355.50	81,888,743	50	1,754,425.30	95,698,311	55	1,323,480.00	106,989,716	81	
	かぶ	124,703.30	11,289,321	91	77,735.90	6,079,845	78	6,855.90	734,470	107	465.40	206,722	444	
	人参	824,067.00	59,308,926	72	830,607.85	57,336,322	69	924,147.85	85,076,956	92	983,019.80	124,784,269	127	
	ごぼう	138,051.50	29,029,699	210	162,051.90	36,302,146	224	173,648.50	42,194,740	243	155,990.40	40,784,160	261	
	れんこん	88,499.00	46,584,770	526	76,409.50	42,734,185	559	71,309.00	44,329,399	622	46,292.50	35,905,087	776	
	たけのこ	2,999.90	3,456,643	1,152	5,998.90	6,690,576	1,115	22,455.85	17,818,068	793	409,605.50	52,021,299	127	
	ゆでたけのこ	11.08	6,232	562	61.84	71,064	1,149	892.60	1,266,006	1,418	26,199.81	16,319,643	623	
	白キャベツ	4,520,471.00	191,948,872	42	4,467,449.00	201,299,579	45	2,507,235.00	165,257,004	66	2,577,132.00	209,058,517	81	
	レッドキャベツ	2,106,542.90	159,921,568	76	2,313,523.00	161,789,560	70	2,602,264.00	177,110,719	68	2,877,724.50	290,168,822	101	
	春菊	96,528.00	8,442,964	87	66,790.00	5,288,341	79	75,172.00	6,071,056	81	100,591.00	11,692,538	116	
葉菜類	ほうれん草	85,852.05	41,692,290	550	67,467.95	30,124,838	447	57,979.75	20,175,986	348	42,728.85	14,609,579	342	
	青葱	151,078.80	75,087,644	497	166,836.85	69,048,254	414	156,274.95	64,221,808	411	108,701.50	62,061,889	571	
	青分葱	93,214.85	84,274,337	904	94,870.38	70,522,313	743	95,500.43	67,714,019	709	98,635.03	67,466,053	684	
	白葱	888.60	991,614	1,116	1,265.70	1,224,766	968	1,591.40	1,423,432	894	774.40	785,993	1,015	
	ふじわら	296,276.85	80,961,218	273	272,061.90	72,279,216	266	243,774.60	57,063,497	234	193,681.00	57,419,471	296	
	みつば	12,041.05	3,037,776	252	13,359.20	3,772,854	282	14,513.90	4,751,088	327	13,534.75	3,983,296	294	
	みょうろ	1,117.80	957,807	857	4,518.20	3,913,389	866	15,804.60	9,666,916	612	19,341.40	8,721,047	451	
	にら	12,667.30	10,917,150	862	14,480.50	7,127,083	492	16,626.50	7,499,902	451	17,737.40	5,393,547	304	
	レタ	113,941.70	98,954,777	868	112,915.70	76,199,333	675	121,875.80	60,286,135	495	127,939.80	55,311,998	432	
	サニーレタス	1,080,088.00	187,143,942	173	963,704.00	144,468,843	150	1,127,547.00	157,013,348	139	1,181,583.50	200,685,227	170	
菜類	グリーンリーフ	85,687.50	29,985,608	350	76,251.00	24,585,524	322	96,812.50	28,455,691	294	88,946.50	36,345,118	418	
	セルリー	80,291.25	30,018,271	374	67,779.50	22,555,336	333	70,084.50	22,905,489	327	71,393.50	32,212,055	451	
	カリフラワー	54,524.50	13,374,888	245	55,544.35	13,571,069	244	57,114.00	16,706,089	293	55,278.30	19,400,897	351	
	ブロッコリー	77,511.60	10,072,078	130	62,006.00	9,357,487	151	41,686.00	7,301,730	175	24,197.00	4,779,882	198	
	アスパラ	244,387.10	84,180,474	344	226,289.10	82,590,080	365	248,719.00	98,249,053	395	153,438.40	77,474,137	505	
	パセリ	15,280.35	29,985,126	1,635	29,686.00	40,490,282	1,364	75,699.66	101,708,792	1,344	69,491.22	108,256,909	1,558	
	チンゲンサイ	6,275.50	6,893,313	1,099	6,209.34	5,920,926	954	8,392.80	5,782,466	689	8,128.25	6,280,372	773	
	かつお菜	25,186.90	11,253,349	447	26,634.60	9,711,550	365	27,112.40	8,633,972	318	36,322.40	13,936,933	384	
	サラダ菜	12,240.60	3,084,204	252	5,062.80	9,558,804	189	5,424.40	88,385	163				
	その他葉菜類	5,966.50	4,890,780	820	6,691.80	4,282,688	640	7,426.00	3,937,382	530	7,874.90	5,674,786	721	
果菜類	トマト	246,285.34	121,797,205	495	244,233.69	110,118,351	451	279,379.32	107,083,097	383	273,533.60	124,718,395	456	
	きゅうり	204,949.00	78,636,987	384	207,967.15	87,348,535	420	374,119.00	136,317,010	364	395,282.75	149,459,568	378	
	南瓜	483,147.60	149,182,674	309	405,255.76	159,202,900	393	531,522.77	231,537,574	436	710,164.81	264,887,355	373	
	白瓜	484,585.85	166,901,563	344	436,926.70	151,318,129	346	622,742.00	214,457,616	344	715,729.30	226,021,012	316	
	ピーマン	371,024.70	76,127,759	205	399,376.70	64,191,815	161	499,855.70	61,835,573	124	528,265.00	70,515,798	133	
	ししとう				219.00	49,216	225	1,570.50	289,192	184	6,459.00	1,143,180	177	
	オクラ	196,921.72	125,359,234	637	156,486.01	113,190,963	723	212,439.31	142,034,100	669	249,615.72	138,805,019	556	
	とうもろこし	6,563.80	10,476,761	1,596	7,373.80	9,555,078	1,296	6,844.48	11,535,956	1,685	6,926.70	12,280,300	1,773	
	米ナス	8,071.80	6,111,628	757	8,114.86	5,852,300	721	10,468.86	7,706,583	736	24,609.40	22,292,974	906	
	ベテマ	45.00	24,300	540	615.00	385,344	627	1,245.00	638,410	513	5,052.50	2,940,366	582	
豆類	インゲン	5,620.00	2,251,357	401	5,682.00	2,080,761	366	7,481.50	2,876,588	384	8,219.50	3,803,598	463	
	きぬさや	114,166.32	73,172,508	641	86,754.10	69,447,378	801	102,262.28	83,997,255	821	138,768.50	87,156,359	628	
	さやえんどう	10,771.10	10,708,109	994	9,154.00	10,361,757	1,132	11,020.70	13,375,501	1,214	11,415.30	14,354,647	1,257	
	寒そら豆	1,906.19	2,710,672	1,422	1,655.56	3,232,197	1,952	2,255.31	3,734,688	1,656	3,308.57	6,781,402	2,050	
	枝豆	10,909.40	9,089,258	833	11,119.70	12,037,352	1,083	19,399.20	18,837,783	971	19,540.25	22,064,934	1,129	
	その他豆類	3,554.00	2,655,408	747	10,694.00	7,917,793	740	18,263.00	13,170,128	721	25,011.94	18,514,544	740	
	芋	2,682.00	1,790,705	668	6,185.00	4,649,290	752	16,440.00	11,057,995	673	27,408.70	13,551,955	494	
	芋				31.00	17,047	550		56.60	29,948	529	205.00	83,331	406
	芋	83,349.90	18,485,767	222	76,547.90	19,215,003	251	69,524.95	14,785,874	213	47,979.00	10,095,517	210	
	土物類	玉葱	2,476,347.10	232,284,123	94	2,752,654.50	280,984,518	102	3,644,271.00	369,697,812	101	3,134,486.00	335,150,327	107
甘藷		405,470.70	78,802,089	194	380,462.21	75,373,358	198	347,735.60	75,719,862	218	220,231.00	49,023,234	223	
馬鈴薯		367,467.70	34,966,283	95	368,183.50	44,725,097	121	364,105.60	76,601,605	210	535,510.20	135,586,738	253	
メークイン		776,925.20	64,078,948	82	886,790.20	79,306,688	89	833,260.00	120,959,525	145	620,890.00	167,732,503	270	
長芋		206,502.00	64,910,130	314	221,038.00	71,729,163	325	288,602.60	93,492,948	324	230,275.50	75,882,256	330	
山芋		2,519.61	2,258,748	896	2,841.20	2,346,175	826	3,511.20	2,893,806	824	3,180.55	2,758,330	867	
たつきょう		65.10	71,680	1,101	189.00	238,006	1,259	374.50	449,612	1,201	492.70	566,472	1,150	
にんにく		19,982.90	16,473,108	824	22,446.50	23,040,028	1,026	23,932.90	22,214,304	928	25,509.00	22,584,727	885	
生姜		36,005.10	21,429,133	595	39,781.80	25,063,822	630	37,867.70	25,194,843	665	41,191.62	28,298,272	687	
アーリーレッド		12,287.00	2,834,978	231	13,835.00	3,059,262	221	14,561.00	3,383,743	232	15,085.00	3,519,785	233	
茸類	松茸													
	椎茸	76,266.05	82,385,825	1,080	84,141.80	75,496,039	897	94,426.01	66,405,443	703	74,917.75	61,681,242	823	
	えのき	252,707.05	91,637,665	363	237,786.45	64,023,879	269	233,596.25	56,105,387	240	209,256.40	46,184,973	221	
	しめじ	133,420.10	67,424,153	505	140,587.90	57,811,331	411	130,215.00	49,865,286	383	125,290.40	44,218,543	353	
	なめこ	24,369.45	9,553,410	392	24,916.85	9,706,667	390	26,594.60	9,885,291	372	25,143.70	9,268,947	369	
	マッシュルーム	6,061.62	8,397,316	1,385	5,741.36	6,233,691	1,086	6,781.78	7,406,864	1,092	6,399.92	7,147,810	1,117	
	貝わら	28,855.24	8,620,840	299	26,465.18	8,009,453	303	31,838.94	9,378,884	295	35,799.61	10,775,614	301	
	大妙菜	12,588.90	38,620,435	3,068	12,553.75	30,696,641	2,445	13,244.30	37,071,055	2,799	11,932.85	39,162,775	3,282	
	菜の花	3,916.80	9,787,059	2,499	3,294.90	5,944,515	1,804	4,856.20	8,676,660	1,787	8,227.60	14,357,013	1,745	
	ハープ類	20,620.60	13,731,106	666	22,513.44	21,515,650	956	20,040.47	20,459,568	1,021	2,774.79	4,218,724	1,520	
その他	その他香辛野菜	1,788.91	3,046,107	1,703	1,786.74	2,901,1								

野菜の品目別・月別取扱高表

品目		5月			6月			7月			8月		
		数量(kg)	金額	平均@	数量(kg)	金額	平均@	数量(kg)	金額	平均@	数量(kg)	金額	平均@
根菜類	大根	1,232,765.20	103,441,641	84	1,090,000.00	77,604,953	71	1,301,420.40	121,153,865	93	1,246,124.00	115,742,413	93
	かぶ	861.00	345,430	401	386.10	170,864	443	422.50	136,663	323	619.00	204,907	331
	人参	826,191.50	106,475,934	129	937,149.10	143,397,318	153	957,939.45	145,314,124	152	805,728.60	130,944,497	163
	ごぼう	145,659.30	37,971,996	261	150,677.70	39,818,537	264	147,133.35	34,408,449	234	181,957.70	36,442,455	200
	れんこん	19,934.00	21,036,853	1,055	10,397.00	12,225,427	1,176	14,387.00	14,401,299	1,001	81,167.50	43,287,311	533
	たけのこ	74,979.00	4,635,586	62	1,089.20	111,073	102	176.00	87,188	495	168.00	40,164	239
	ゆでたけのこ	7,376.87	6,188,862	839	4,389.44	2,990,026	681	89.70	78,258	872			
	白きり	3,011,947.00	225,704,753	75	2,769,124.00	219,621,799	79	2,823,512.00	231,085,935	82	2,840,463.00	258,652,652	91
	キャベツ	2,921,113.50	343,196,739	117	2,660,524.00	217,206,282	82	3,202,212.00	279,544,006	87	3,263,223.00	343,230,354	105
	レッドキャベツ	149,800.00	19,837,518	132	181,230.00	20,022,291	110	237,724.00	28,875,372	121	238,430.00	30,820,773	129
葉菜類	春菊	32,612.65	13,725,064	421	21,037.25	11,744,259	558	19,412.95	13,775,713	710	13,980.30	13,885,735	993
	ほうれん草	119,207.60	58,324,443	489	92,837.25	54,887,660	591	61,048.21	49,795,317	816	43,690.05	45,697,588	1,046
	青葱	105,264.38	83,848,534	797	104,334.82	72,445,961	694	98,250.74	84,809,730	863	92,523.97	95,285,842	1,030
	青分葱	297.40	322,661	1,085	15.00	4,860	324						
	白葱	162,584.00	63,125,171	388	159,159.50	62,518,276	393	170,288.50	66,176,122	389	143,650.00	51,755,458	360
	ふき	8,483.60	1,896,441	224	1,539.90	213,159	138	2.00	432	216			
	つばき	5,921.40	2,606,505	440	525.20	164,511	313	30.00	8,284	276	4.00	2,592	648
	みつば	15,497.50	5,583,919	360	15,162.70	5,058,869	334	15,084.85	6,499,085	431	11,492.50	8,008,071	697
	にら	126,229.50	48,808,872	387	124,820.50	45,069,584	361	115,168.40	58,118,037	505	105,347.60	62,837,466	596
	レタ	1,059,383.00	172,559,687	163	996,358.50	137,124,134	138	1,172,246.00	202,559,543	173	1,136,660.90	203,595,692	179
菜類	サニーレタス	99,055.00	25,721,111	262	92,586.00	26,548,851	287	99,291.00	42,403,694	427	109,318.00	41,333,665	378
	グリーンリーフ	81,510.50	22,112,038	271	75,169.00	17,395,756	231	76,059.00	28,908,404	380	85,272.00	34,890,383	409
	セルリー	58,042.60	19,293,066	332	64,083.50	18,908,562	295	65,598.75	18,059,491	275	64,518.05	18,489,777	287
	カリフラワー	21,315.50	3,121,746	146	5,981.00	1,360,183	227	2,244.00	666,210	297	416.00	163,836	394
	ブロッコリー	153,033.00	54,641,576	357	92,066.00	44,683,474	485	82,161.00	39,149,887	477	76,270.00	39,939,641	524
	アスパラ	51,489.89	76,687,530	1,489	71,661.38	82,146,928	1,146	87,008.08	80,847,395	929	82,882.79	62,410,288	753
	パセリ	6,826.70	12,084,081	1,770	7,425.00	9,336,962	1,258	7,793.07	8,292,975	1,064	9,069.20	11,682,369	1,288
	チンゲンサイ	35,672.60	10,451,363	293	34,100.70	10,914,114	320	27,516.90	10,560,001	384	23,340.20	10,095,345	433
	かつお菜	7,523.50	5,333,077	709	8,965.30	5,375,143	600	9,413.60	6,397,356	680	8,829.10	6,977,125	790
	サラダ	273,165.74	108,104,802	396	283,743.08	106,499,566	375	265,779.95	120,582,691	454	254,211.31	112,451,768	442
果菜類	その他葉菜類	484,724.00	168,092,505	347	556,199.12	169,194,994	304	497,759.89	134,560,606	270	450,591.37	112,735,065	250
	トマト	862,451.97	273,180,827	317	910,092.08	246,681,070	271	951,679.45	252,927,246	266	980,426.85	279,870,499	285
	きゅうり	857,603.49	178,291,816	208	817,827.00	165,252,466	202	612,550.37	165,409,333	270	698,677.86	192,807,960	276
	南瓜	385,512.50	63,719,128	165	471,029.20	92,677,620	197	620,974.00	130,671,934	210	354,395.50	89,361,874	252
	白瓜	11,888.50	2,008,221	169	33,379.50	3,977,764	119	17,652.00	2,247,902	127	11,807.50	1,505,379	95
	ピーマン	304,165.68	135,209,793	445	295,969.71	108,761,065	367	263,937.31	120,113,051	455	230,987.51	96,052,503	416
	ししとう	9,031.24	11,082,528	1,227	12,811.14	12,411,403	969	17,280.95	15,508,255	897	13,561.31	13,474,299	994
	オクラ	40,335.07	39,203,488	972	66,429.44	63,443,917	955	76,761.48	63,408,359	826	84,746.19	45,648,747	539
	とうもろこし	58,145.20	20,790,385	358	178,697.40	42,893,615	240	150,190.00	42,091,605	280	184,634.50	43,694,723	237
	米ナス	11,492.00	3,828,750	333	15,626.00	5,191,959	332	13,440.25	5,177,182	385	13,599.95	4,823,593	355
豆類	ペテマト	147,101.36	84,624,761	575	155,285.69	75,080,483	483	128,317.31	75,363,562	587	158,978.78	88,285,673	555
	いんげん	14,569.34	11,395,641	782	20,191.58	14,338,219	710	14,109.25	11,927,216	845	11,981.35	13,880,330	1,158
	きぬさや	2,355.88	4,218,038	1,790	1,620.16	4,403,093	2,718	1,612.33	2,610,332	1,619	1,683.78	4,891,338	2,905
	さやえんどう	9,499.52	10,936,851	1,151	4,513.70	5,015,391	1,111	1,941.17	2,494,087	1,285	959.27	1,551,020	1,617
	実えんどう	12,549.04	11,664,121	929	344.65	361,178	1,048	6.00	10,800	1,800			
	そら豆	34,124.85	11,674,233	342	1,147.20	904,651	789	104.00	80,805	777			
	枝豆	1,942.85	2,034,578	1,047	29,393.20	11,328,093	385	32,860.25	17,226,799	524	18,834.79	14,193,112	754
	その他豆類				35.00	38,146	1,090	2,628.50	899,910	342	7,279.62	3,291,373	452
	里芋	34,817.80	13,025,488	374	36,662.50	11,035,320	301	32,838.70	11,459,160	349	59,719.50	20,993,527	352
	土物類	玉葱	3,128,663.30	333,802,974	107	2,749,099.00	312,360,475	114	2,708,103.00	378,765,250	140	2,681,627.50	350,051,073
甘藷		171,214.00	44,691,234	261	150,459.70	43,446,180	289	132,478.75	49,199,029	371	194,971.93	56,114,824	288
馬鈴薯		665,736.00	151,219,455	227	562,159.50	137,156,415	244	445,843.00	111,848,159	251	325,398.50	54,490,276	167
メークイン		490,816.80	150,426,353	306	510,412.00	130,149,819	255	429,497.50	117,762,653	274	425,687.00	92,566,954	217
長芋		263,096.00	95,864,161	364	384,988.00	144,906,817	376	319,108.50	122,838,876	385	284,133.50	111,506,108	392
山芋		2,520.30	2,251,013	893	3,515.00	3,024,464	860	2,985.36	2,591,265	868	3,492.00	2,948,886	844
らっきょう		77,497.80	34,651,859	447	87,614.55	45,980,914	525	5,416.35	2,391,952	442	437.30	352,330	806
にんにく		24,610.60	22,189,229	902	20,530.80	15,294,539	745	25,033.15	17,528,435	700	26,623.60	22,885,451	860
生薑		47,100.10	34,331,818	729	57,291.60	39,818,398	695	65,154.42	38,696,695	594	64,414.40	35,687,129	554
アーリーレッド		18,271.50	3,645,162	199	18,262.00	3,063,201	168	17,738.00	3,773,203	213	41,855.00	7,343,055	175
茸類	松茸				3.00	118,800	39,600	421.25	4,269,111	10,134	2,016.77	17,677,403	8,765
	生椎茸	70,334.83	56,231,945	799	70,383.82	49,884,376	709	72,582.05	54,088,578	745	64,875.35	52,744,051	813
	えのき	188,212.85	46,031,382	245	185,977.40	43,009,169	231	174,226.00	45,761,822	263	178,574.35	34,113,828	191
	しめじ	110,827.50	43,375,320	391	108,086.70	40,071,944	371	109,261.10	43,774,621	401	113,137.90	40,638,575	359
	なめこ	23,872.40	9,017,661	378	23,317.10	8,808,358	378	25,478.85	10,054,245	395	24,662.75	9,321,183	378
	マッシュルーム	6,195.48	6,957,678	1,123	6,451.76	6,791,506	1,053	6,104.74	6,443,780	1,056	5,580.92	6,009,003	1,077
	貝わら	40,855.39	12,188,593	298	35,004.33	10,619,302	303	39,035.19	11,634,134	298	37,953.58	11,134,643	293
	大妙菜	13,648.30	47,386,880	3,472	13,769.95	36,235,674	2,632	13,661.28	48,881,440	3,578	14,375.47	60,286,505	4,194
	菜花	15,929.15	27,521,010	1,728	23,153.65	39,695,438	1,714	28,990.96	54,583,736	1,883	22,193.76	38,081,683	1,716
	ハープ類	2,497.91	4,036,717	1,616	2,346.29	3,886,817	1,657	2,451.08	4,421,130	1,804	2,393.07	4,338,528	1,813
その他	その他香辛野菜	48,370.64	48,638,581	1,006	58,697.66	57,354,274							

# 野菜の品目別・月別取扱高表

品目		9月			10月			11月			12月		
		数量(kg)	金額	平均@	数量(kg)	金額	平均@	数量(kg)	金額	平均@	数量(kg)	金額	平均@
根菜類	大根	1,644,770.00	147,485,513	90	1,968,295.80	135,845,606	69	1,756,084.10	66,312,841	38	1,677,035.30	69,483,510	41
	かぼち	830.40	787,676	949	130,590.26	11,393,009	87	156,658.84	9,748,470	62	262,036.70	23,156,058	88
	人参	1,006,553.20	165,667,929	165	1,221,279.70	142,156,417	116	981,546.00	112,849,528	115	1,024,697.50	80,925,265	79
	ごぼう	211,307.25	44,617,030	211	316,959.45	55,221,470	174	336,229.70	57,249,743	170	259,419.73	61,058,354	235
葉菜類	れんこん	144,473.30	58,931,569	408	127,518.10	56,391,692	442	108,848.15	53,424,951	491	191,326.20	112,391,084	587
	たけのこ	56.00	11,880	212	25.00	74	3	541.40	650,323	1,201	2,827.40	2,960,884	1,047
	ゆでたけのこ				3,418.00	3,964,896	1,160	548.00	685,584	1,251			
	白菜	3,598,382.00	384,120,709	107	5,074,585.00	411,987,872	81	3,665,892.50	165,927,804	45	3,927,057.50	169,582,034	43
	キャベツ	3,436,228.00	458,385,164	133	3,690,730.50	452,466,738	123	2,670,659.00	181,634,032	68	2,291,955.00	113,289,974	49
	レッドキャベツ	306,394.00	48,391,152	158	229,711.00	35,117,563	153	176,905.00	11,851,743	67	125,508.00	6,839,650	54
	春菊	18,462.40	21,605,741	1,170	47,594.35	25,074,253	537	60,294.40	26,944,980	447	73,911.40	43,477,236	588
	ほうれん草	57,034.25	52,917,428	928	118,522.65	63,769,985	538	151,252.20	44,947,156	297	121,741.25	60,837,390	500
	青葱	93,329.16	96,371,047	1,033	98,829.51	85,304,611	863	84,086.17	53,720,591	639	90,861.09	95,471,554	1,051
	青分葱	24.00	23,328	972	479.90	439,527	916	867.50	601,407	693	825.60	851,471	1,031
	白葱	173,756.00	81,677,674	470	281,591.00	98,665,141	350	268,153.50	90,764,134	338	332,128.60	113,950,166	343
	茎菜類	ふき							922.00	246,782	268	7,352.00	1,968,519
つわわ		34.00	16,632	489	152.00	60,480	398	343.30	156,319	455	311.20	174,732	561
みょうろ		14,040.40	9,606,744	684	19,659.50	5,329,968	271	14,818.90	5,311,395	358	18,598.85	26,589,094	1,430
にら		114,807.70	76,303,080	665	136,688.29	72,266,421	529	139,266.90	54,647,476	392	152,979.90	85,753,200	561
レタ		1,319,740.00	317,293,071	241	1,102,240.10	218,059,181	198	899,960.00	84,227,586	94	1,095,196.00	163,507,804	149
サニーレタス		96,222.40	53,985,292	553	93,683.00	32,074,252	342	85,764.00	12,590,259	147	104,972.50	19,986,275	190
グリーンリーフ		78,491.10	50,108,149	638	76,440.50	21,931,419	287	70,103.70	9,016,642	129	101,608.50	18,289,442	180
セルリー		71,532.55	19,111,577	267	68,447.60	15,807,488	231	54,723.00	12,756,577	233	57,178.00	11,995,296	210
カリフラワー		5,271.00	1,701,370	323	36,573.00	5,052,538	138	73,801.00	7,307,915	99	90,478.80	11,083,562	122
ブロッコリー		79,947.00	49,840,406	623	114,245.50	60,237,160	527	254,122.10	68,395,012	269	352,763.00	78,996,860	224
アスパラ		56,222.40	56,985,809	1,014	26,708.56	30,315,089	1,135	13,927.36	17,527,814	1,259	14,045.92	20,290,525	1,445
パセリ		8,707.80	12,401,823	1,424	8,944.40	9,294,989	1,039	8,134.30	5,313,300	653	13,248.40	16,817,024	1,269
チンゲンサイ	30,731.30	15,657,573	509	36,392.50	11,434,483	314	29,400.30	6,086,462	207	22,699.70	8,931,349	393	
果菜類	かつお菜	9,548.00	8,586,633	899	11,290.20	8,241,623	730	8,484.60	3,398,600	401	7,260.70	4,277,565	589
	サラダ菜	239,405.73	138,114,895	577	293,230.57	110,016,935	375	251,799.30	90,611,013	360	251,059.58	112,791,046	449
	その他葉菜類	304,051.22	129,866,584	427	294,651.41	87,548,924	297	246,796.28	67,966,196	275	221,715.25	82,702,494	373
	トマト	807,083.20	345,789,920	428	795,794.09	320,716,030	403	775,404.15	165,615,273	214	562,641.95	165,760,318	295
	きゅうり	726,167.34	275,240,905	379	690,802.80	175,303,029	254	469,320.60	114,091,379	243	440,863.10	194,660,195	442
	南瓜	565,466.50	104,963,897	186	522,016.10	77,326,710	148	467,649.00	57,757,501	124	442,098.00	73,291,125	166
	白瓜	5.00	5,832	1,166									
	ピーマン	212,325.76	119,207,558	561	226,701.80	87,354,220	385	231,320.00	55,531,625	240	192,548.72	99,616,018	517
	ししとう	14,342.22	16,043,683	1,119	12,572.90	13,847,430	1,101	8,501.62	11,775,791	1,385	6,691.26	22,031,609	3,293
	オクラ	56,983.16	38,228,166	671	40,642.58	19,769,857	486	10,345.70	6,141,422	594	9,636.70	6,069,572	630
	とうもろこし	160,158.00	34,781,464	217	19,987.00	3,479,477	174	782.50	252,078	322			
	米ナス	10,556.00	4,101,384	389	8,863.50	3,224,276	364	8,367.94	2,555,283	305	4,668.50	3,610,936	773
ペテマト	158,673.83	147,877,181	932	159,800.00	126,196,660	790	219,504.00	88,016,869	401	175,751.18	89,133,367	507	
豆類	いんげん	14,584.95	12,638,690	867	10,882.93	14,710,881	704	16,050.85	7,767,414	484	10,625.90	11,377,642	1,071
	きぬさや	1,409.68	3,348,215	2,375	1,509.71	2,914,279	1,930	2,110.22	1,843,782	874	3,502.60	8,231,811	2,350
	さやえんどう	749.50	1,032,977	1,378	787.58	1,268,018	1,610	7,845.40	4,878,160	622	10,946.40	7,250,040	662
	実そら豆							354.00	225,623	637	1,656.00	843,036	509
	枝豆	5,766.77	4,683,210	812	2,630.34	1,850,159	703	1,510.87	981,569	650	2,294.00	813,725	355
	その他豆類	187.80	145,302	774	247.40	131,411	531	17.00	9,310	548	504.15	404,199	802
	里芋	65,741.40	20,117,072	306	80,511.90	22,493,195	279	78,961.10	21,626,425	274	142,436.00	42,324,238	297
	玉葱	3,404,108.00	367,703,761	108	3,016,328.00	284,482,994	94	3,399,464.00	265,545,291	78	3,535,043.00	270,924,370	77
	甘藷	285,123.02	68,204,394	239	315,589.58	76,929,188	244	299,671.80	64,944,154	217	442,581.42	101,710,426	230
	馬鈴薯	468,436.00	56,037,253	120	392,089.00	46,764,196	119	390,421.00	43,341,646	111	432,890.00	47,476,095	110
	メークイン	718,521.00	109,306,572	152	739,814.00	92,141,385	125	738,076.60	72,947,397	99	1,032,283.20	97,251,061	94
	長芋	234,708.50	94,801,290	404	223,324.50	89,611,177	401	206,110.50	76,515,321	371	320,724.00	120,209,773	375
山芋	2,900.68	2,630,641	907	3,825.21	2,749,702	719	4,154.60	3,275,486	788	4,174.20	4,077,437	977	
土物類	らっきょう	12.60	70,956	5,631									
	にんにく	25,981.60	21,165,020	815	31,644.05	19,255,779	609	15,190.10	18,508,601	1,218	29,843.20	24,955,754	836
	生姜	64,190.40	29,368,044	458	52,442.90	24,192,129	461	33,601.60	18,868,940	562	48,219.30	27,759,406	576
	アーリーレッド	22,640.00	4,293,177	190	14,182.00	3,720,143	262	13,025.00	3,028,797	233	12,805.00	3,100,939	242
	松茸	4,326.66	41,452,473	9,581	3,466.00	34,445,075	9,938	1,644.26	11,004,691	6,693	163.21	1,253,565	7,681
	生椎茸	76,634.70	79,893,872	1,043	90,276.18	90,810,843	1,006	87,905.27	79,660,353	906	97,453.65	114,714,318	1,177
	えのき	232,940.00	66,347,333	285	251,899.45	75,175,236	298	250,758.10	68,141,103	272	286,802.55	81,296,150	283
	しめじ	151,434.80	60,071,024	397	169,622.70	78,440,921	462	157,088.30	72,463,858	461	168,019.40	80,359,987	478
	なめこ	26,096.30	11,172,531	428	30,303.60	11,876,159	392	29,449.45	10,169,946	345	28,452.60	10,643,226	374
	マッシュルーム	6,807.82	7,882,398	1,158	7,355.02	8,818,981	1,199	6,404.08	7,845,045	1,225	7,731.58	10,018,299	1,296
	貝わら	39,848.28	11,909,909	299	36,594.61	11,338,986	310	27,299.36	8,364,408	306	31,202.24	9,791,803	314
	大妙菜	14,070.15	50,782,850	3,609	14,037.65	32,604,104	2,323	12,136.39	25,396,336	2,093	14,282.29	85,462,652	5,984
菜の花	12,430.74	18,807,638	1,513	7,708.65	11,053,917	1,434	4,825.65	7,859,411	1,629	3,115.55	10,570,932	3,393	
香辛雑物類	ハーブ類	2,097.79	3,981,136	1,898	2,345.30	3,726,172	1,589	2,211.85	3,415,208	1,544	2,514.55	4,602,359	1,830
	その他香辛野菜	23,015.83	45,678,971	1,985	23,613.35	41,122,046	1,741	21,142.27	36,844,166	1,743	25,456.50	57,404,697	2,255
	大豆												
	小豆												
	カボチャ	20,240.00	5,330,241	263									

野菜の品目別・月別取扱高表

品目		合計		
		数量(kg)	金額	平均単価
根菜類	大根	18,130,264.86	1,203,923,180	66
	かぶ	762,495.30	64,253,435	84
	人参	11,322,927.55	1,354,237,485	120
	ごぼう	2,379,086.48	515,098,779	217
	れんこん	980,561.25	541,643,627	552
葉菜類	たけのこ	520,922.15	88,483,758	170
	ゆでたけのこ	42,987.34	31,570,571	734
	白菜	41,783,250.00	2,834,247,530	68
	キャベツ	34,036,699.40	3,177,937,958	93
	レッドキャベツ	1,984,783.00	233,250,961	118
	春菊	531,334.30	277,338,674	522
	ほうれん草	1,348,225.56	701,596,562	520
	青葱	1,149,700.53	957,234,592	833
	分葱	7,029.50	6,669,059	949
	白葱	2,697,105.45	896,355,544	332
茎菜類	ふき	71,748.40	19,870,347	277
	つわわ	48,103.10	26,449,214	550
	みつば	185,866.90	102,924,827	554
	にら	1,491,981.79	794,556,379	533
	レタス	13,130,707.00	2,188,238,058	167
	サニーレタス	1,123,644.00	372,629,340	332
	グリーンリーフ	934,203.05	310,343,384	332
	セルリー	726,585.20	197,474,777	272
	カリフラワー	441,480.90	61,968,537	140
	ブロッコリー	2,077,441.20	778,296,760	375
果菜類	アスパラ	594,103.70	702,652,487	1,183
	パセリ	99,154.76	110,105,600	1,110
	チンゲンサイ	355,110.50	127,666,494	360
	かつお菜	75,375.93	26,654,139	354
	サラダ	99,274.20	67,372,778	679
	その他葉菜類	3,155,827.21	1,362,889,764	432
	茄子	4,238,806.44	1,404,429,468	331
	トマト	8,775,664.68	2,855,351,686	325
	きゅうり	7,573,796.41	2,219,755,403	293
	南瓜	5,627,662.90	962,440,734	171
果菜類	白瓜	86,981.00	11,226,686	129
	ピーマン	2,773,419.25	1,341,235,149	484
	ししとう	122,501.42	160,023,093	1,306
	オクラ	437,145.24	323,877,008	741
	とうもろこし	759,552.10	191,971,767	253
	米ナス	113,617.14	43,525,667	383
	ベテトマト	1,745,363.35	1,088,352,056	624
	いんげん	165,357.25	146,836,047	888
	きぬさや	24,929.99	48,919,847	1,962
	さやえんどう	98,211.09	96,455,871	982
豆類	寒えんどう	72,432.63	55,362,631	764
	そら豆	92,275.75	45,426,877	492
	枝豆	93,200.67	52,410,799	562
	その他豆類	11,012.67	4,979,250	452
	里芋	809,090.65	225,656,586	279
	玉葱	36,630,194.40	3,781,752,968	103
	甘藷	3,345,989.71	784,157,972	234
	馬鈴薯	5,318,240.00	940,213,218	177
	メークイン	8,202,973.50	1,294,629,858	158
	長芋	3,182,611.60	1,162,268,020	365
土物類	山の芋	39,619.91	33,805,953	853
	らっきょう	172,099.90	84,773,781	493
	にんにく	291,328.40	246,094,975	845
	生姜	587,260.94	348,708,629	594
	アーリーレッド	214,546.50	44,765,445	209
	松茸	12,041.15	110,221,118	9,154
	生椎茸	960,197.46	863,996,885	900
	えのめ	2,682,736.85	717,827,927	268
	しめじ	1,616,991.80	678,515,563	420
	なめこ	312,657.65	119,477,624	382
茸類	マッシュルーム	77,616.08	89,952,371	1,159
	貝わら	410,751.95	123,766,569	301
	大葉	160,301.28	532,587,347	3,322
	妙葉	138,643.61	246,939,012	1,781
	菜の花	76,478.88	67,803,433	887
香辛雑物類	ハーブ類	26,709.64	45,149,041	1,690
	その他香辛野菜	407,668.01	569,168,852	1,396
	大梅	222,583.30	64,644,072	290
	小梅	16,399.30	7,333,381	447
	カボス	72,990.60	25,542,578	350
その他	ゆず	78,494.00	28,980,985	369
	もやし	963,624.91	160,632,858	167
	筍	37,205.05	18,611,477	500
	野菜加工品	9,255,610.44	1,127,396,090	122
	その他野菜	6,610,780.97	1,521,148,810	230
	合計	258,089,490.77	47,270,035,180	183
	鶏卵	623,895.14	174,566,161	280