

## 付属資料

### データ① 事業所数及び従業者数の推移（産業大分類別）

（福岡県）

	8	11	13	16	18	21	8	11	13	16	18	21
	276	312	346	340	380	631	3,445	3,862	4,753	4,712	4,508	7,209
	46	12	13	13	31	76	554	216	210	467	188	689
	27	21	15	12	12	36	343	334	328	195	247	454
	83	72	71	69	62	85	3,103	894	955	791	696	942
	23,811	22,516	22,486	21,010	20,149	21,792	223,411	203,467	195,108	175,095	163,042	190,731
	16,566	14,805	14,638	13,230	12,260	13,109	328,953	288,448	279,818	260,373	252,755	261,086
	414	159	153	148	416	366	13,702	9,816	9,051	8,619	11,399	12,023
	1,773	1,876	2,420	2,066	2,335	3,102	43,338	43,850	46,183	45,233	56,930	57,536
	6,284	5,935	5,869	5,561	5,495	6,035	137,732	134,734	124,260	119,994	120,745	152,637
	83,650	77,811	76,387	70,339	68,597	66,240	601,073	571,638	564,855	527,597	525,895	527,437
	4,842	4,587	4,398	3,906	3,709	3,808	72,482	66,984	63,787	54,507	55,185	57,975
	13,200	12,776	12,678	12,198	11,605	15,250	38,302	36,072	37,736	36,241	38,430	60,201
	34,312	33,066	32,745	31,401	29,640	30,078	184,722	186,721	194,948	188,062	184,933	221,761
	66,571	61,871	63,695	63,671	69,078	69,822	617,284	516,247	550,433	592,037	728,588	797,733
						9,473						63,897
						20,069						109,969
	11,255	10,863	11,610	12,470	14,849	16,098	179,132	169,153	186,871	210,967	256,183	293,110
	8,445	6,170	6,426	6,276	8,153	7,849	107,580	49,675	51,616	51,627	110,980	122,403
	1,742	992	1,143	1,039	1,671	1,282	25,335	10,183	11,827	11,187	22,209	12,703
	45,129	43,846	44,516	43,886	44,405	15,051	305,237	287,236	300,119	318,306	339,216	195,651
	251,855	235,819	235,914	223,964	223,769	230,430	2,268,444	2,063,283	2,072,425	2,013,973	2,143,541	2,348,414

（全 国）

	8	11	13	16	18	21	8	11	13	16	18	21
	14,199	13,774	14,683	14,137	15,779	24,987	158,466	150,907	170,791	166,338	184,810	278,171
	3,836	1,836	1,798	1,675	3,126	4,930	45,230	20,200	19,947	17,410	26,123	61,144
	3,475	3,106	2,978	2,706	2,772	3,994	59,078	48,191	45,158	38,468	37,526	48,347
	4,521	4,160	3,764	3,287	3,026	2,921	64,323	54,934	47,057	37,549	33,527	30,710
	647,360	612,150	606,943	564,352	548,861	583,616	5,774,520	5,089,500	4,943,611	4,382,413	4,144,037	4,320,444
	763,560	681,457	643,192	576,412	548,442	536,773	12,744,291	11,274,280	10,948,180	9,940,449	9,921,885	9,827,416
	10,168	3,609	3,470	3,073	9,079	8,897	340,964	214,550	209,393	188,914	282,688	302,327
	43,151	46,746	59,913	54,462	59,436	77,996	1,217,957	1,229,807	1,418,520	1,382,316	1,592,643	1,724,978
	147,065	141,721	137,643	130,056	130,911	148,559	3,152,797	2,916,569	2,923,138	2,822,174	2,914,126	3,611,602
	1,994,888	1,861,775	1,804,429	1,626,443	1,604,688	1,555,486	14,132,562	13,175,361	13,278,573	12,218,819	12,400,519	12,696,990
	105,498	98,998	96,462	85,573	84,107	91,982	1,960,235	1,709,663	1,625,241	1,431,140	1,429,413	1,588,681
	331,225	323,209	326,790	316,471	320,365	408,691	1,019,562	949,576	998,042	965,827	1,014,844	1,551,345
	923,862	883,715	867,431	802,707	788,263	781,265	5,026,901	4,917,099	5,107,737	4,816,722	4,875,468	5,736,967
	1,678,638	1,526,993	1,568,684	1,547,138	1,750,484	1,772,633	15,234,370	12,055,943	13,176,780	13,688,857	17,924,595	19,212,702
						244,174						1,897,680
						514,589						2,750,705
	265,062	240,978	260,178	275,499	351,129	374,737	3,794,453	3,220,927	3,674,368	4,156,236	5,588,153	6,386,056
	228,942	161,936	168,233	164,333	231,758	225,434	2,777,644	1,256,769	1,320,665	1,367,742	2,939,730	3,086,902
	55,347	33,264	34,517	30,587	49,043	38,617	795,437	386,376	401,828	355,781	706,584	406,970
	1,129,287	1,090,815	1,106,116	1,076,719	1,118,554	375,082	7,866,836	7,191,871	7,779,919	7,779,098	8,690,128	4,684,389
	6,671,446	6,203,249	6,138,180	5,728,492	5,869,339	6,002,730	60,931,256	53,806,580	54,912,168	52,067,396	56,782,204	60,991,824

) 1. 19 11  
2 21  
)

データ② 工業における事業所数・従業者数・製造品出荷額等の推移

(福岡県)

			(
10	9,308	269,445	7,908,224
11	8,765	257,773	7,548,975
12	8,638	252,420	7,367,880
13	8,061	245,757	7,357,077
14	7,511	227,572	6,982,022
15	7,484	222,868	7,257,990
16	6,966	217,871	7,332,325
17	7,053	219,368	7,751,547
18	6,620	221,693	8,159,756
19	6,872	232,619	8,621,731
20	6,970	227,758	8,596,534
21	6,434	216,161	7,767,530
22	6,172	218,092	8,207,581

(全国)

			(
10	373,713	9,837,464	305,839,992
11	345,457	9,377,750	291,449,554
12	341,421	9,183,833	300,477,604
13	316,267	8,866,220	286,667,406
14	290,848	8,323,589	269,361,805
15	293,911	8,228,150	273,734,436
16	270,906	8,113,676	284,418,266
17	276,716	8,159,364	296,241,799
18	258,543	8,225,442	314,834,621
19	258,232	8,518,545	336,756,635
20	263,061	8,364,607	335,578,825
21	235,817	7,735,789	265,259,031
22	224,403	7,663,847	289,107,683

) 4  
)

データ③ 工業における事業所数・従業者数・製造品出荷額等の推移（産業中分類別）  
（福岡県）

	15	16	17	18	19	20	21	22
	1,239	1,162	1,147	1,086	1,146	1,165	1,118	1,095
	45,526	42,536	41,097	41,194	44,124	45,271	45,032	45,325
	777,086	799,437	785,108	765,299	852,351	881,389	883,658	867,743
	182	172	183	173	185	187	180	177
	3,852	3,787	3,804	3,656	3,893	3,924	3,856	3,730
	564,046	576,451	604,267	647,727	632,681	663,910	674,333	656,191
	456	417	417	382	378	366	330	324
	8,070	7,921	7,644	7,125	6,784	6,289	6,046	5,492
	65,847	68,194	65,119	62,977	61,557	62,133	58,020	44,435
	435	384	381	343	324	317	287	260
	4,949	4,476	4,349	4,151	3,963	3,781	3,371	3,118
	75,479	67,822	64,566	60,843	67,239	64,307	53,789	51,881
	624	542	566	500	508	520	455	414
	8,248	7,416	7,463	6,924	6,864	6,505	5,985	5,556
	121,935	111,853	108,724	102,696	107,255	100,024	88,815	79,835
	162	160	156	150	159	153	147	140
	4,337	4,217	4,224	3,985	4,314	4,184	4,061	3,800
	79,779	76,149	74,671	74,007	85,540	88,340	88,965	83,445
	595	557	544	490	503	505	468	440
	13,488	13,089	13,746	13,675	11,891	11,985	11,237	10,885
	250,291	250,396	253,584	241,583	244,543	232,504	218,705	216,282
	126	123	123	121	126	129	127	131
	7,585	7,218	7,237	7,105	7,401	7,624	7,608	8,433
	416,878	421,307	443,987	493,501	457,709	509,424	386,185	445,211
	41	42	40	39	37	37	38	35
	750	755	757	785	799	826	885	905
	34,096	48,944	42,268	60,457	67,962	91,957	77,356	81,570
	299	284	286	265	274	287	272	277
	10,154	10,403	10,393	10,009	10,846	10,508	9,962	10,283
	175,915	201,690	208,139	201,894	208,248	215,445	196,252	221,963
	62	60	55	53	53	53	53	53
	5,740	5,604	5,521	5,497	5,396	5,132	4,864	5,018
	156,827	154,884	164,508	176,693	214,593	221,504	162,681	204,478
	21	17	18	14	19	18	15	11
	282	234	349	268	348	244	242	205
	2,137	1,494	2,950	3,124	3,916	2,645	2,499	2,395
	458	426	417	396	408	404	372	367
	15,531	14,950	14,290	12,694	14,461	13,999	13,279	13,645
	308,640	322,543	343,152	330,855	405,649	393,731	335,674	354,755
	167	161	170	169	167	186	184	182
	10,075	10,092	10,604	11,027	11,111	11,752	11,705	11,574
	591,590	663,117	781,350	877,200	1,018,822	1,142,700	826,855	897,689
	44	43	48	42	53	57	61	56
	2,036	2,271	2,456	2,295	2,436	2,525	2,451	2,585
	62,341	76,936	81,968	96,866	135,696	129,822	85,788	91,823
	958	888	911	871	885	901	814	782
	19,157	19,376	19,534	20,141	20,696	20,470	18,266	19,234
	392,298	412,089	423,764	410,667	465,228	452,031	404,907	399,402
	709	689	730	725	779	-	-	-
	19,890	21,052	21,809	22,971	25,347	-	-	-
	428,899	474,225	540,848	585,337	669,021	-	-	-
	-	-	-	-	-	264	237	226
	-	-	-	-	-	8,184	7,722	7,881
	-	-	-	-	-	286,683	267,558	260,669
	-	-	-	-	-	538	467	454
	-	-	-	-	-	16,033	14,070	13,664
	-	-	-	-	-	408,865	262,894	262,316
	-	-	-	-	-	37	41	39
	-	-	-	-	-	1,025	1,136	1,095
	-	-	-	-	-	14,125	14,814	14,260
	54	52	52	57	69	72	64	66
	9,283	8,454	8,535	9,919	9,165	8,685	7,858	7,663
	395,204	430,590	429,503	413,346	425,299	378,834	259,478	278,935
	266	256	254	238	258	245	226	205
	12,600	13,050	12,750	12,837	13,618	12,591	11,798	11,592
	238,931	283,432	273,282	293,380	317,785	306,133	216,863	255,319
	25	21	19	15	18	20	18	15
	1,608	1,125	888	696	1,057	851	737	880
	51,048	42,210	21,285	13,551	17,795	16,504	13,562	14,456
	142	144	143	147	166	183	169	166
	14,990	15,383	16,894	20,246	23,107	21,793	20,462	22,252
	2,007,844	1,780,866	1,966,078	2,179,044	2,079,882	1,874,727	2,129,992	2,348,112
	35	34	35	33	39	-	-	-
	1,041	1,007	1,177	1,011	1,045	-	-	-
	12,925	17,033	14,452	14,507	13,504	-	-	-
	384	332	353	305	320	326	291	254
	3,681	3,455	3,847	3,478	4,047	3,577	3,533	3,262
	47,953	50,660	57,975	54,195	71,522	58,787	57,887	74,441
	7,484	6,966	7,053	6,620	6,872	6,970	6,434	6,172
	222,865	217,871	219,368	221,693	232,619	227,758	216,161	218,092
	7,257,990	7,332,325	7,751,547	8,159,756	8,621,731	8,596,534	7,767,530	8,207,581

---

(全 国)

15	16	17	18	19	20	21	22
36,15C	33,88E	34,19E	32,35Z	32,50B	33,16Z	31,23Z	30,28Z
1,127,507	1,107,72C	1,104,29Z	1,093,08C	1,135,05I	1,138,327	1,125,413	1,122,817
22,761,50F	22,789,227	22,677,54I	22,673,22E	24,196,34E	24,941,56Z	24,448,07E	24,114,367
5,07E	4,714	4,86F	4,57E	4,54Z	4,86E	4,54F	4,39I
107,93I	105,32Z	103,01C	102,594	105,164	107,37E	104,32B	102,04E
10,306,22E	10,639,67Z	9,665,997	9,596,71I	10,243,53B	9,911,53I	9,993,34E	9,613,34E
26,777	23,00Z	23,08Z	20,384	19,53Z	19,847	17,15I	15,90Z
433,21F	397,81E	380,35Z	358,077	349,59F	347,72C	311,264	296,927
4,836,647	4,554,62E	4,340,44E	4,190,35Z	4,293,13F			

データ④ 商業における事業所数・従業者数・年間商品販売額の推移（卸売・小売別）

（福岡県）

	19,202	61,109	80,311	211,324	305,737	517,061	20,814,439	5,455,268	26,269,707
	18,039	58,782	76,821	208,769	314,404	523,173	22,475,863	5,851,425	28,327,288
11	18,692	57,525	76,217	206,617	334,664	541,281	21,040,195	5,608,274	26,648,469
14	16,736	53,905	70,641	177,381	325,378	502,759	16,811,792	5,222,772	22,034,564
16	16,716	52,685	69,401	172,705	326,516	499,221	16,361,216	5,328,929	21,690,145
19	15,385	48,658	64,043	162,624	316,586	479,202	16,770,215	5,356,185	22,126,399

（全 国）

	429,302	1,499,948	1,929,250	4,581,372	7,384,177	11,965,549	514,316,863	143,325,065	657,641,928
	391,574	1,419,696	1,811,270	4,164,685	7,350,712	11,515,397	479,813,295	147,743,116	627,556,411
11	425,850	1,406,884	1,832,734	4,496,210	8,028,558	12,524,768	495,452,580	143,832,551	639,285,131
14	379,549	1,300,057	1,679,606	4,001,961	7,972,805	11,974,766	413,354,831	135,109,295	548,464,125
16	375,269	1,238,049	1,613,318	3,803,652	7,762,301	11,565,953	405,497,180	133,278,631	538,775,810
19	334,799	1,137,859	1,472,658	3,526,306	7,579,363	11,105,669	413,531,671	134,705,448	548,237,119

)

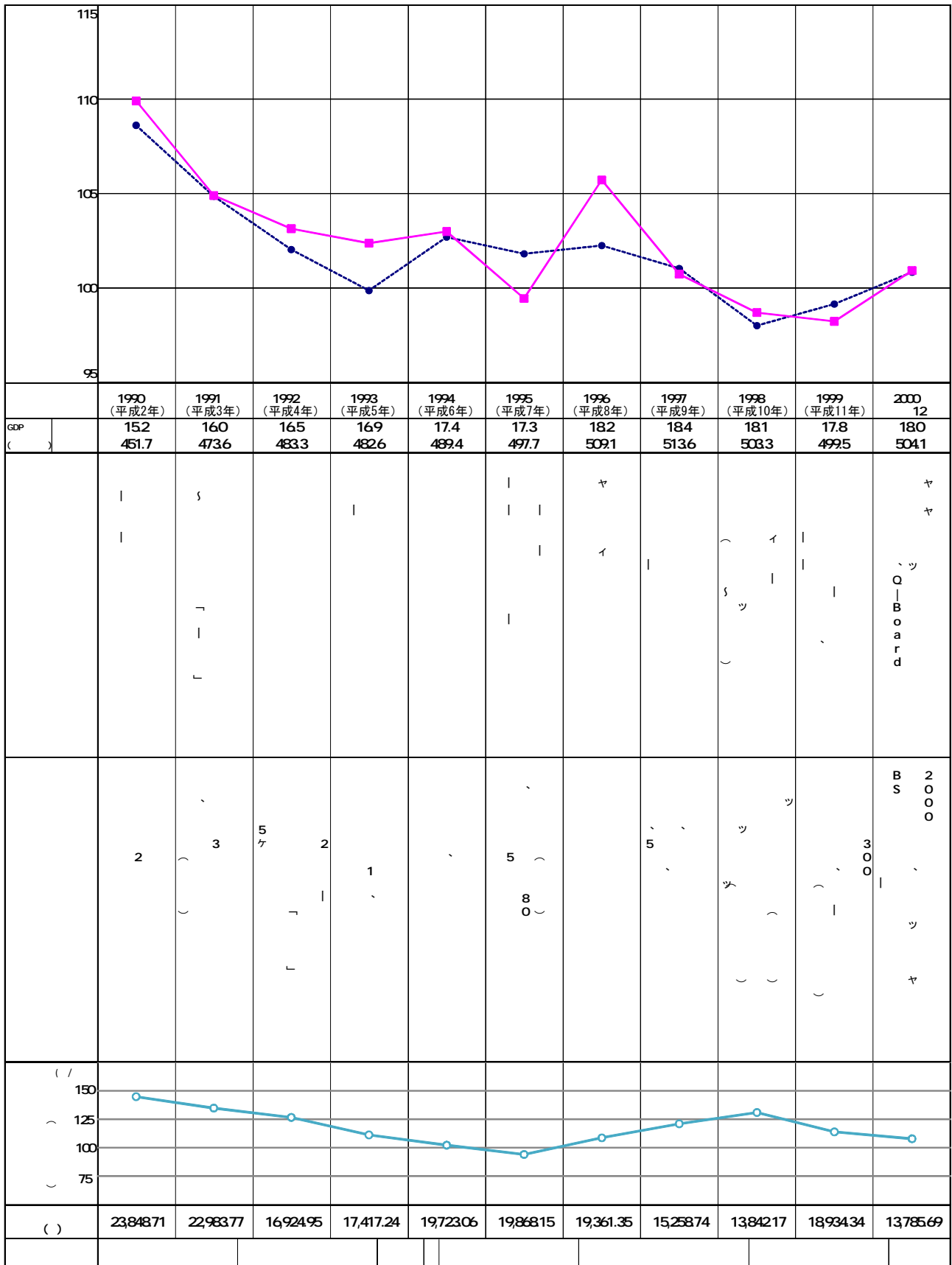
データ⑤ 都道府県別企業数(平成 21 年)

	166,417	99.8	144,337	86.6	322	0.2	166,739	100.0
	47,768	99.9	42,330	88.5	63	0.1	47,831	100.0
	44,288	99.8	39,061	88.1	67	0.2	44,355	100.0
	71,751	99.8	62,867	87.4	163	0.2	71,914	100.0
	39,835	99.9	35,541	89.1	39	0.1	39,874	100.0
	45,726	99.9	40,757	89.0	67	0.1	45,793	100.0
	71,452	99.9	63,493	88.8	85	0.1	71,537	100.0
	92,610	99.9	82,245	88.7	84	0.1	92,694	100.0
	70,553	99.9	62,920	89.1	102	0.1	70,655	100.0
	77,087	99.9	68,829	89.2	105	0.1	77,192	100.0
	186,313	99.9	165,845	88.9	269	0.1	186,582	100.0
	138,875	99.8	121,776	87.5	264	0.2	139,139	100.0
	486,673	99.1	408,224	83.1	4,656	0.9	491,329	100.0
	215,892	99.7	187,340	86.5	597	0.3	216,489	100.0
	89,561	99.8	79,205	88.3	162	0.2	89,723	100.0
	41,223	99.8	36,093	87.4	96	0.2	41,319	100.0
	47,150	99.8	41,728	88.3	111	0.2	47,261	100.0
	34,081	99.9	30,337	88.9	45	0.1	34,126	100.0
	36,495	99.9	32,981	90.3	48	0.1	36,543	100.0
	85,586	99.8	76,913	89.7	161	0.2	85,747	100.0
	82,389	99.9	73,149	88.7	101	0.1	82,490	100.0
	139,809	99.8	123,589	88.3	234	0.2	140,043	100.0
	240,048	99.7	205,922	85.5	716	0.3	240,764	100.0
	60,342	99.8	53,133	87.9	91	0.2	60,433	100.0
	39,012	99.8	34,133	87.3	70	0.2	39,082	100.0
	94,752	99.8	83,523	88.0	187	0.2	94,939	100.0
	326,082	99.6	282,057	86.2	1,238	0.4	327,320	100.0
	168,471	99.8	147,077	87.1	311	0.2	168,782	100.0
	36,018	99.9	31,761	88.1	28	0.1	36,046	100.0
	40,647	99.9	36,648	90.1	31	0.1	40,678	100.0
	18,839	99.8	16,518	87.5	32	0.2	18,871	100.0
	26,252	99.9	23,256	88.5	29	0.1	26,281	100.0
	59,997	99.8	52,267	87.0	108	0.2	60,105	100.0
	96,417	99.8	83,834	86.8	182	0.2	96,599	100.0
	46,203	99.9	40,242	87.0	67	0.1	46,270	100.0
	29,897	99.9	26,911	89.9	30	0.1	29,927	100.0
	36,253	99.8	31,958	88.0	63	0.2	36,316	100.0
	50,848	99.8	45,051	88.4	90	0.2	50,938	100.0
	29,489	99.9	26,571	90.0	27	0.1	29,516	100.0
	154,238	99.8	132,414	85.6	383	0.2	154,621	100.0
	27,854	99.9	24,287	87.1	38	0.1	27,892	100.0
	48,548	99.9	42,761	88.0	48	0.1	48,596	100.0
	57,226	99.9	49,968	87.2	82	0.1	57,308	100.0
	40,286	99.9	35,140	87.1	50	0.1	40,336	100.0
	39,926	99.9	35,415	88.6	44	0.1	39,970	100.0
	57,962	99.9	51,645	89.0	59	0.1	58,021	100.0
	53,578	99.9	47,239	88.1	66	0.1	53,644	100.0
	4,190,719	99.7	3,659,291	87.1	11,911	0.3	4,202,630	100.0


1. -
2. -
3. 300 100 50 3
4. 1 5,000 5
5. 20
6. 2007 11
7. - 2



データ⑦ 福岡県経済の推移







1000000 1000000 1000000

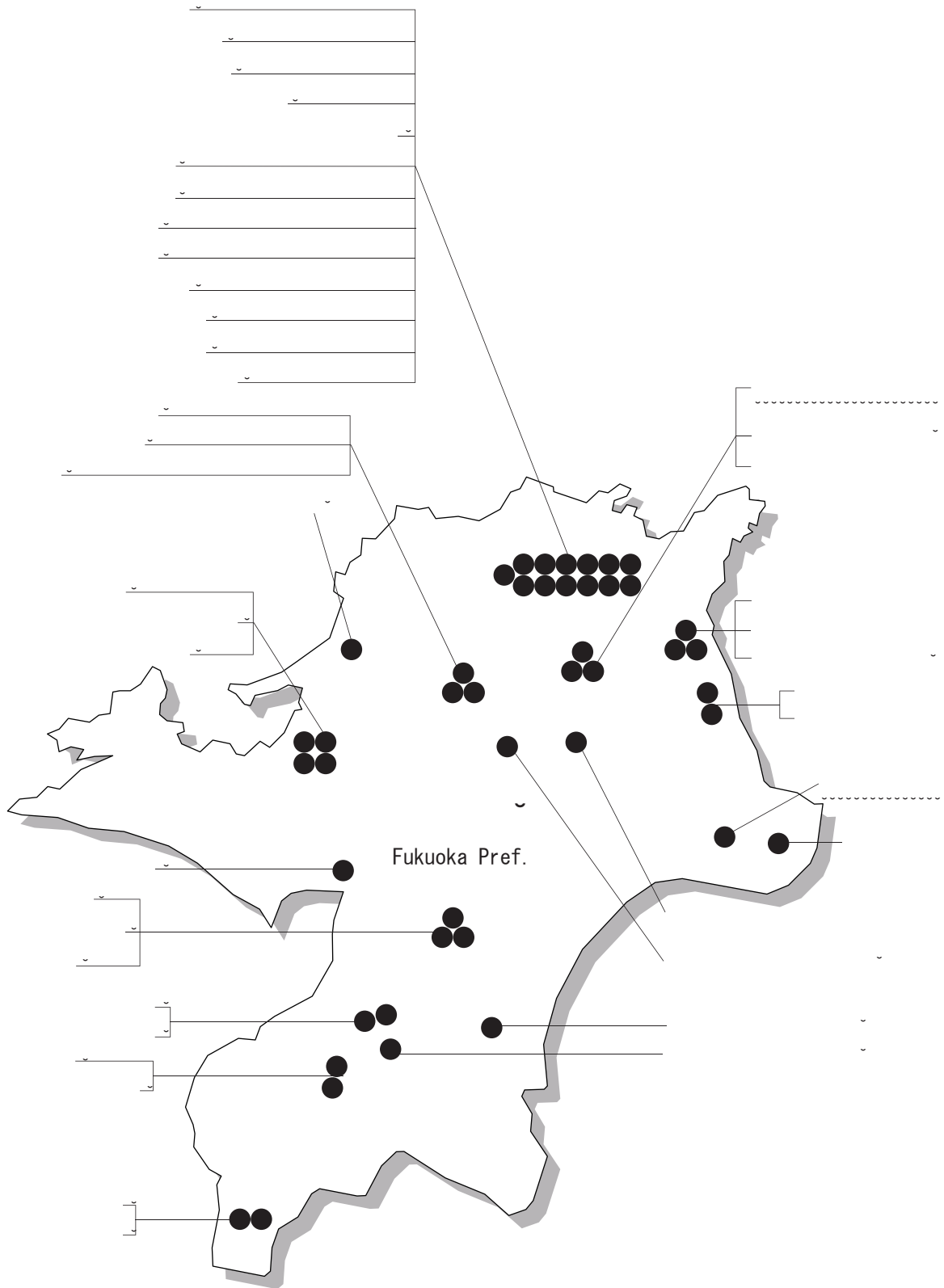
33	15,307.78	888956	1054644	1022892	845535
----	-----------	--------	---------	---------	--------

98  
84

7AC

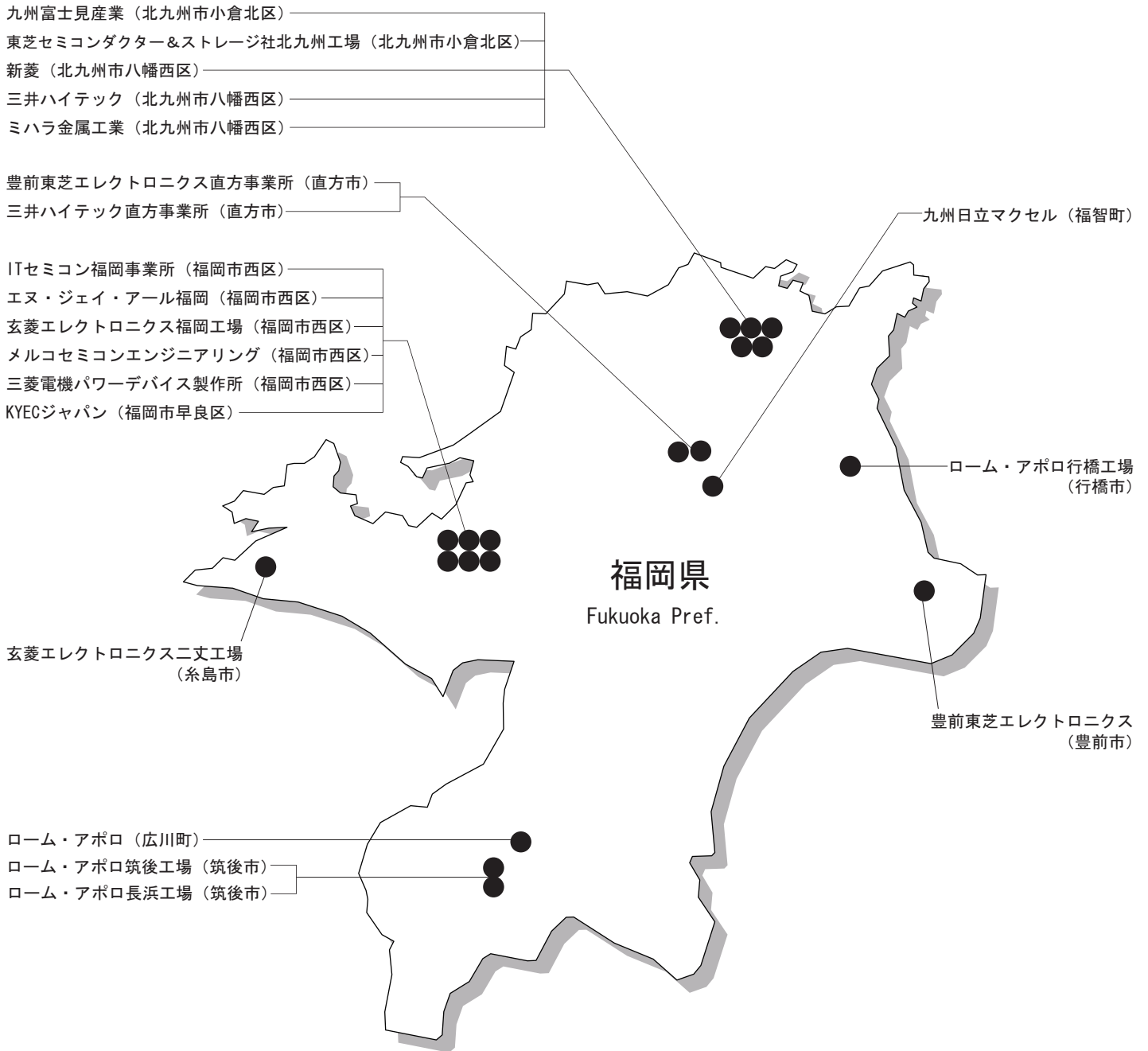
GBB

GBB





### マップ③ 主要半導体関連事業所



資料) 九州経済調査協会

