



10

11

12

13

14

15

16

17

18

10

11


12

13



11

12

[Empty box]



[Empty box]

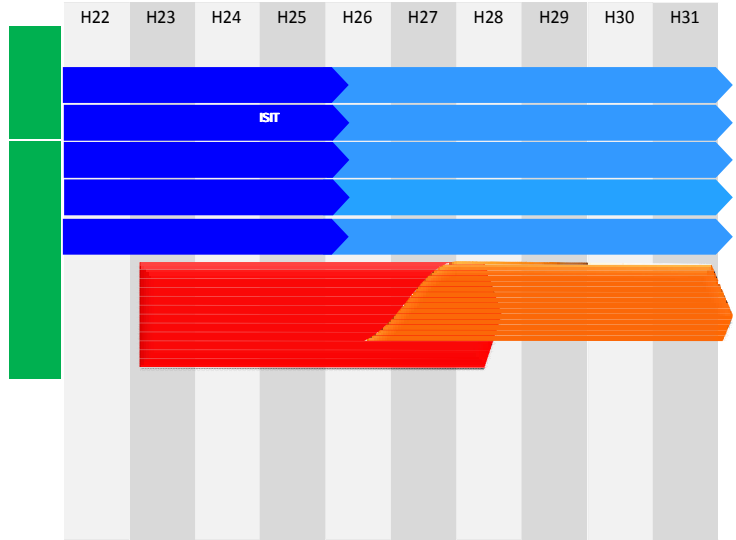
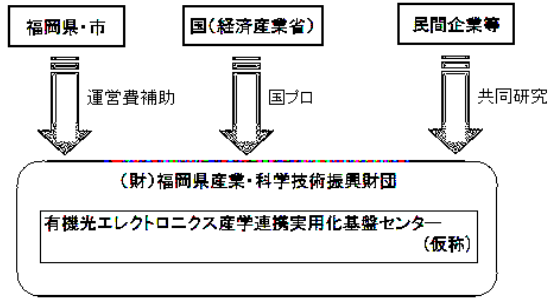


1,900 1,420 805 633
 1,800 1,385

						H26	500	
						H26	6	

45,710


	H24
	7,943
	7,943
	8,958
	37,767



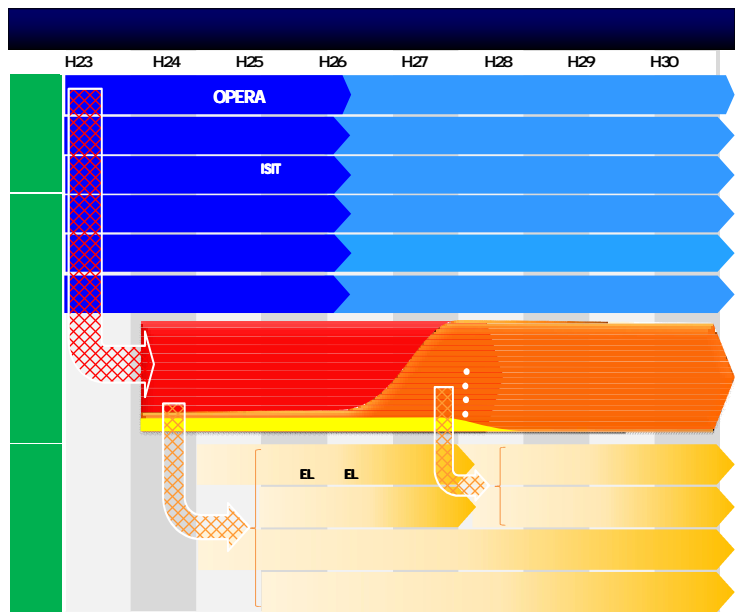
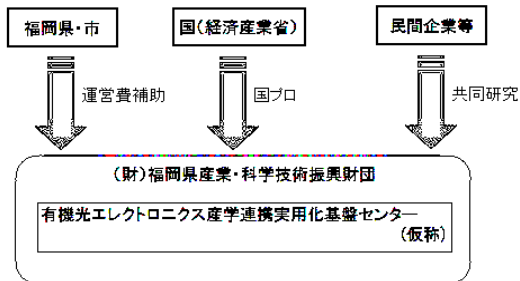
		0	-	-	-	H		7

	H24	H25	H26	H27	H28	158,304
	36,913	46,042	44,992			127,947
	25,441	46,042	44,992			116,475
						0
	11,472					11,472
	2,400	2,400	2,400			7,200
	10,119	10,119	10,119			30,357

[Blank box]



[Blank box]



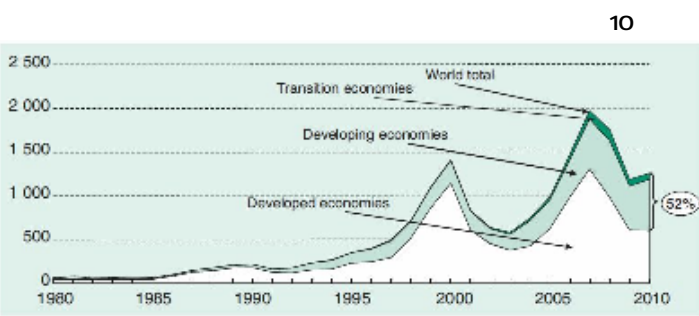
		0	-	-	-	H		7

47,032

	H24
	36,913
	25,441
	11,472
	2,400
	10,119

					H		H
	10						

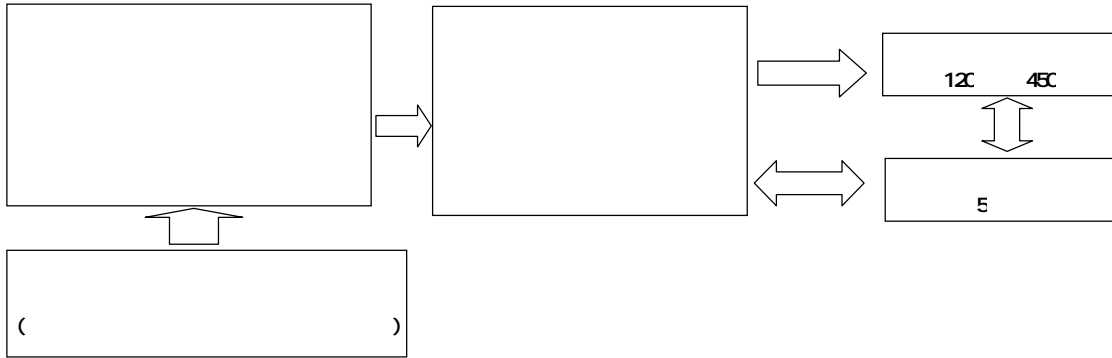
[Empty box]



UNCTAD World Investment Report 2011

[Empty box]

[]



	H23	11	H26	15		H28	15	

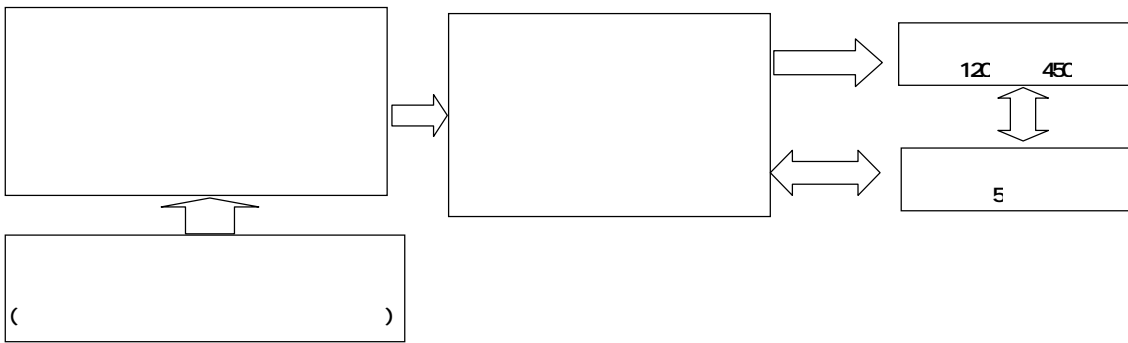
							111,423
	H24	H25	H26	H27	H28		
	23,000	23,000	23,000	0	0		69,000
	23,000	23,000	23,000				69,000
							0
							0
	3,354	3,354	3,354				10,062
	14,141	14,141	14,141				42,423

[]

○



[]



	H23	11	H26	15		H28	15	

36,416

	H24
	22,275
	22,275
	3,354
	14,141

					H24		H26

[]

9,170 1

H20

H22

	31.2
	19.8
	8.9
	6.4
	6.2
	4.9
	4.7
	17.9


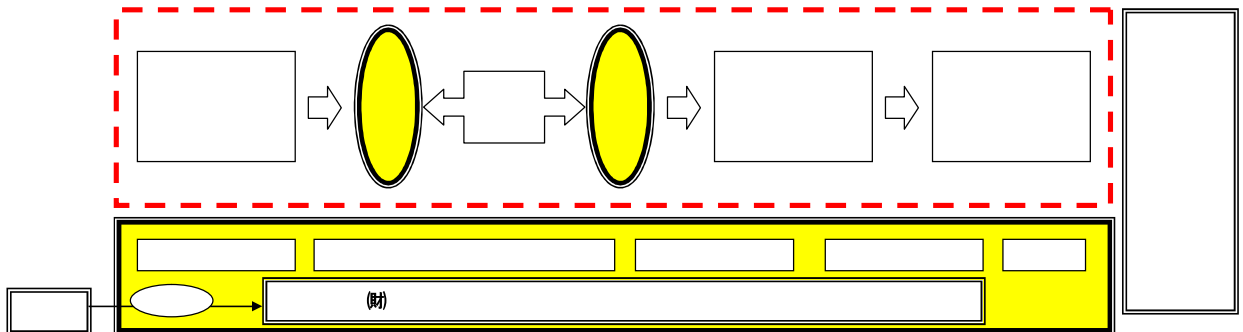
} 2 9,393

	1,050	353
	99,302	23,614
(4.09%	1.03%
	7.4%	6.3%

[]

(2)

[]




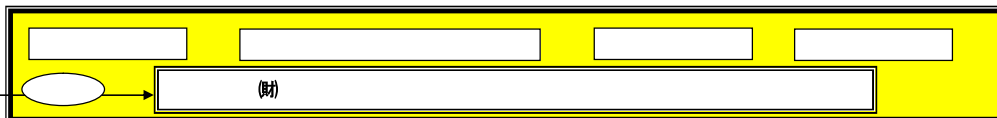
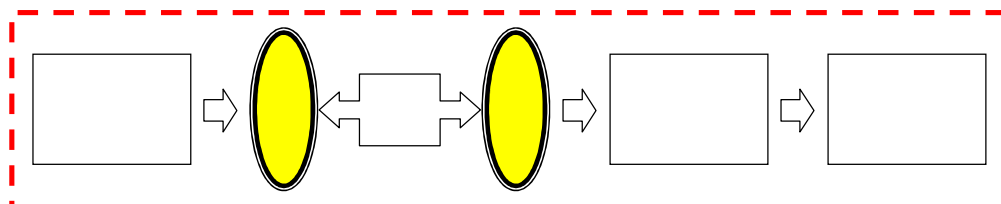
	H23	23	H26	150		H28	250

				106,617
	H24	H25	H26	
	33,785	33,785	33,785	101,355
	33,785	33,785	33,785	101,355
				0
				0
	416	416	416	1,248
	1,754	1,754	1,754	5,262

[]



[]

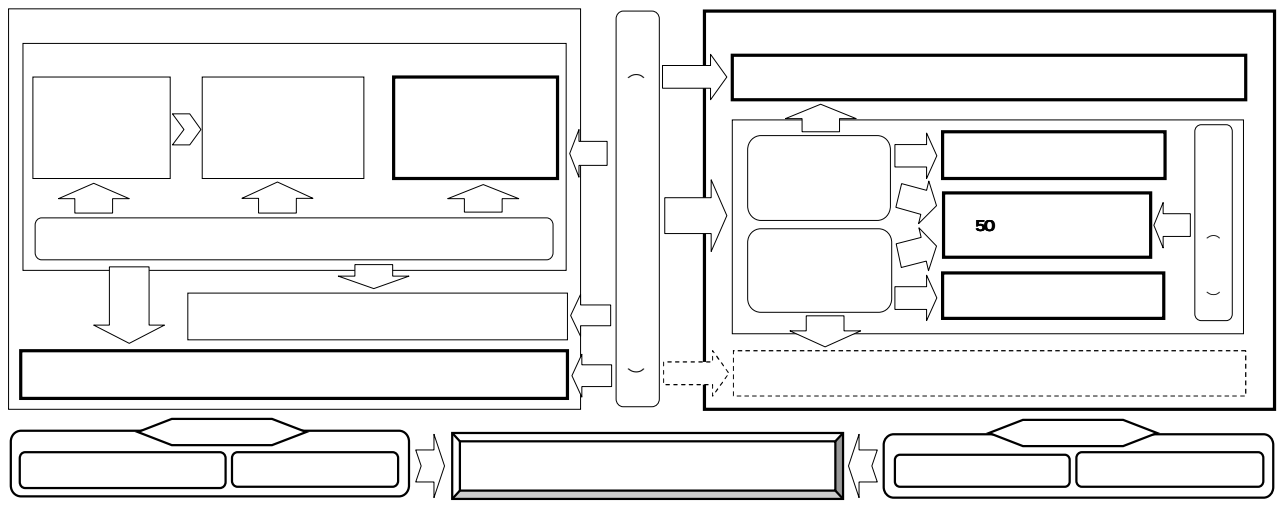


				H24	
	5	2,500	(1,000	1/2	39,332

	H23	23	H26	150		H28	250


15,539

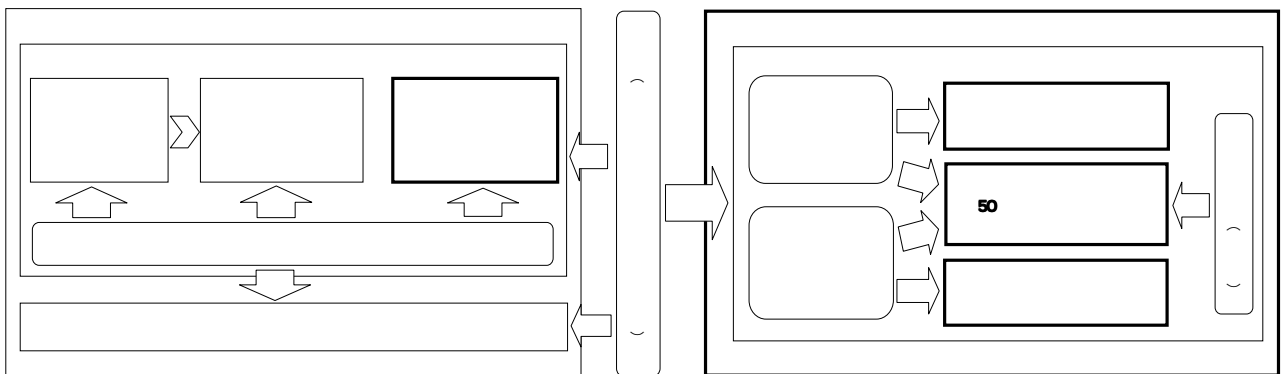
	H24
	13,785
	13,785
	416
	1,754



	H23		H26	120		H28	200	
	H23		H26	720		H28	1200	

							229,422
	H24	H25	H26	H27	H28		
	42,493	42,493	42,493	0	0		127,479
	42,493	42,493	42,493				127,479
							0
							0
	8060	8060	8060				24,180
	33,981	33,981	33,981				101,943





	H23		H26	120		H28	200	
	H23		H26	720		H28	1200	

69,431

	H24
	35,450
	35,450

	8060
	33,981

					H24		H26

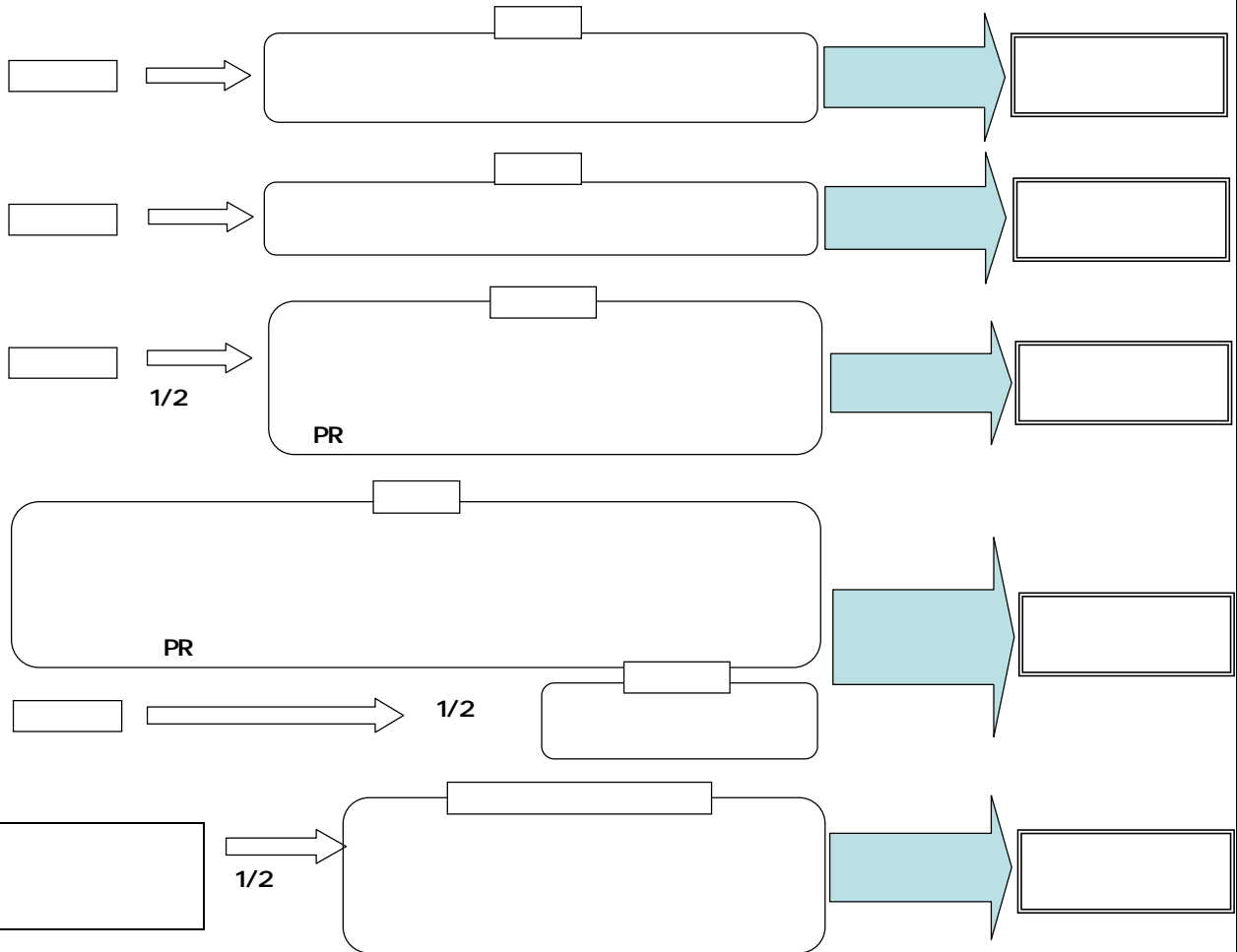
[Redacted]

[Redacted]

PR

PR

[]

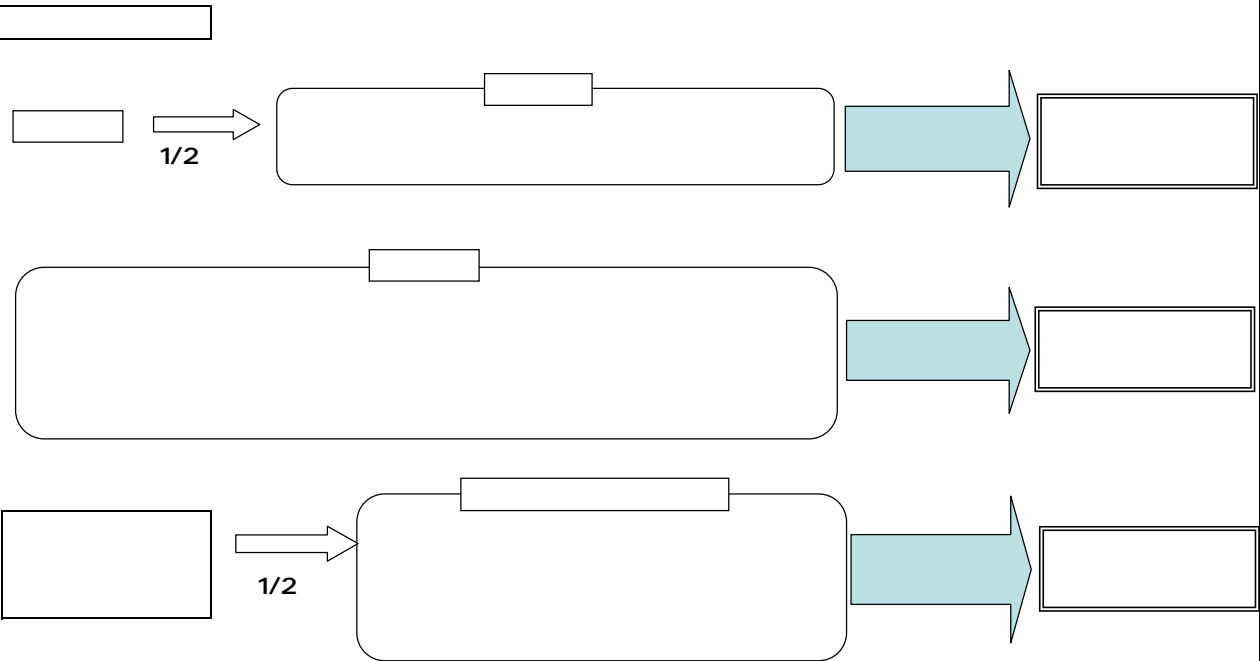



			23	
			477	PR
			109,358	
			(2 1)	
			17,315	

PR

	H23	2,300				H26	5,000
	H23	31				H26	40
	H23	18%				H26	48%
	H23	8%				H26	80%
	H23	33%				H26	80%

						418,446
	H24	H25	H26	H27	H28	
	132,610	132,610	132,610	0	0	397,830
	132,610	132,610	132,610			397,830
						0
						0
	1,630	1,630	1,630			4,890
	6,872	6,872	6,872			20,616



			24	
			477	PR
			64,576	
			16,765	

PR

	H23	18%			H26	48%	
	H23	8%			H26	80%	
	H23	33%			H26	80%	

20170

	H24
	15,954
	15,954
	1,000
	4,216

25

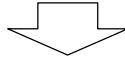
H22)

	91	25
	213	58
	61	17
	365	100

JAS

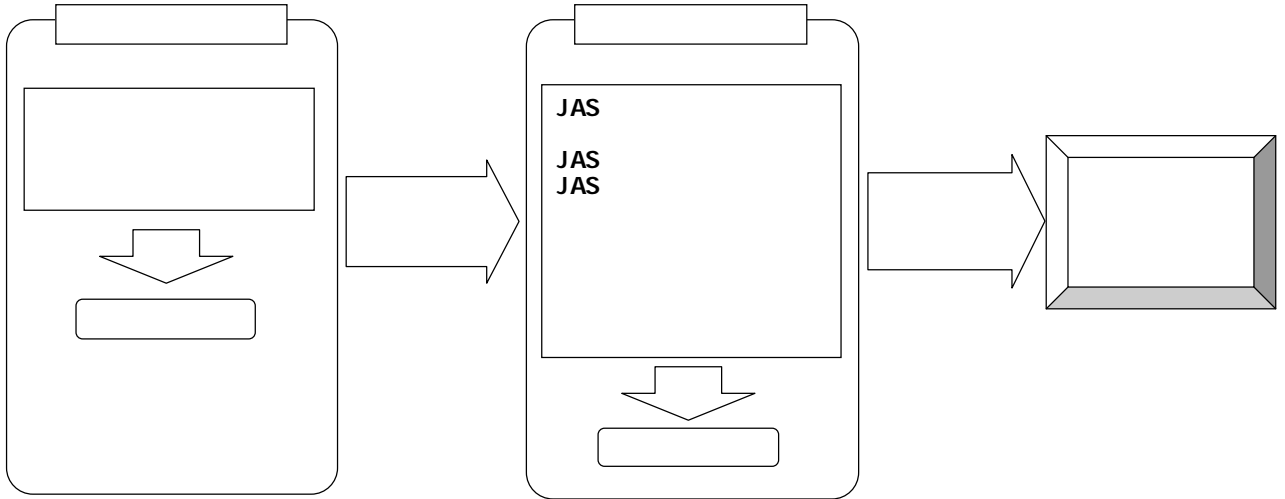
(H23 8)

	JAS	
	1	159
	1	68
	0	68
	13	176
	7	180
	19	169
	4	184
	45	1,004



()

[Empty box]



9,776
14,151
1,068

			H23	
			92,732	

	H22	25%			H26	40%	
JAS	H23	1			H26	10	

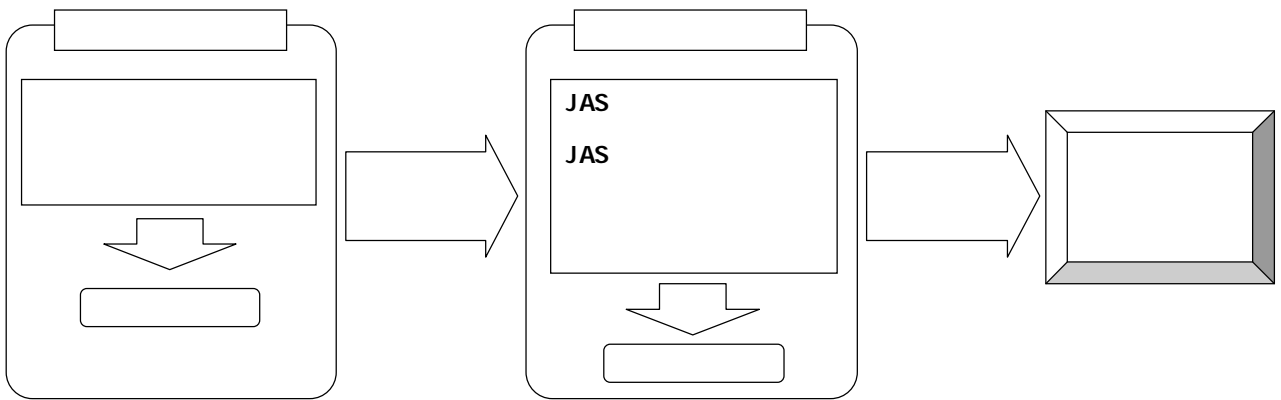
						91,377
	H24	H25	H26	H27	H28	
	24,995	24,469	24,469	0	0	73,933
	24,995	24,469	24,469			73,933
						0
						0
	1,951	1,093	1,093			4,137
	8,226	4,609	4,609			17,444

[Empty box]



JAS

[Empty box]



9,003
1,392
143

			H24	
			92,719	
			314,371	

	H22	25%			H26	40%	
JAS	H23	1			H26	10	

17,040

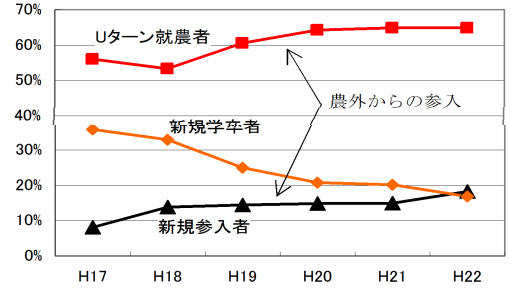
	H24
	10,538
	10,538
	1,542
	6,502

					H24		H26

□

a

a 新規就農者の推移



b 農村生活の実現に必要なこと

項目	割合
就業に関する情報の入手	62%
居住地の決定に必要な情報全般	52%
家屋・土地の入手	47%
医療機関(施設)の整備	43%
買い物、娯楽などの生活施設	38%

回答上位5つ(複数回答/20~40歳代抜粋)

都市と農山漁村の共生・対流に関する世論調査
(H18 内閣府)

()

()

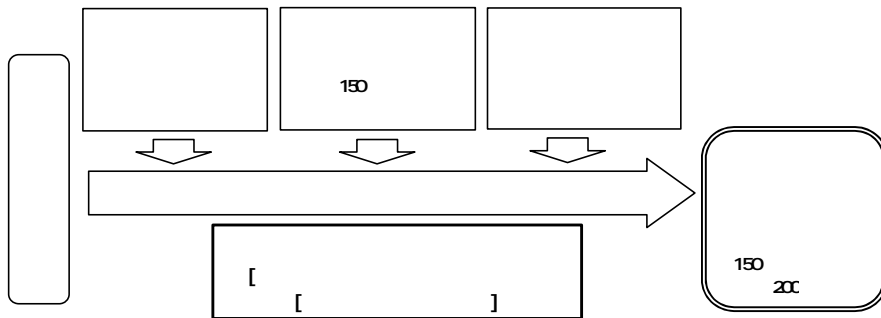
c

	62% 28
	50% 22
	50% 22

45

□

[]



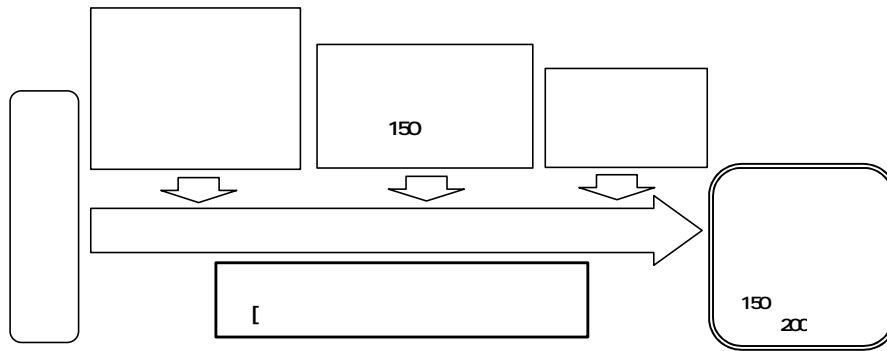
	H22	148	H26	180		H28	200	
	H22	120	H26	150		H28	170	

								1,899,474
	H24	H25	H26					
	359,000	750,000	750,000					1,859,000
	119,000	50,000	50,000					219,000
	240,000	700,000	700,000					1,640,000
								0
	3,600	3,000	3,000					9,600
	15,178	12,648	12,648					40,474

[]



[]



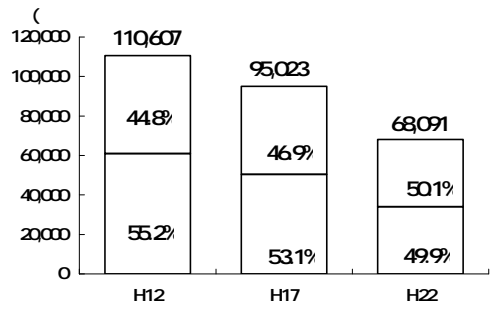
	H22	148	H26	180		H28	200	
	H22	120	H26	150		H28	170	

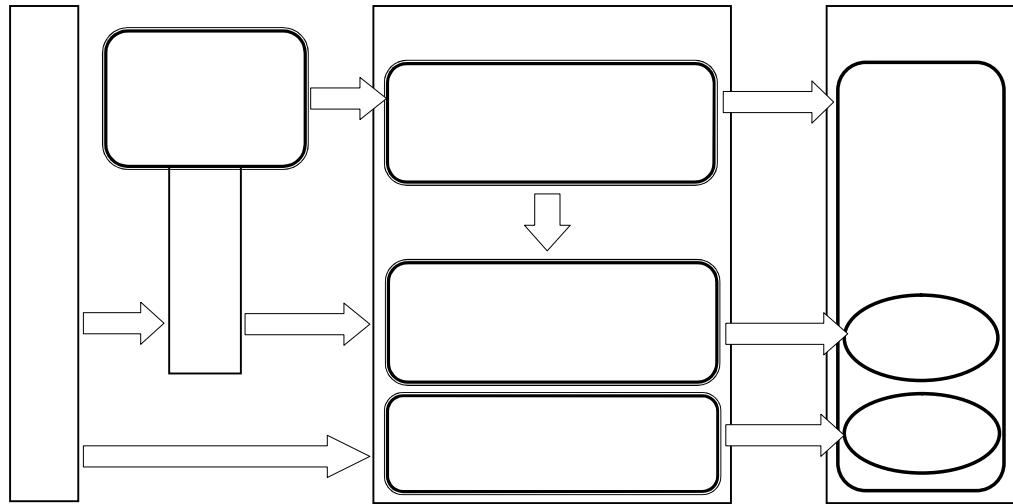
604843

	H24
	539,665
	43,310
	546,355
	3600
	15,178

		()	
		H17	H22
		15,389	13,897
		14,593	12,714
		94.8%	91.5%

()





26

21

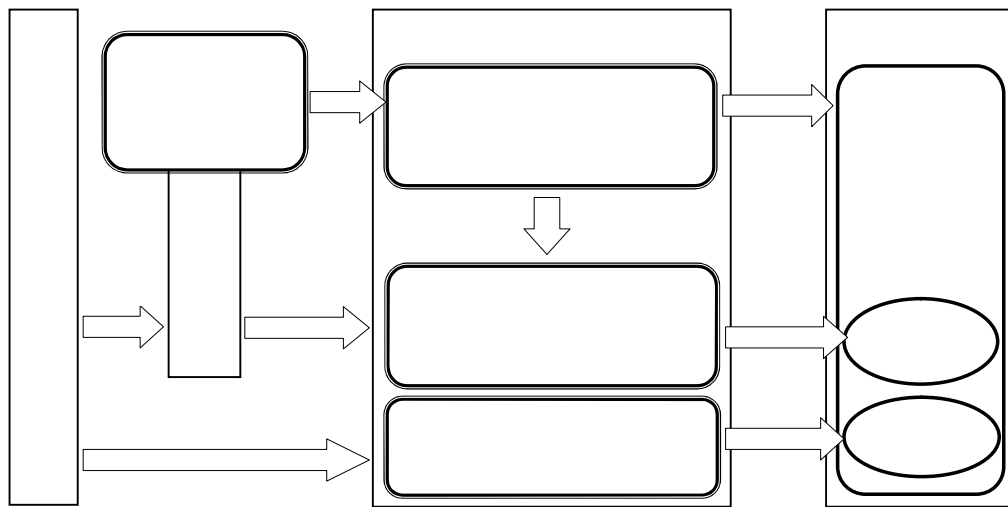
							21	
							21	
							21	

	H24	H25	H26	H27	H28	44,761
	8,668	3,830	3,830	0	0	16,328
	8,668	3,830	3,830			16,328
						0
						0
	3,640	1,552	1,552			6,744
	15,346	6,543	6,543			28,433

[Empty box]



[Empty box]



			H24	
			5,509	

26

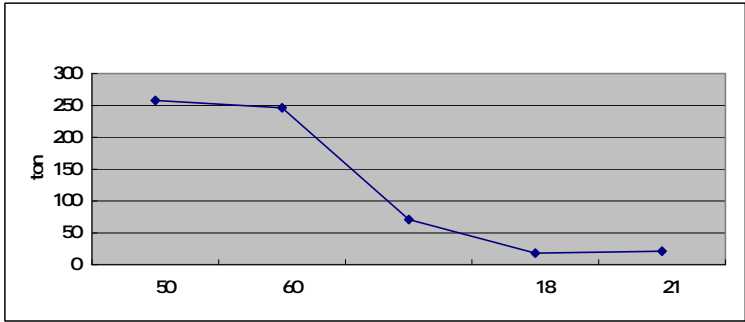
21

								21
								21
								21

24015

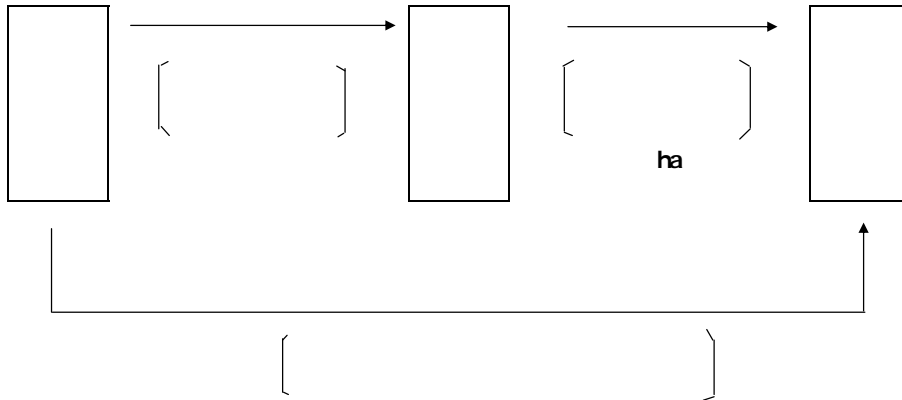
	H24
	8668
	8668
	3640
	15347

					H24		H26



JAPANWAX

[]



2,850
3,528

	H23	Cha	-	-	-	H26	5ha	

							36,359
	H24	H25	H26	H27	H28		
	6,378	2,912	2,273	0	0		11,563
	6,378	2,912	2,273				11,563
	0	0	0				0
	0	0	0				0
	2,126	1,967	1,788				5,881
	8,964	8,293	7,539				24,796

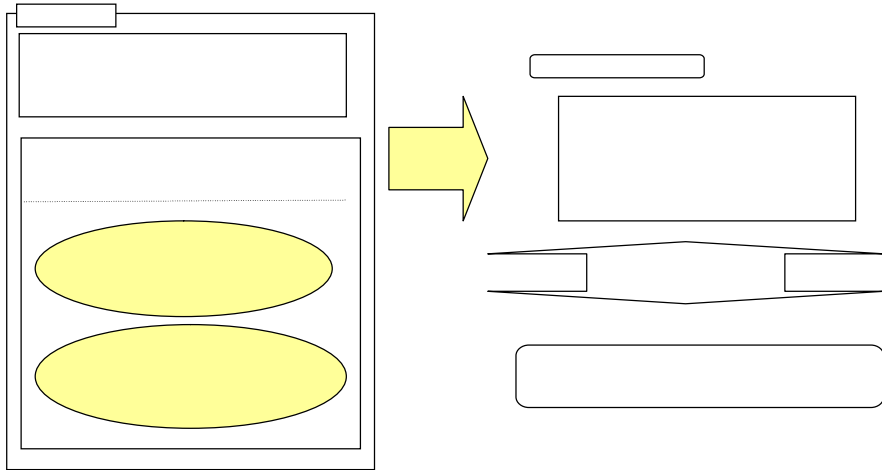
[]



H24; ha

H24; ha ha

[]



1,170
1,686

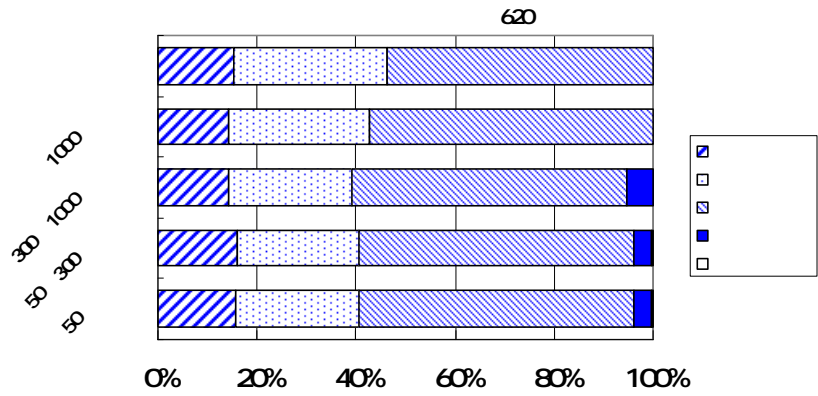
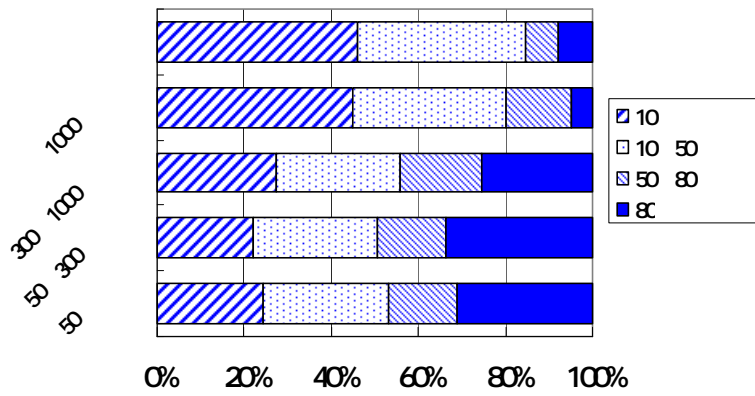
	H23	Cha	-	-	-	H26	5ha	

9552

	H24
	2856
	2856
	0
	0
	1,588
	6696

[Empty box]


(620)



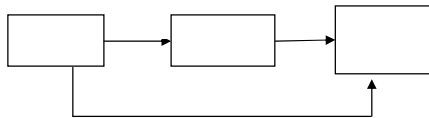
[Empty box]

[]

(1)



(2)



	H23	-	H26	30		H28	50	

	H24	H25	H26	H27	H28	242,880
	68,312	68,312	68,312	0	0	204,936
	68,312	68,312	68,312			204,936
						0
						0
	3,000	3,000	3,000			9,000
	12,648	12,648	12,648			37,944

1

2

3

[Empty rectangular box]

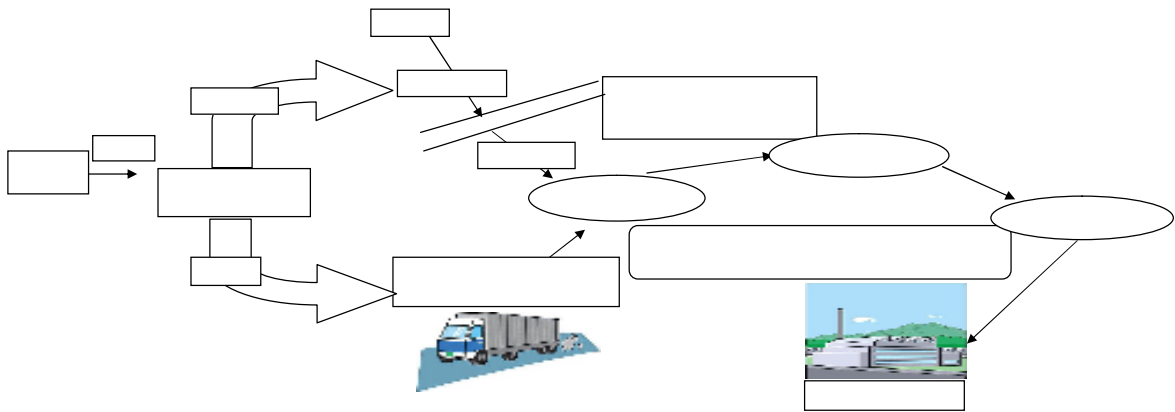
1

2

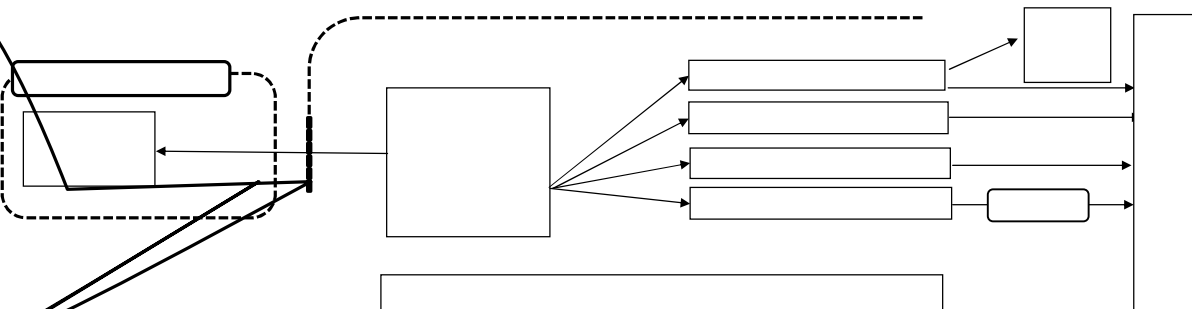
3

1

2



3



			H24	23	24	25	26
			717,855			→	

	H23	0				H26	1,800
	H23	0				H26	12
	H23	0				H26	12
	H23	115				H26	600

						232,623
	H24	H25	H26	H27	H28	
	63,931	63,931	33,131	0	0	160,993
	63,931	63,931	33,131			160,993
						0
						0
	6,608	6,558	3,824			16,990
	27,859	27,649	16,122			71,630

[Empty box]



()

24

()

					H24		H26

()

	H18	H19	H20	H21	H22
	29	30	18	5	14
	1,991	1,597	1,029	140	449
	3	2	1	1	3
	55	20	200	38	10
	6	5	1	2	
	1,650	1,470	200	850	
	6	4	2	2	4
	363	183	33	86	136
	44	41	22	10	21
	4,059	3,270	1,462	1,114	595

22

(22 10)

1		4,559		5,666
2		1,038		5,439
3		918		5,023
4		778		4,851
5		671		4,345
6		631		3,762
7		606		2,514
8		504		2,183
9		484		2,155
10		437		2,125

1		83.4%		68.1%
2		81.0%		66.7%
3		80.4%		66.7%
4		79.3%		65.6%
5		79.3%		65.1%
6		74.8%		58.7%
7		70.8%		57.8%
8		68.3%		55.1%
9		63.9%		53.9%
10		61.2%		44.9%
		75.1%		62.4%

10

[]

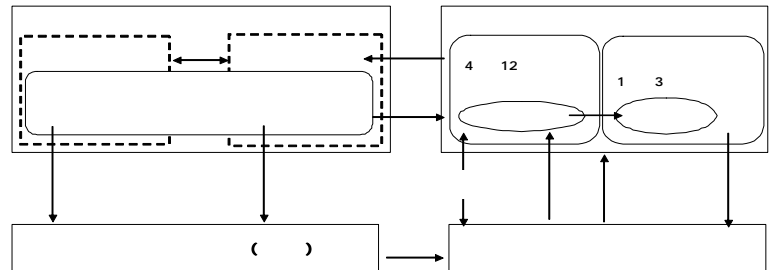
【表4】 製造業向け訓練科目の実績(H22)

校名	訓練科目	修了者	就職者	就業率
福 同	住宅建築科	24	10	79.8%
	ものづくり培 練科(デュアル)	14	12	85.7%
	3次元 CAD/CAM科	13	10	76.8%
戸 畑	機械科	16	15	93.8%
	溶接科	15	11	73.3%
小 竹	機械科	22	16	72.7%
	ものづくり鉄 工科(デュアル)	10	10	100.0%
	建築科	20	20	100.0%
久留米	メカトロニク ス科	16	15	93.8%
	建築科	17	11	64.7%
大牟田	機械技術科	24	22	91.7%
	溶接技術科	27	21	77.8%
田 川	左官科	30	24	80.0%
小 倉	左官科	24	22	91.7%
	住宅施工科	28	23	82.1%
合計	15科	300	250	83.3%

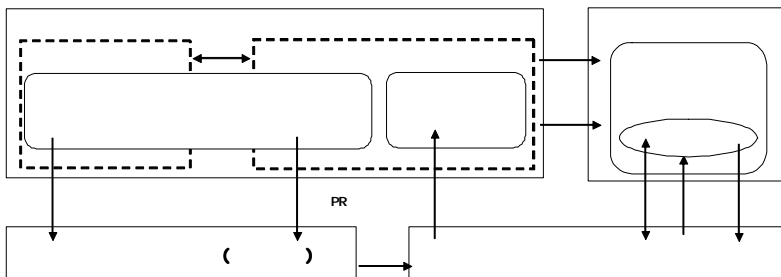
※ 修了者には中途退学者を含む。

※ 平成 22 年 12 月末現在

[]



IT



						H26		
						H26		

105,189

	H24	H25	H26	H27	H28	
	22010	22010	22010			66,030
	3110	3110	3110			9,330
	18900	18900	18900			56,700
						0
	30%	30%	30%			9,288
	13053	13053	13053			39,159

[]



[]

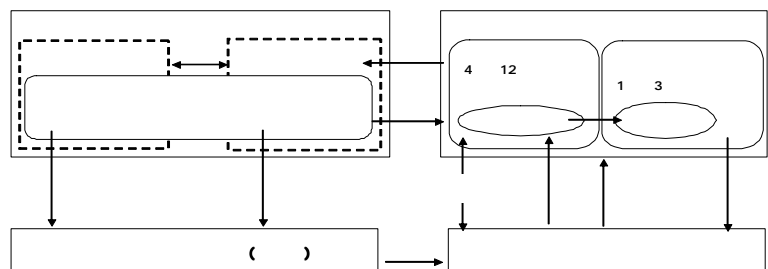
【表4】 製造業向け訓練科目の実績(H22)

校名	訓練科目	修業者	就業者	就業率
福岡	住宅建築科	24	18	75.0%
	ものづくり溶接科(デュアル)	14	12	85.7%
戸畑	3次元CAD/CAM科	13	10	76.9%
	模倣科	16	15	93.8%
	溶接科	15	11	73.3%
	模倣科	22	16	72.7%
小竹	ものづくり鉄工科(デュアル)	10	10	100.0%
	建築科	20	20	100.0%
久留米	メカトロニクス科	16	15	93.8%
	建築科	17	11	64.7%
大牟田	機械技術科	24	22	91.7%
	溶接技術科	27	21	77.8%
田川	左官科	30	24	80.0%
小倉	左官科	24	22	91.7%
小倉	住宅施工科	20	23	115.0%
合計	15科	300	250	83.3%

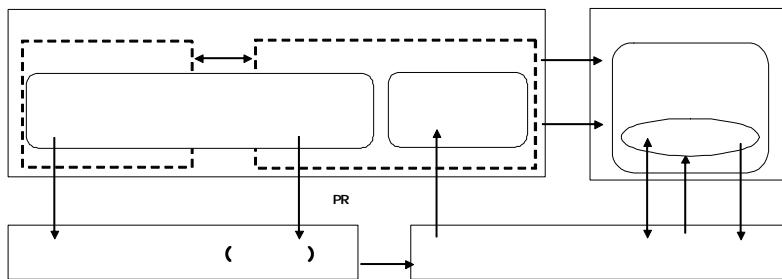
※ 修了者には中途就職者を含む。

※ 平成23年9月末現在

[]



IT



						H26		
						H26		

34,752

	H24
	21,699
	2,799
	18,900
	30%
	13,053

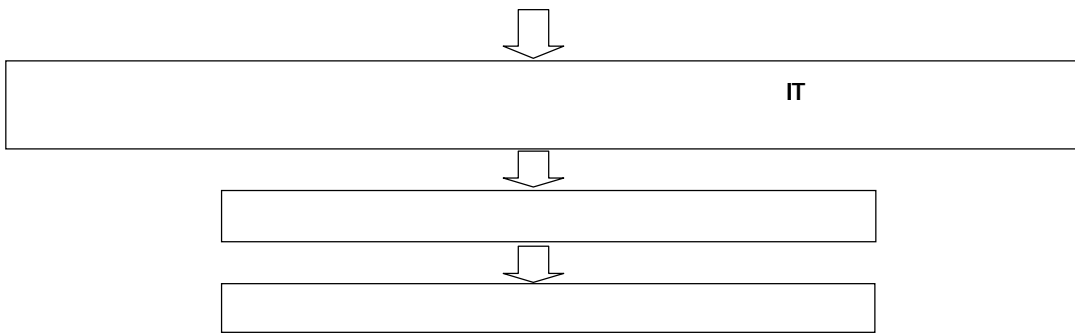
					H24		H26

[]

	14	11.7%	89	74.2%
	9	7.5%	94	78.3%
	5	4.2%	99	82.5%

23 5

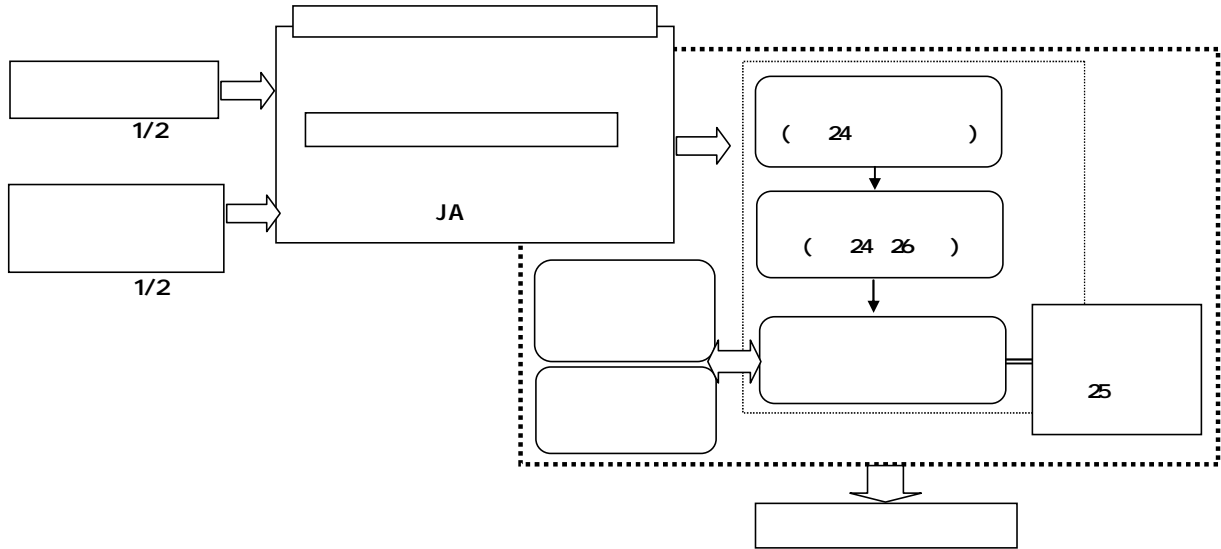
	29	7	5
		()	



[]

IT

[]



228
892

	H23					H24	100
	H23					H26	100
	H23		H26	40		H27	60

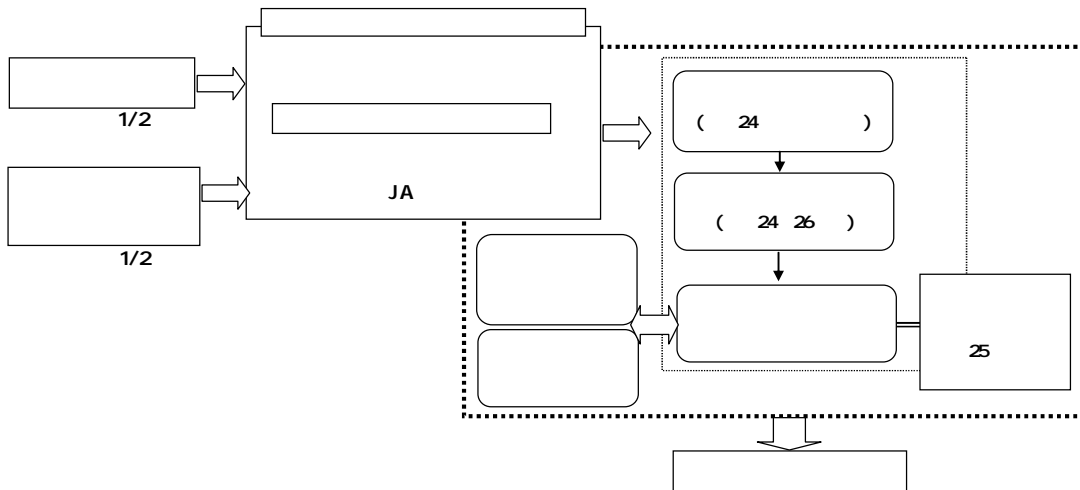
							18,385
	H24	H25	H26	H27	H28		
	1,645	1,645	1,645	1,645	0		6,580
	1,645	1,645	1,645	1,645			6,580
							0
							0
	800	800	800	400			2,800
	3,373	3,373	3,373	1,686			11,805

[]



PR

[]



	H23					H24	100	
	H23					H26	100	
	H23		H26	40		H27	60	

5018

	H24
	1,645
	1,645
	800
	3,373

					H24		H26

[Empty box]


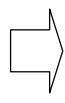
	H22	H22	%
	100,126		1000
	9,875		99
	3,765		38
	3,541		35
	2,569		26

23	%	
	97.4	53.3
	96.9	40.4
	96.5	31.7
	96.3	47.7
	98.2	37.5

(23

22								
	A	B	A	B	A	B	A	B
	-03	-22	-1.4	-05	00	27	-1.7	04
	-40	-87	-53	-61	-68	-64	-121	-100

22
A
B



[Empty box]

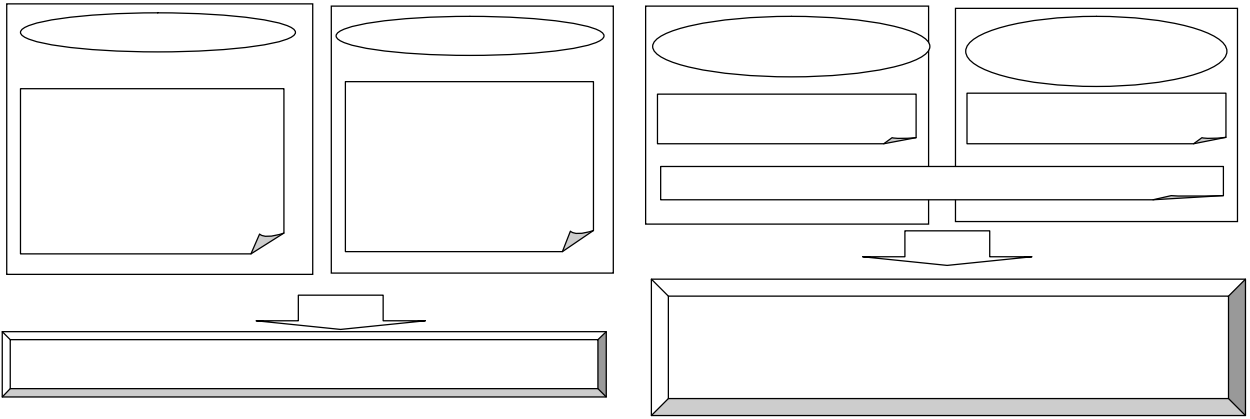
Web

1

3

PR

[]


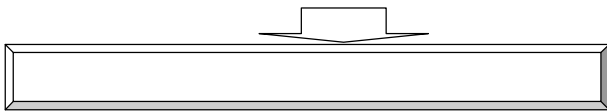
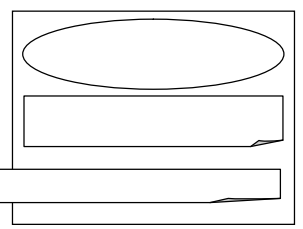
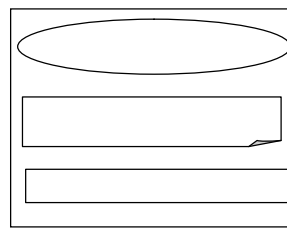





4,192
2,432
551

60 200 100
 3 180

		H21	3,209				H26	3,352	
		H23	-				H26	400	
		H23	-				H26	180	
								90	
							H26		
								90	
							H26		

							71,967
	H24	H25	H26	H27	H28		
	7,175	7,175	7,175	0	0		21,525
	7,175	7,175	7,175				21,525
							0
							0
	3,988	3,988	3,988				11,964
	16,814	16,814	16,814				50,442



4192
2432
551

60

200
3

100
180

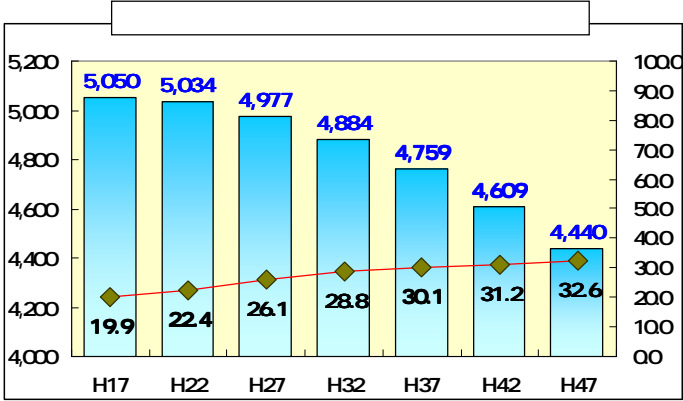
		H21	3209				H26	3352	
		H23	-				H26	400	
		H23	-				H26	180	
		-	-				H26	90	
		-	-				H26	90	

23989

	H24
	7,175
	7,175
	3988
	16814

					H24		H26


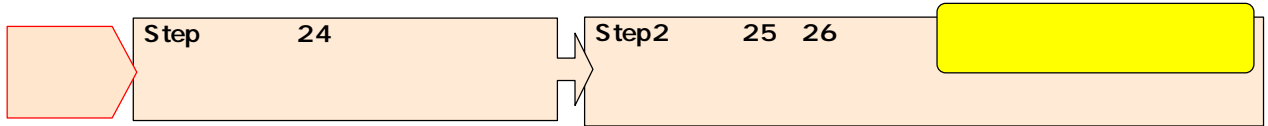
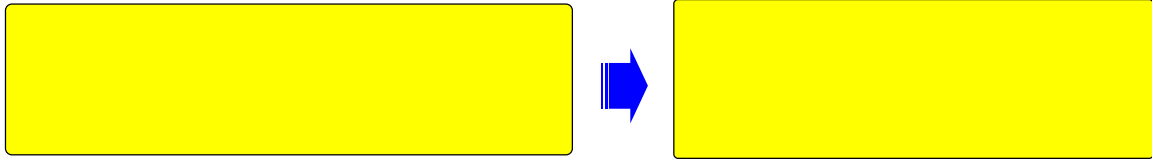
[Empty box]



[Empty box] 19 5



[Empty box]




			H23	

	H14				H26		
	H15				H26		
	H23	25,361			H26	25,326	

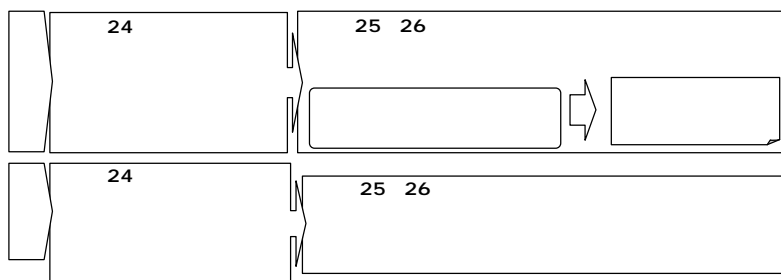
H26

						118,672
	H24	H25	H26	H27	H28	
	25,000	23,000	19,000	0	0	67,000
	25,000	23,000	19,000			67,000
						0
						0
	4,256	4,000	4,000			12,256
	17,944	16,864	16,864			51,672

[]



[]



	H14					H25	
	H15					H26	
	H23	25,361				H26	25,326

H26

75,350

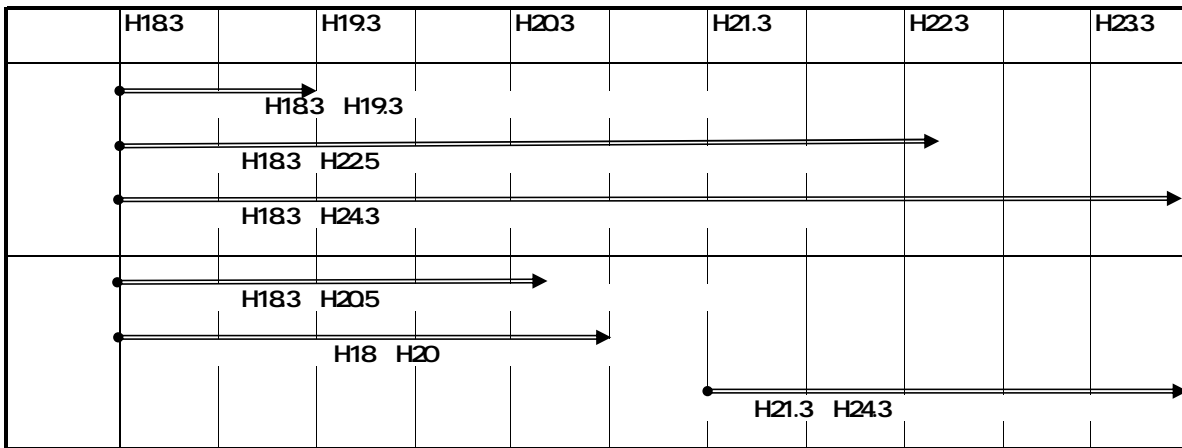
	H24
	57,406
	57,406
	4,256
	17,944

					H24		H26

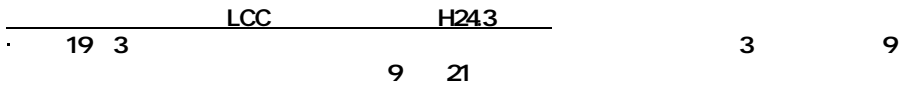
[]

H244

H183 H243

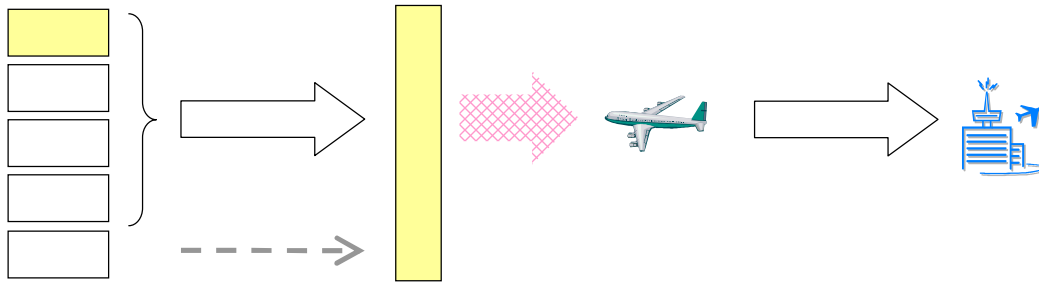


LowCost Carrier



LCC

[]

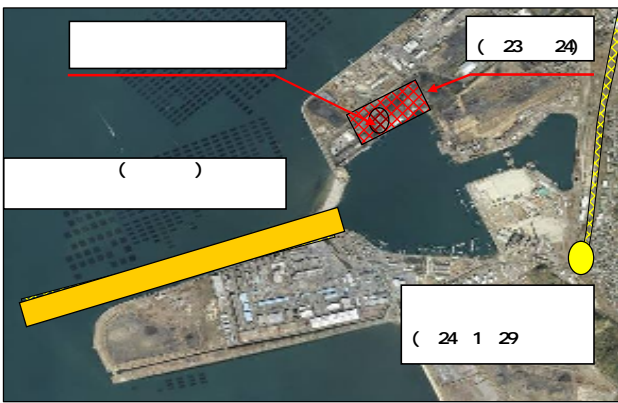


	H23					H26	1 2	1 2
H244					0			

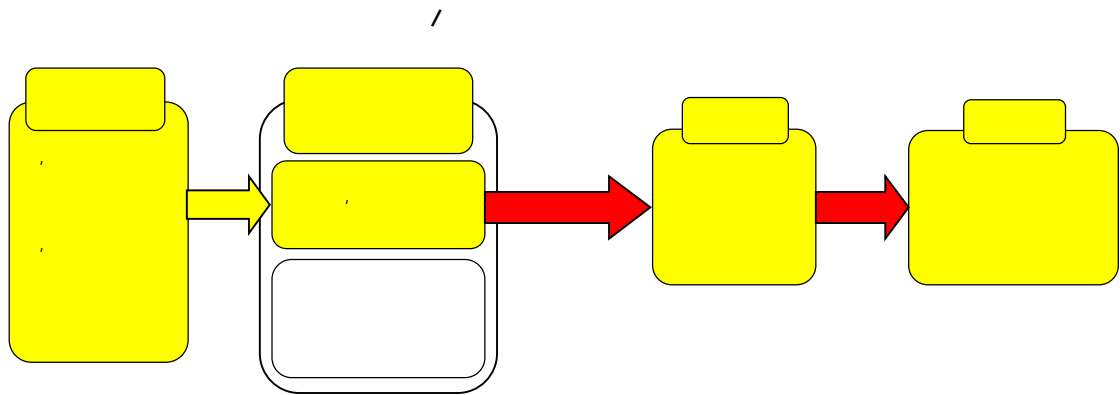
	H24	H25	H26	H27	H28	108000
	108000					108000
	108000					108000
						0
						0
						0
	0					0

H25

[]



[]




		11,000		19,400

2011.11

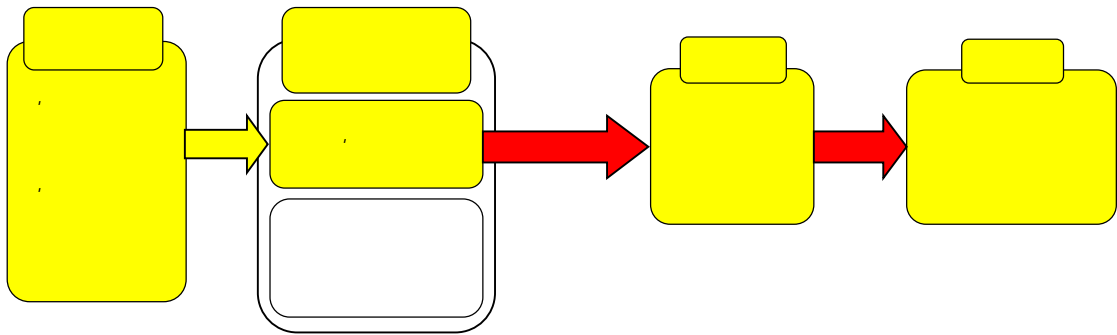
	H24	H25	H26	19,203
	4,600	4,600	4,600	13,800
	4,600	4,600	4,600	13,800
				0
				0
	427	427	427	1,281
	1,801	1,801	1,801	5,403

[Empty rectangular box]



[Empty rectangular box]

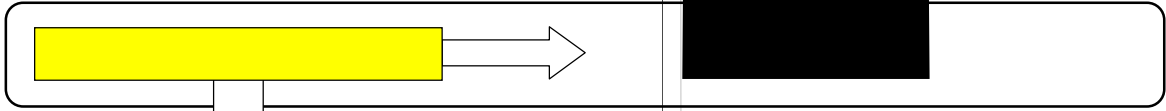
/



		15,427		19,400

	1,801
	H24
	4093
	4093
	427
	1,801

[Redacted]



90% 4




	H23	83%				26	90%	

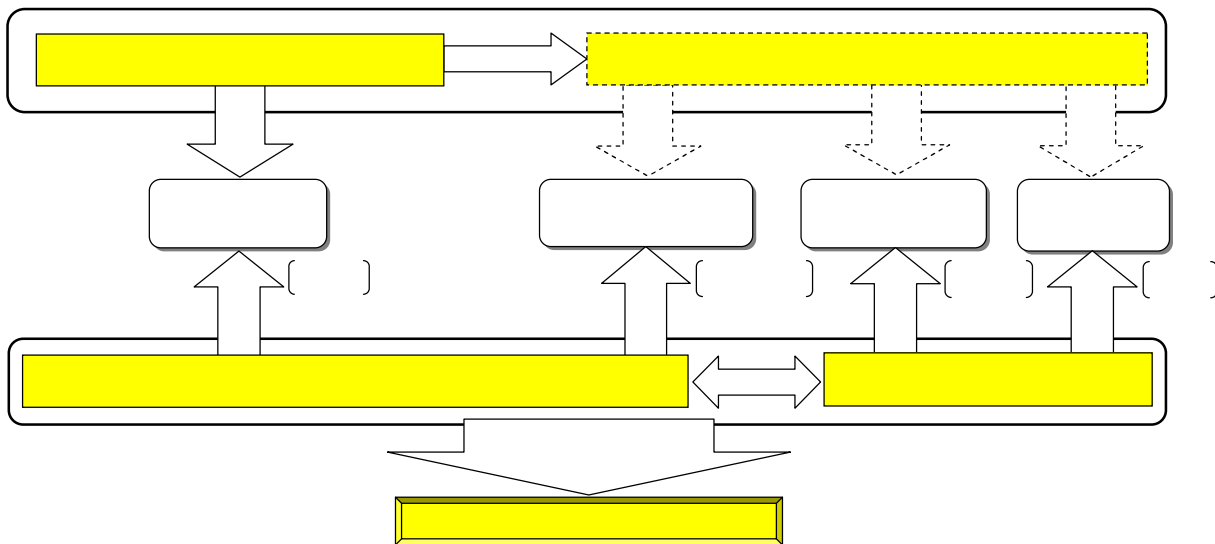
							103,395
	H24	H25	H26	H27	H28		
	27,087	27,087	27,087	0	0		81,261
	27,087	27,087	27,087				81,261
							0
							0
	1,750	1,750	1,750				5,250
	7,378	7,378	7,378				22,134

15,000,000 (P\$-3.1.865)

[]



[]



	H23	83%				26	90%

53,157

	H24
	42,090
	42,090
	2,625
	11,067

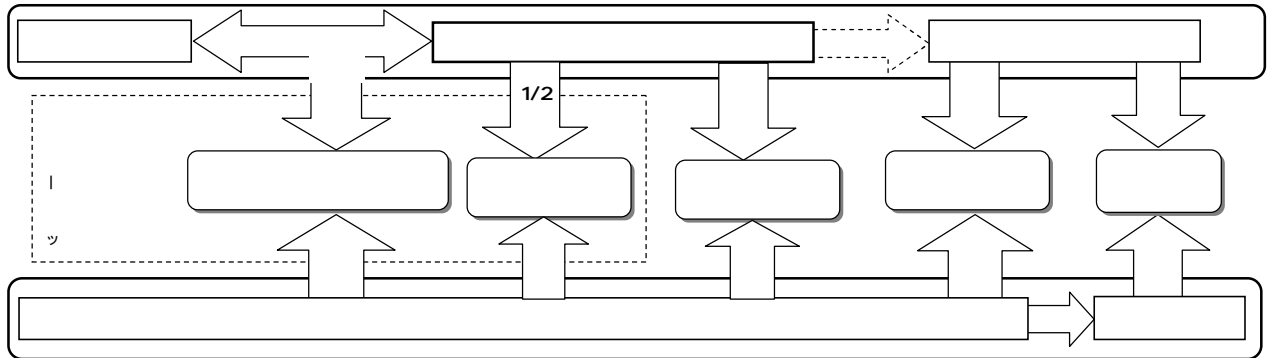
	0			
H23				
H23				
H23	0		4 60	
				80,472
H24			H28	
16,834	16,834		0	
16,834		5,938		56,440
				0
1,750	1,750			24,032

H23	0			H26	525
H23	0			H26	23
H23	513	H26	1,000	H27	1,200
H23	0	H26	3 45	H27	4 60

H24
16,834
16,834

1,750
7,378


Blank box



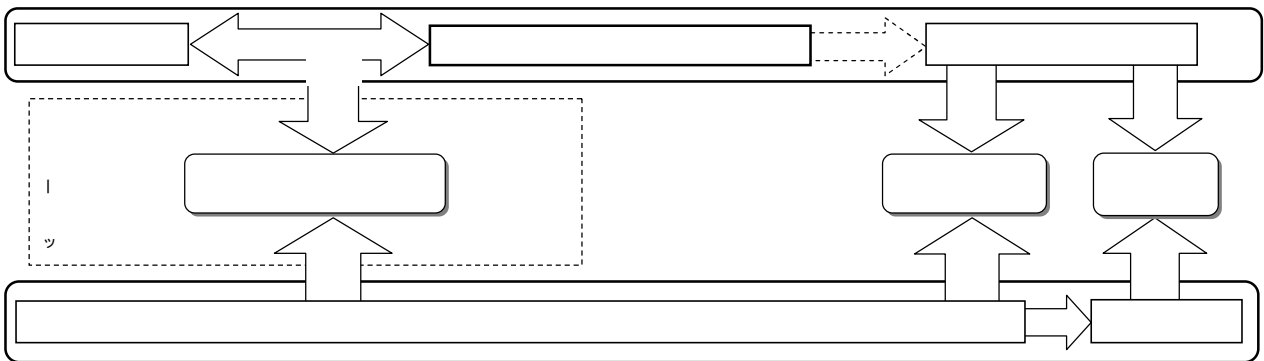
	H23	3 15%				H26	20 100%
	H23	1 5%				H26	9 45%

	H24	H25	H26	H27	H28	98951
	30960	30960	30960	0	0	92880
	30960	30960	30960			92880
						0
						0
	480	480	480			1,440
	2024	2024	2024			6071

[]



[]



2,081
11,966

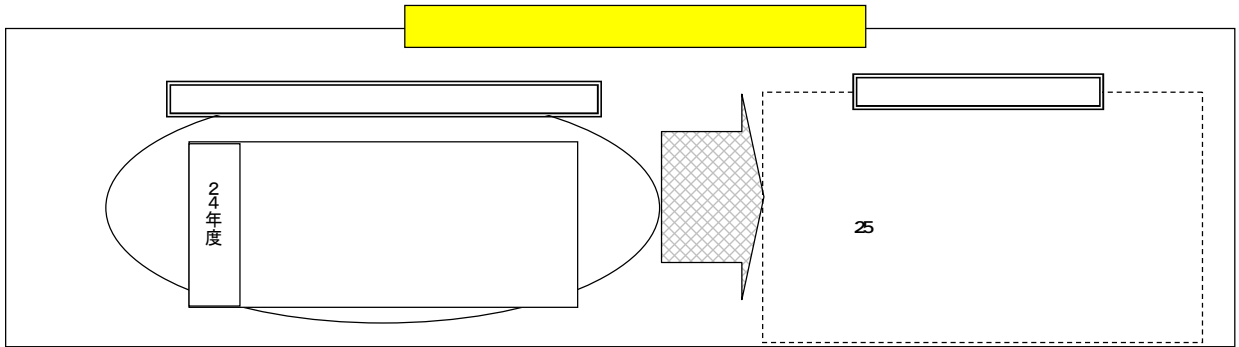
	H23	3 15%				H26	20 100%	
	H23	1 5%				H26	9 45%	

16,071

	H24
	14,047
	14,047
	480
	2,024

[]

>



24

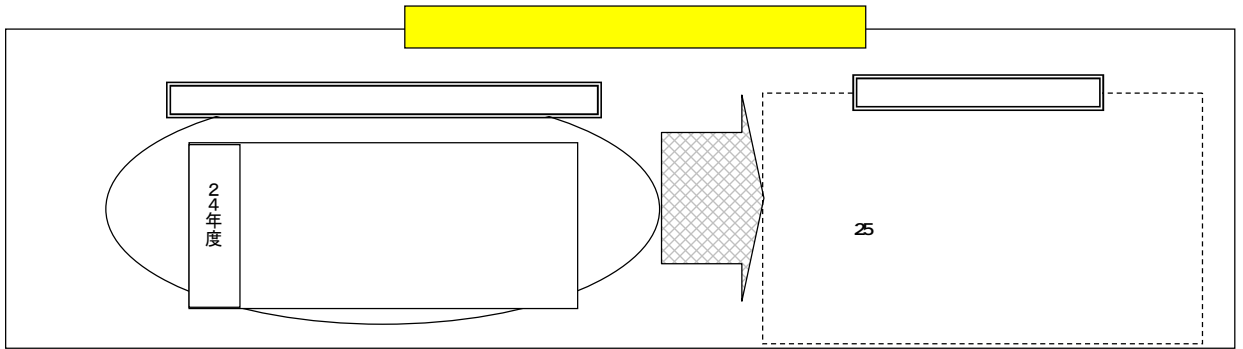
	H23	0				H24	
	H23	0				H25	

	H24	H25	H26	H27	H28	6126
	2000	2000	0	0	0	4000
	2000	2000				4000
						0
						0
	252	252				504
	1,063	1,063				2,126

[Empty box]



[Empty box]



267
1,560

24

	H23	0				H24	
	H23	0				H25	

2,889

	H24
	1,827
	1,827
	252
	1,062

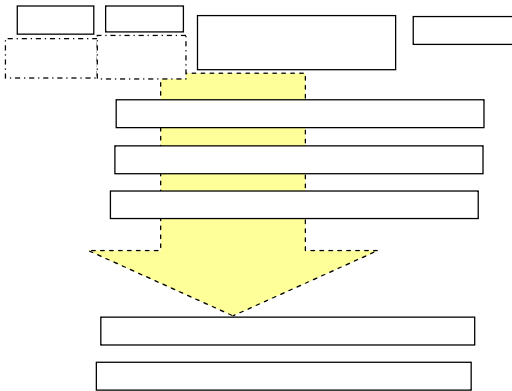
[]

km

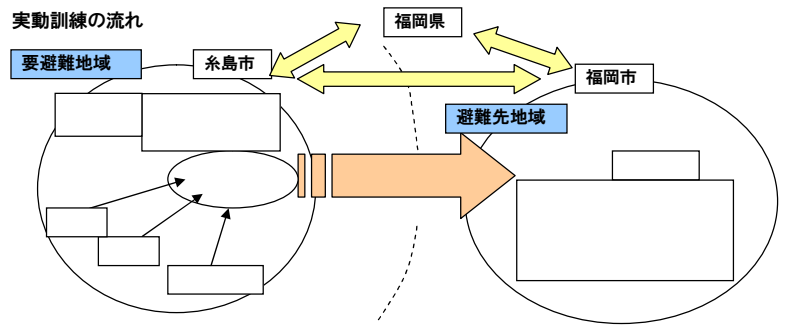
[]

[]

km



実動訓練の流れ



30km

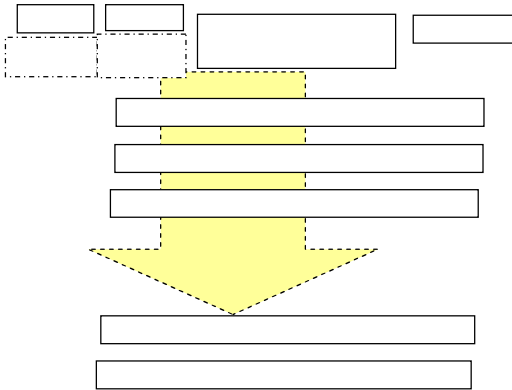
	H23	0	H26	3		H28	5	

						73815
	H24	H25	H26	H27	H28	
	6,331	6,331	6,331	6,331	6,331	31,655
	6,331	6,331	6,331	6,331	6,331	31,655
						0
						0
	2,000	2,000	2,000	2,000	2,000	10,000
	8,432	8,432	8,432	8,432	8,432	42,160

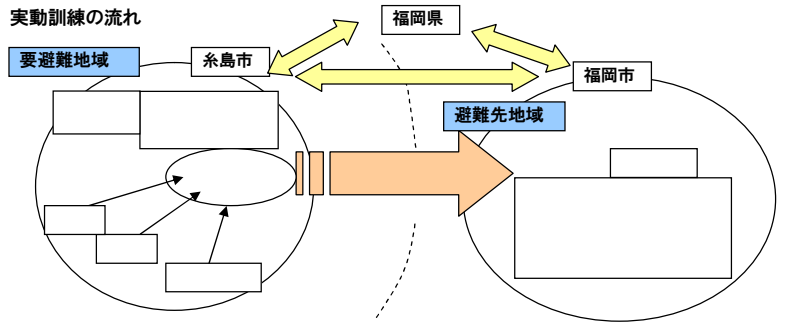
[]



[]



実動訓練の流れ



30km

	H23	0	H26	3		H28	5	

14763

	H24
	6331
	6331
	2000
	8432

					H24		H26

□

23 3

(6)

()

23

環境放射能水準調査にかかるモニタリング頻度

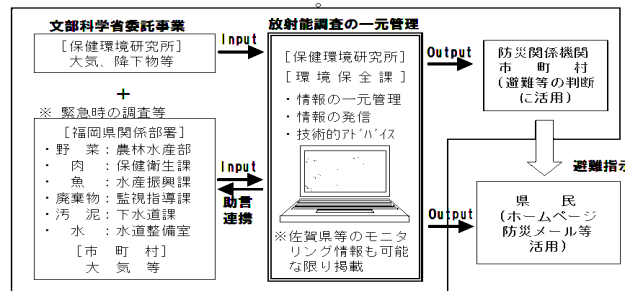
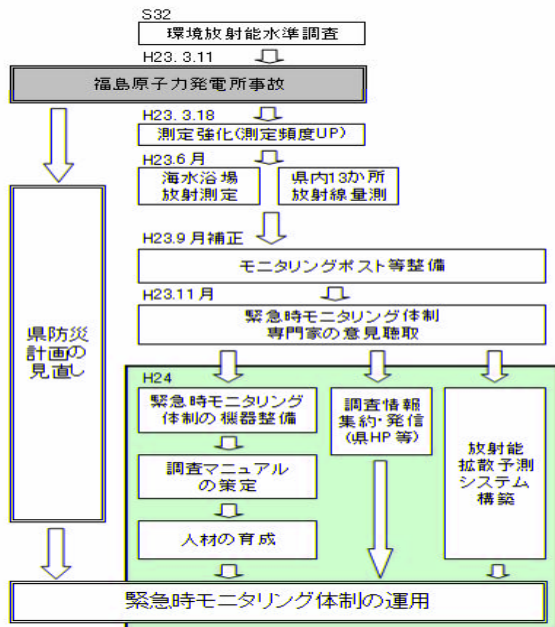
		従前		震災後	
		測定頻度	公表	測定頻度	公表
空間放射線量率	モニタリングポスト(屋上)	毎時	年間分を取りまとめ文科省がHPIに掲載	毎時	毎日
	サーベイメータ(1m)	—		毎日※	
放射能濃度	降下物	月1回	年間分を取りまとめ文科省がHPIに掲載	毎日	毎日
	上水(蛇口水)	年1回			

※サーベイメータ(1m)は6月13日から測定

SPEEDI EPZ (10

EPZ

□



			H23	
			4,749	

Nal							
	H23	0			H26	34	
	H23	0			H26	6	
()	H23	1			H26	7	

				127,083
	H24	H25	H26	
	97,144	6,421	6,421	109,986
	97,144	6,421	6,421	109,986
	2,649	703	703	4,055
	11,169	2,964	2,964	17,097

30

UPZ

UPZ

					H24		H26

□

全国に類を見ない厳しい暴力団情勢

23

	H19	H20	H21	H22	H23
	15	13	4	8	18
	0	1	2	0	5

暴力団を容認する土壌が未だに存在

	H22	H23
()	3	4
	8	19

全国初！暴力団排除教育の実施

23

	330	154	484
	108,981	96,743	205,724

□

全国に類を見ない厳しい暴力団情勢

武器供給源・資金源対策の強化

暴力団を容認する土壌が未だに存在

改正暴力団排除条例の効果的活用

暴力団排除教育の継続的实施

□

武器供給源・資金源対策の強化


武器・資金源にターゲットを絞った検挙対策の強化

改正暴力団排除条例の効果的活用

改正暴力団排除条例を活用した新たな暴力団対策の推進

暴力団排除教育の継続的实施

総合的な暴力団排除教育の推進



武器・資金源にターゲットを絞った
検挙対策の強化

武器・資金

改正暴力団排除条例を活用した
新たな暴力団対策の推進

総合的な暴力団排除教育の推進

				1723	
				62,118	
				28,273	

129,955

				1724	
				73,292	
				73,292	
				13,440	
				56,668	

					24		26


[]

[]

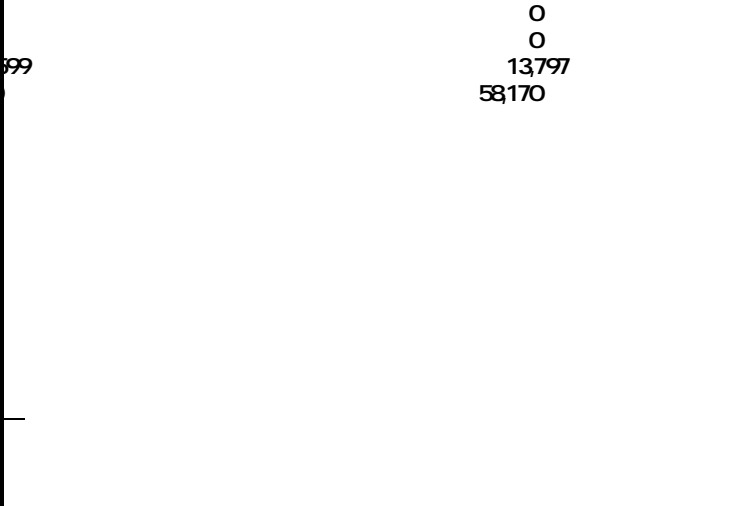
H23	65	1.29	485	9.62	716	1420	
H22	76	1.51	470	9.33	855	1697	
H2	84	1.67	355	7.06	1557	3094	
H20	122	2.43	385	7.65	1559	3099	

[]

[]



| 70000 |



899

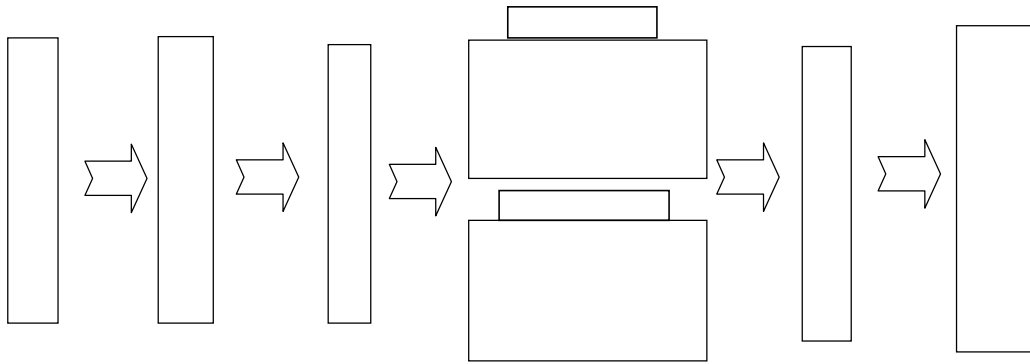
0
0
13,797
58,170



[]



[]



		73421	H	71000			70000

47,689

	H24
	28,299
	28,299
	4,599
	19,390

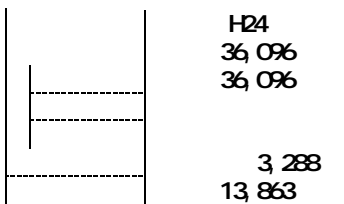
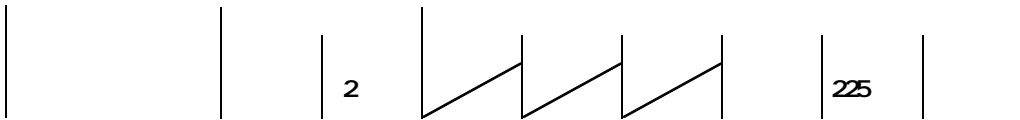
	225		107		Q 60%		
	2		0				

	19	20	21	22	23
	114984	134428	139329	141645	145644
	136406	500068	487195	522089	559635
	55966	69265	73170	77551	81611

[Empty box]

[Empty box]

[Empty box]



49,959

18	19	20	21	22	23
(4)	(5)	(5)	(4)	(1)	(2)
650	366	284	296	337	257
()					

OB

[Empty box]

		0	5,000			7,000	
		0	5,000			7,000	

	H24	H25	H26	H27	H28	93196
	70,430	0	0	0	0	70,430
	29,686					29,686
	40,744					40,744
	5,400					0
	22,766	0	0	0	0	22,766

[Empty rectangular box]



[Large empty rectangular box]

[Empty rectangular box]

		0	5000			7,000	
		0	5000			7,000	

93197

	H24
	70430
	29686
	40744
	5400
	22767

					H24		H26

(1)

(2)

(3)

[]

(1)

(2)

(3)

9,698
557
2,011

	H23	257	H26	193		H28	130

							107,045
	H24	H25	H26	H27	H28		
	12,266	12,266	12,266	0	0		36,798
	12,266	12,266	12,266				36,798
	0	0	0				0
	0	0	0				0
	5,554	5,554	5,554				16,662
	23,416	23,416	23,416	0	0		70,247

[]



[]

(1)

(2)

(3)

4953
557
279

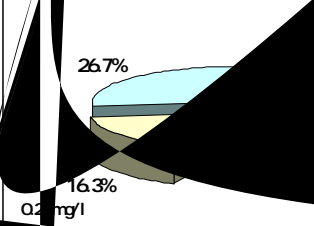
	H23	257	H26	193		H28	130	


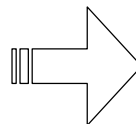
14710

	H24
	5789
	5789
	0
	0
	2116
	8921

H26

平成


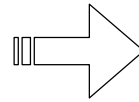





			H24						
			29,686						→

	H23	257				H28	130	
	H22	170				H27	120	

								202,835
	H24	H25	H26	H27	H28			
	23,345	10,518	10,518	0	0			44,381
	18,086	5,259	5,259					28,604
	5,259	5,259	5,259					15,777
								0
	12,528	12,528	12,528					37,584
	52,818	52,818	52,818					158,454



			H24						
			29,686						→

	H23	257				H28	130	
	H22	170				H27	120	

76163

	H24
	23,345
	18,086
	5,259
	12,528
	52,818

	(H24		H26

A 23 3

B 23 4
 10

A

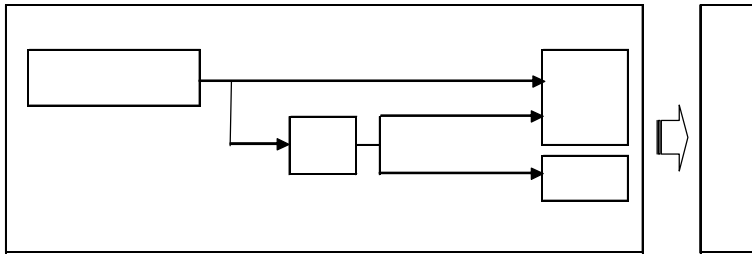
B

A

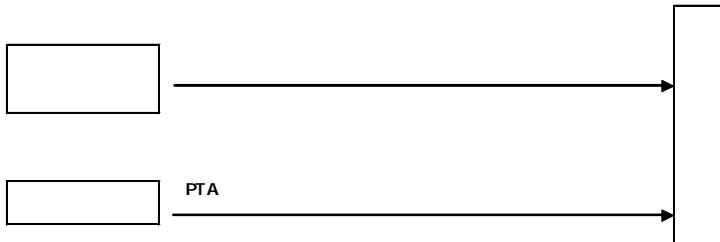
B

[]

A



B



	H23	12	H26	18		H28	36	

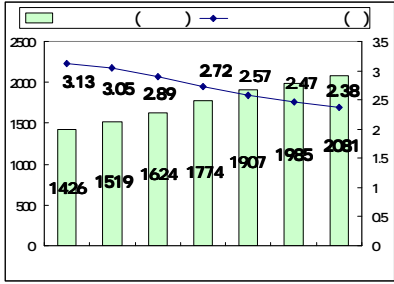

	H24	H25	H26	H27	H28	32,532
	5,995	5,995	5,995	0	0	17,985
	5,995	5,995	5,995			17,985
						0
						0
	1,150	1,150	1,150			3,450
	4,849	4,849	4,849			14,547

A

B

					H24		H26
		70					

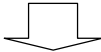
[]



	24.9%
	57.6%
	7.7%
	9.8%

31.1%
28.9%
(20)

[]



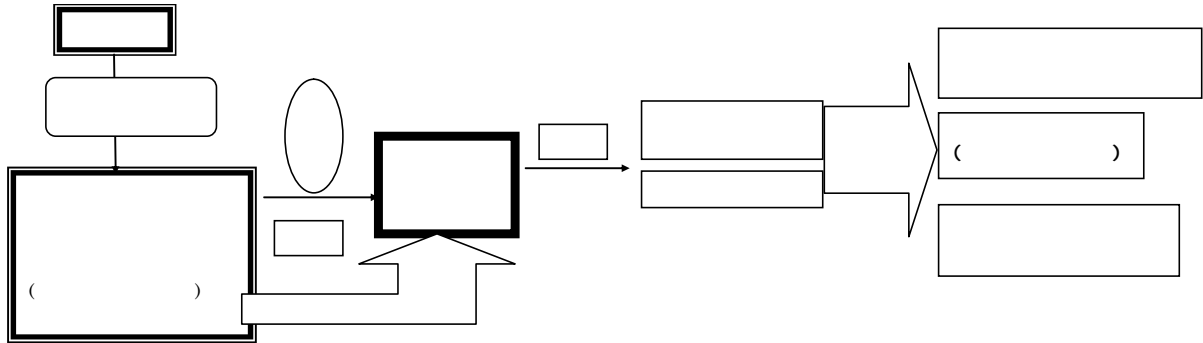
[]

[]

1

2

[]




5,899
4,506
7,389

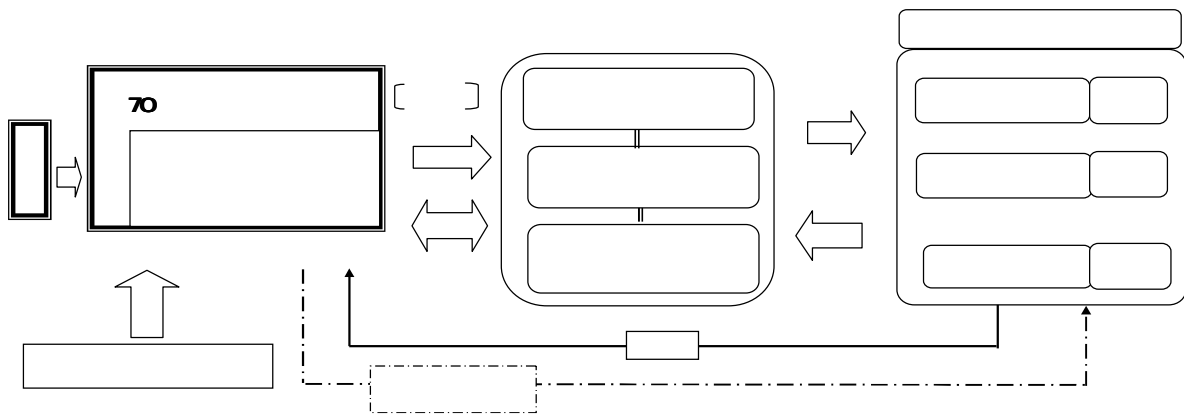
	H23	0				H26	1,200	

	H24	H25	H26	H27	H28	66,738
	17,794	17,794	17,794	0	0	53,382
	17,794	17,794	17,794			53,382
						0
						0
	1,056	1,056	1,056			3,168
	4,452	4,452	4,452			13,356

[]



[]



5,839
 382
 7,050

89

	H23	0				H26	1,200	

17,723

	H24
	13,271
	13,271
	1,056
	4,452

					H24		H26


[]

18

1980

[]


[]




35,800
1,686
389
2,522

	H24	H25	H26	H27	H28	134419
	40,397	37,638	37,638	0	0	115,673
	38,027	37,638	37,638			113,303
						0
	2,370	0	0	0	0	2,370
	2,570	938	938			4,446
	10,836	3,955	3,955	0	0	18,746

[Empty box]



[Empty box]



18761

	H24
	12,597

	12,597
	1,462

	6,164

					H24		H26

[]

		17	27	37
		2 576	3 378	3 635
		169	250	323
		97.4	130.1	143.3
		9.6	14.2	18.3

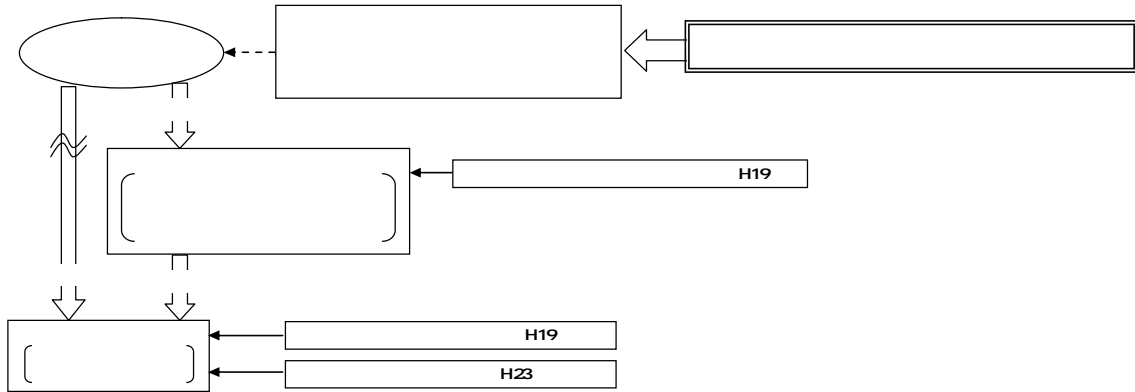
H15.6

H21.1

			a	b	a	b	
	1.3	1.8	5.3	27.5	54.5	55.2	70.6

[]

[]



2 117

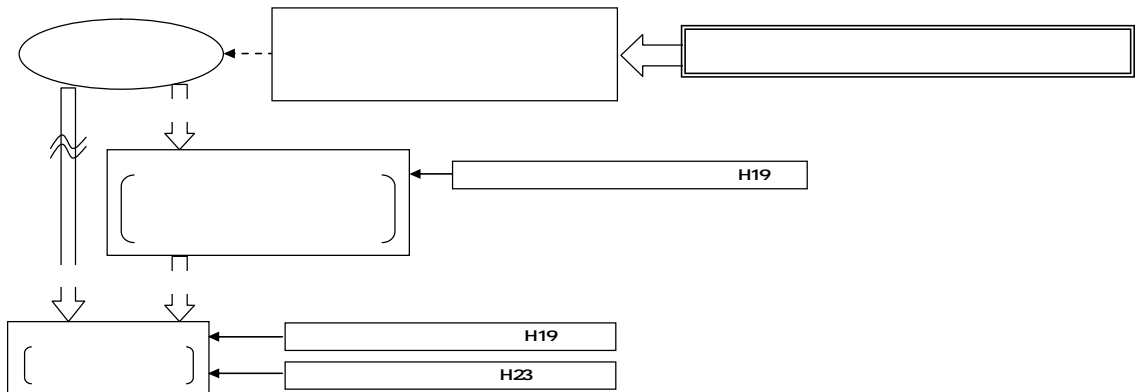
	H23	0	H26	1,200		H29	2,400

	H24	H25	H26	15,711
	2,117	2,117	2,117	6,351
	2,117	2,117	2,117	6,351
	0	0	0	0
	0	0	0	0
	740	740	740	2,220
	3,120	3,120	3,120	9,360

[]



[]



	H23	0	H26	1,200		H29	2,400

5,123

	H24
	2003
	0
	0
	2003
	740
	3120

[]

24 11 11

15

		H23					H26	80

83,868

	H24	H25	H26	H27	H28	
	15,308	15,308	15,308	0	0	45,924
	15,308	15,308	15,308			45,924
						0
						0
	3,000	3,000	3,000			9,000
	12,648	12,648	12,648	0	0	37,944

[]



[]

[]

		H23					H26	80

20,915

	H24
	8,267
	8,267
	3,000
	12,648

					H24		H26

[]

[]




[]

[]

| |

	H22	
	H22	87.6%
	H22	92.1%

H26	100%
H26	100%
H26	100%

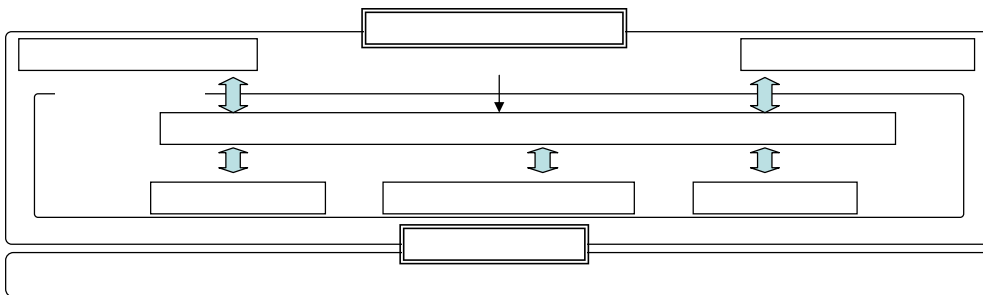


H24	H25	H26	H27	H28	
22,515	22,515	22,515	0	0	82,116
22,515	22,515	22,515			67,545
					67,545
					0
					0
1,152	1,152	1,152			3,456
4,857	4,857	4,857			14,571

[]



[]



	H23	0				H26	108	
	H23	0				H26	9	

9,344

	H24
	5,499
	5,499
	912
	3,845

23917 24101


	41.6
	33.3
	31.6
610	

2,211
3,676
2,546

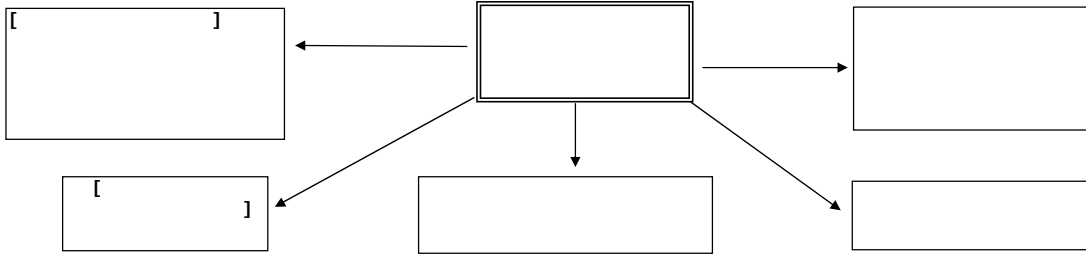
H24	H25	H26	H27	23,321	3,986	8,423	206,109
8,433	8,433	8,433	3,986	3,986	3,986	8,423	8,423
							33,271

37,072

[]



[]



1,441
3,676
2,246

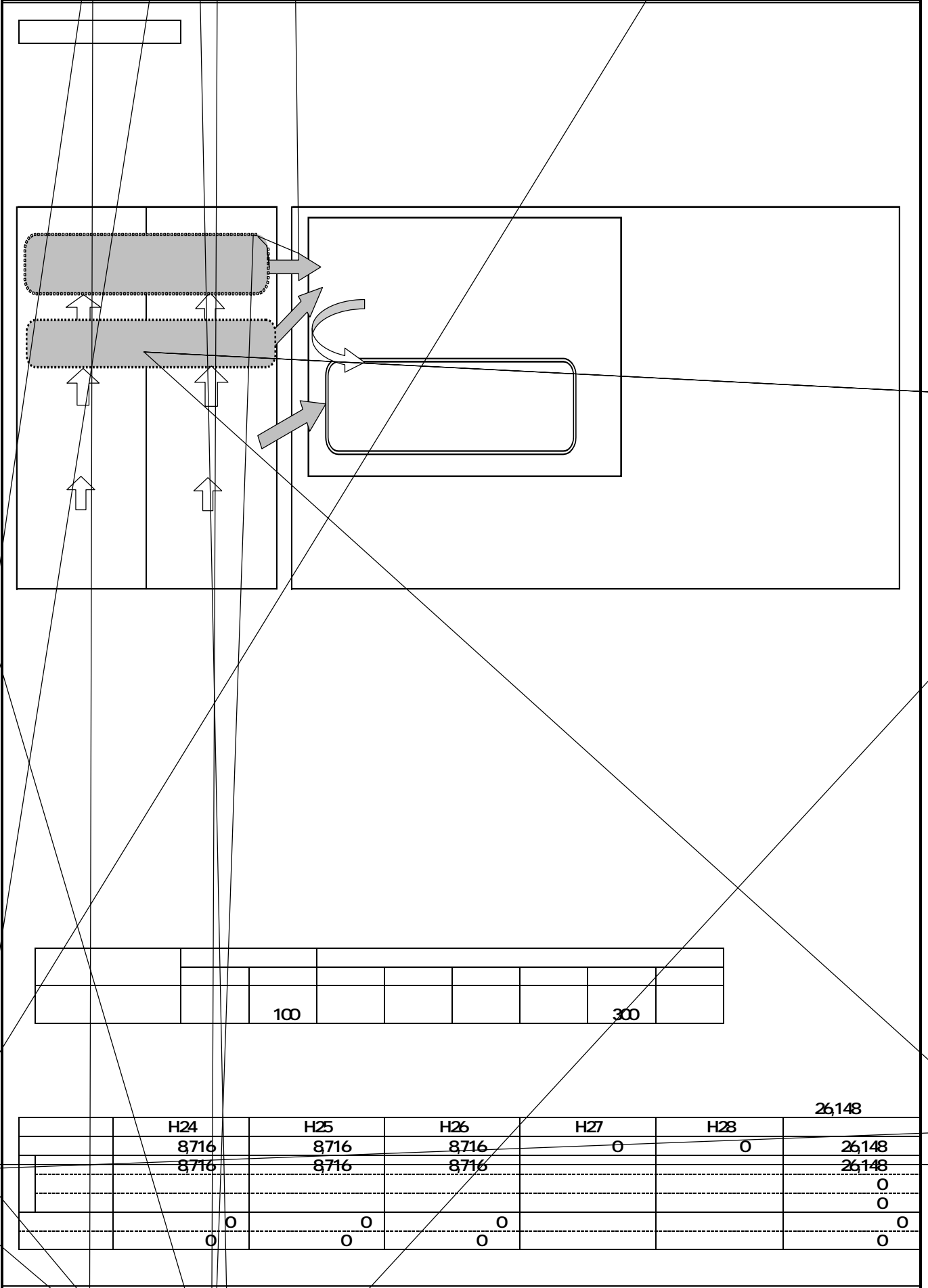
32,992

	H24
	7,363
	5,036
	2,327
	6,079
	25,629

|

|

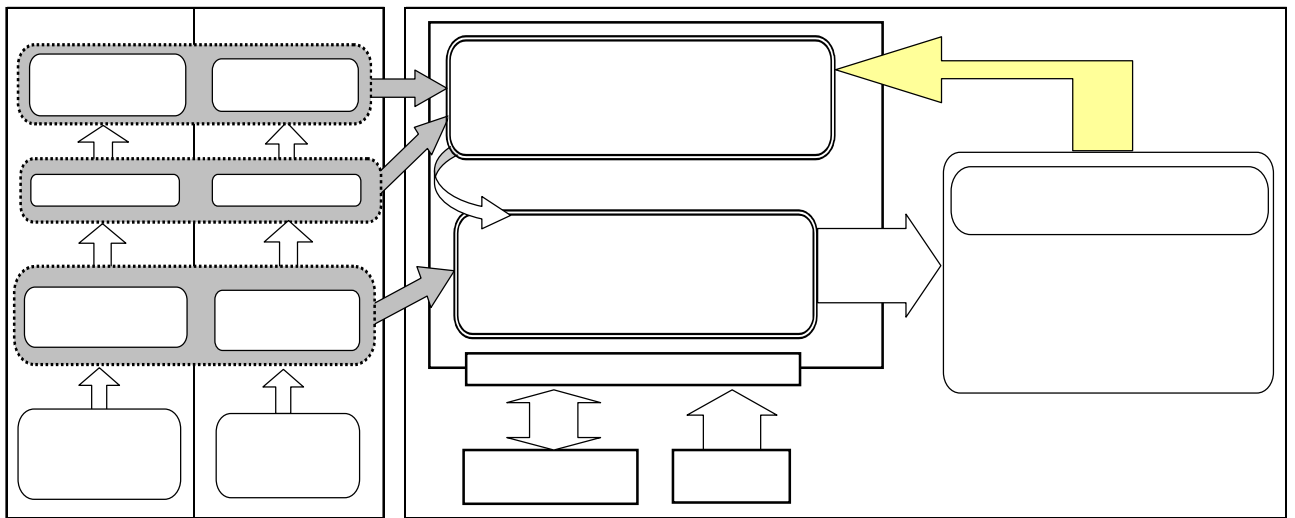
|



		100					300	

	H24	H25	H26	H27	H28	26,148
	8716	8716	8716	0	0	26,148
	8716	8716	8716			26,148
						0
						0
	0	0	0			0
	0	0	0			0



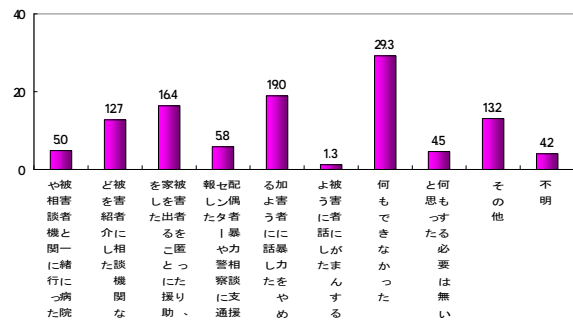
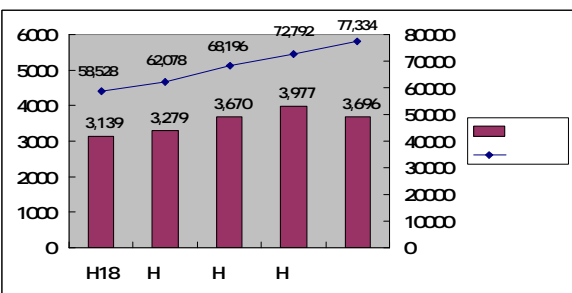


		100					300	

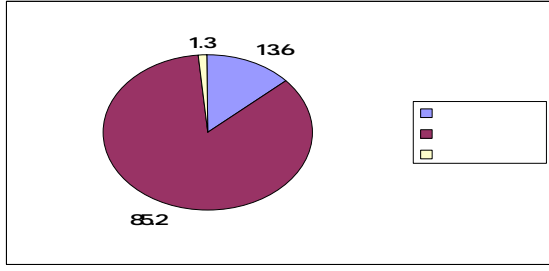
8716

	H24
	8716
	8716
	0
	0

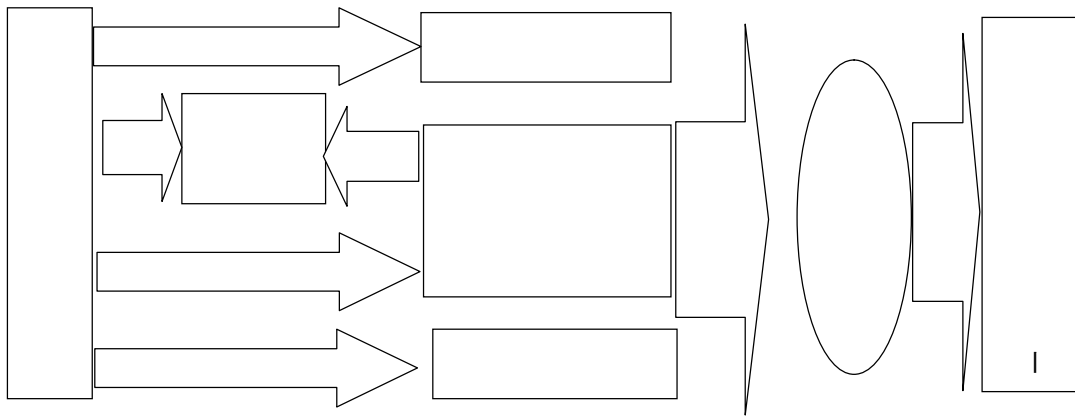
[Empty box]



(22)



[Empty box]



		29%					60%

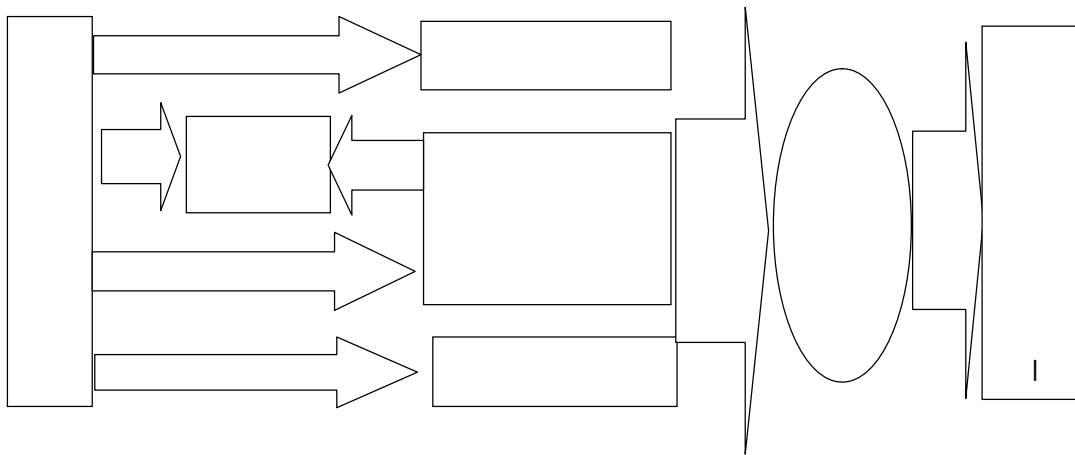
	H24	H25	H26	H27	H28	17,364
	2103	2103	2103	0	0	6,309
	2103	2103	2103			6,309
						0
						0
	874	874	874			2,622
	3685	3685	3685			11,055

[Empty rectangular box]



[Large empty rectangular box]

[Empty rectangular box]

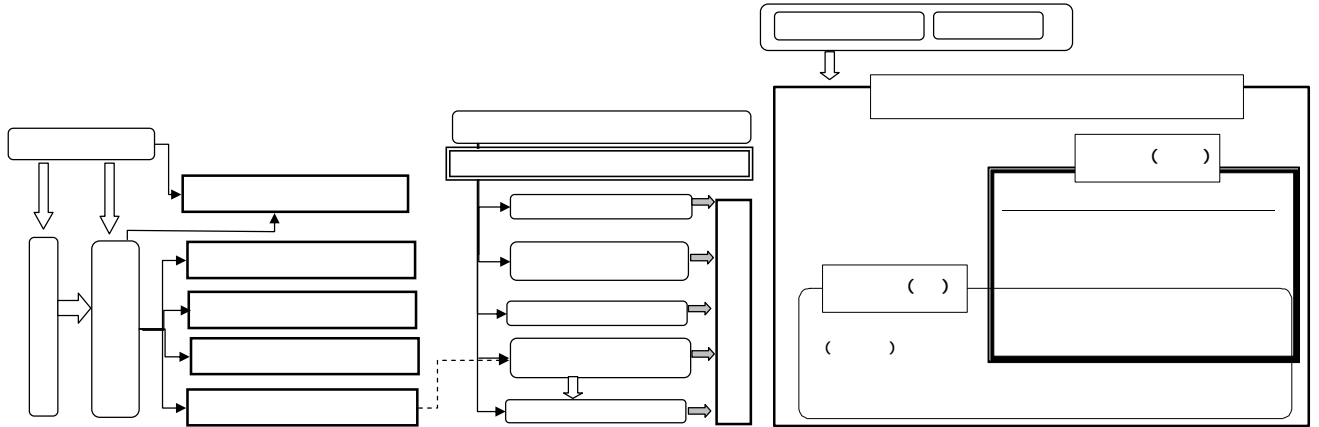


		29%					60%	

5,788

	H24
	2103
	2103
	874
	3685

[]



			23	
			14,854	
			926	

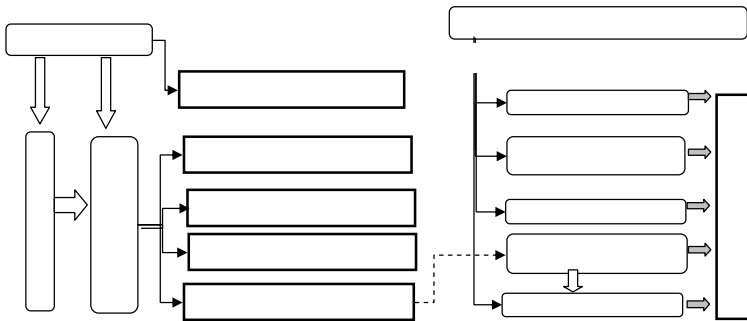
	H22	161	H26	2000		H28	3000

							30,798
	H24	H25	H26	H27	H28		
	2,727	2,727	2,727	0	0		8,181
	1,228	2,727	2,727				6,682
	1,499						1,499
							0
	1,788	1,788	1,788				5,364
	7,539	7,539	7,539				22,617

[Empty box]



[Empty box]

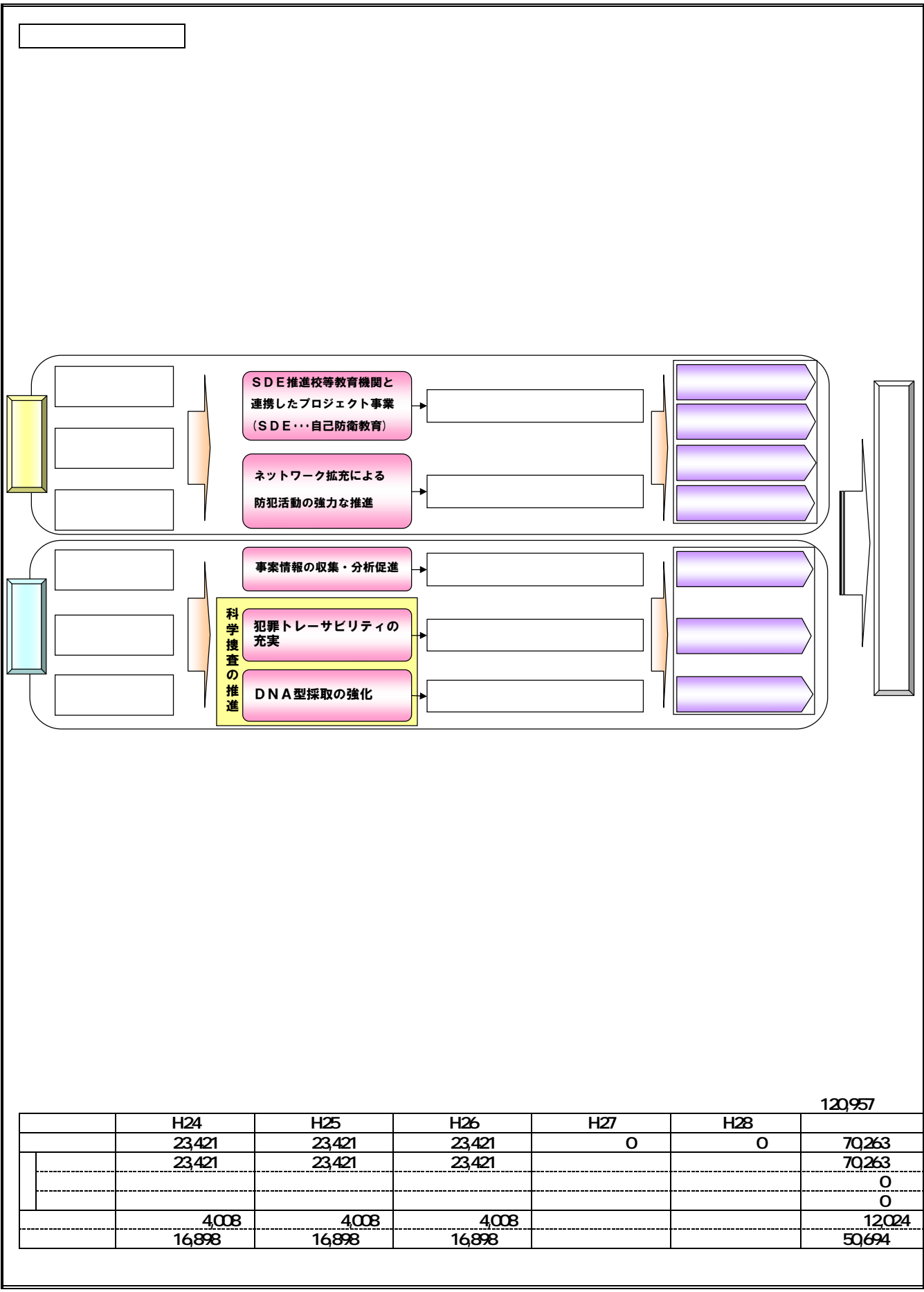


			24	
			14,854	

	H22	161	H26	2000		H28	3000

10,266

	H24
	2,727
	1,228
	1,499
	1,788
	7,539

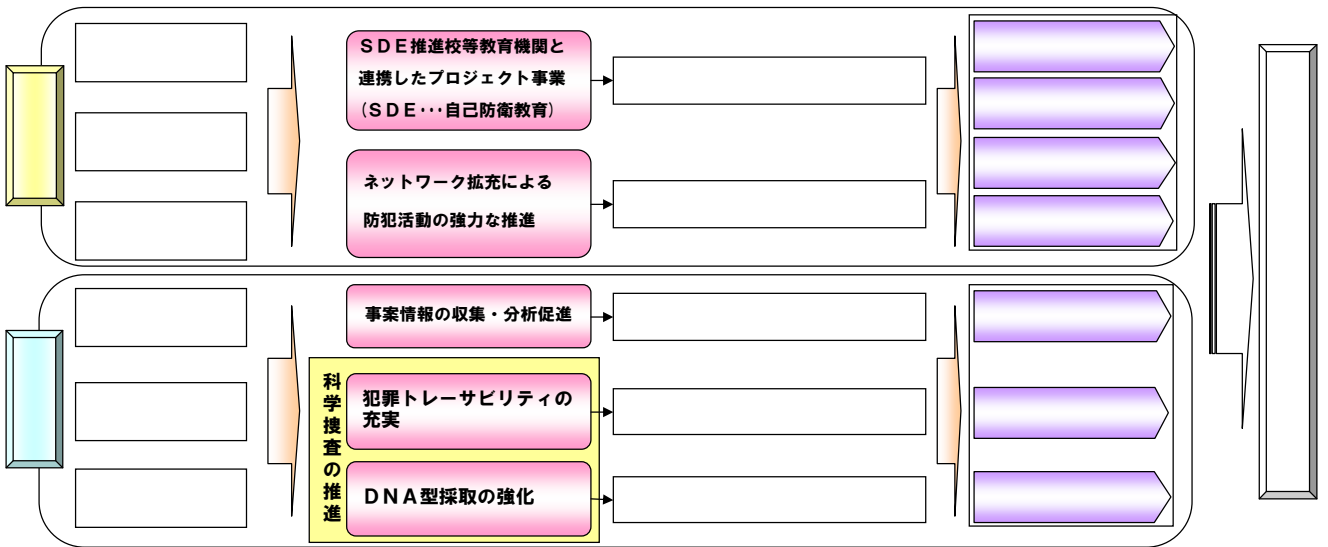


	H24	H25	H26	H27	H28	120,957
	23,421	23,421	23,421	0	0	70,263
	23,421	23,421	23,421			70,263
						0
						0
	4,008	4,008	4,008			12,024
	16,898	16,898	16,898			50,694

[Blank box]



[Blank box]



	H24
	23,421
	23,421
	4,008
	16,898

4Q319

					H24		H26

[]

17 15 16 1.25 22 22 1.44
 43,421 46,818 40
 18 3

	17	18	19	20	21	22
	1.26	1.30	1.34	1.37	1.37	1.44
	43,421	45,304	46,393	46,695	46,084	46,818
	28,715	30,006	29,486	30,017	29,419	29,247
	29.4	29.5	29.7	29.8	29.9	30.1
	280	280	283	283	285	287

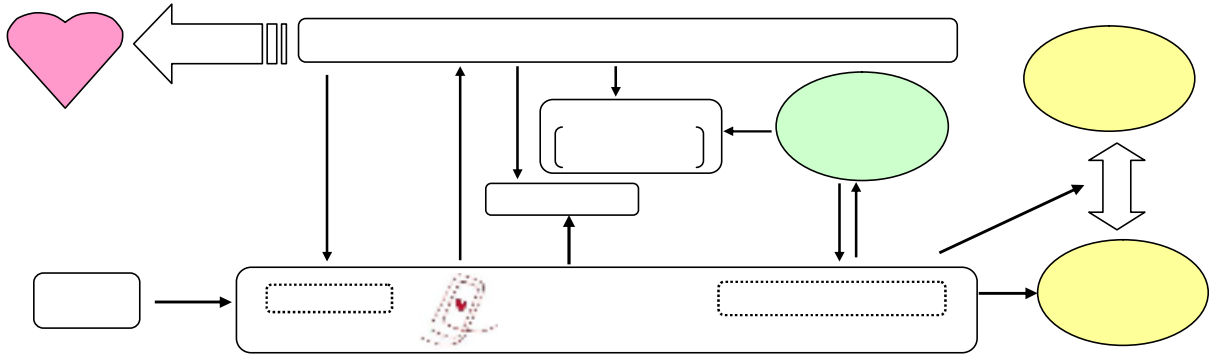
20
 57.3%
 139%(H15) 229%(H20)

17

	17	18	19	20	21	22	
	97	149	187	211	236	283	
	58	46	108	201	227	371	1,011
	852	1,497	3,540	5,036	7,142	10,421	28,490
	56	99	232	490	594	979	2,450
	(13.1%)	(13.2%)	(13.1%)	(19.5%)	(16.6%)	(18.8%)	(17.2%)

[]

[]



(5575)

(5323)

(677

(5144)

	H17 22				H26		
		163%				30%	
	H17 22				H23 26		
		150				300	

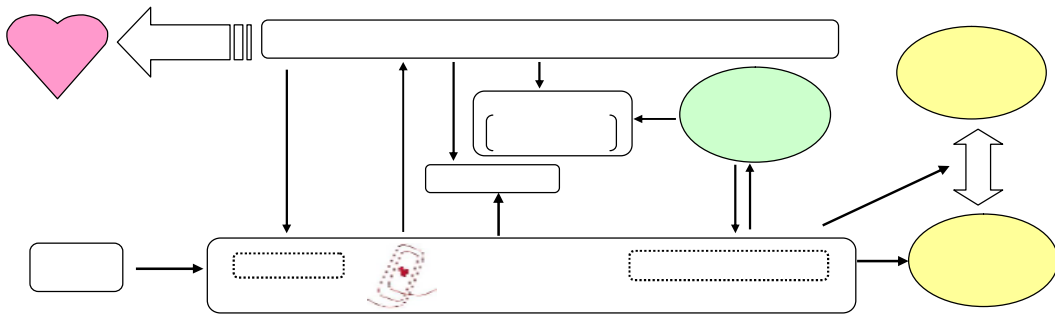
							50157
	H24	H25	H26	H27	H28		
	16719	16719	16719				50157
	16719	16719	16719				50157
							0
							0
							0
							0

[]



1

[]



5,555

677

() ()

5,308

	H17 22	163%				H26	30%	
	H17 22	150				H23 26	300	

17,240

	H24
	11,540
	11,540
	1,352
	5,700

					H24		H26

[]

H21.2

23 9 30

	631	819	1,029
	13	33	34
	644	852	1,063

4 1

	H21	H22	H23
	384	1,144	2,149
	175	619	898
	559	1,763	3,047

H22.10

H22.11

H23

H24

/

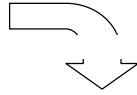
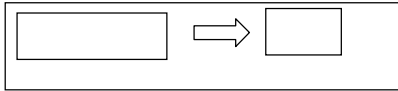
	39,000	27,000

[]

[]

23

1/2 ²⁴ 1/4 1/4



32 33

20

	0	1.2	3	4
	72,000	39,000	15,000	12,000

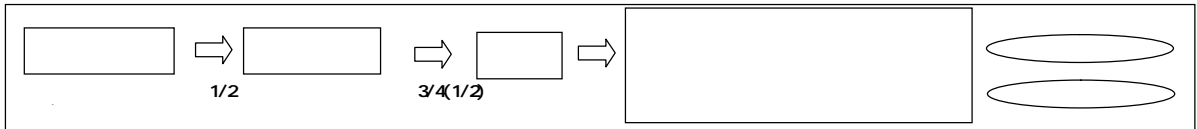
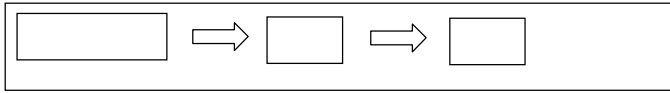
	H23	1,063	H26	0		H28	0	

							57,443
	H24	H25	H26	H27	H28		
	57,105	0	0	0	0		57,105
	57,105						57,105
							0
							0
	80						80
	338						338

[]



[]



32

33

20

	0	1,2	3	4
	72,000	39,000	15,000	12,000

	H23	1,063	H26	O		H28	O	

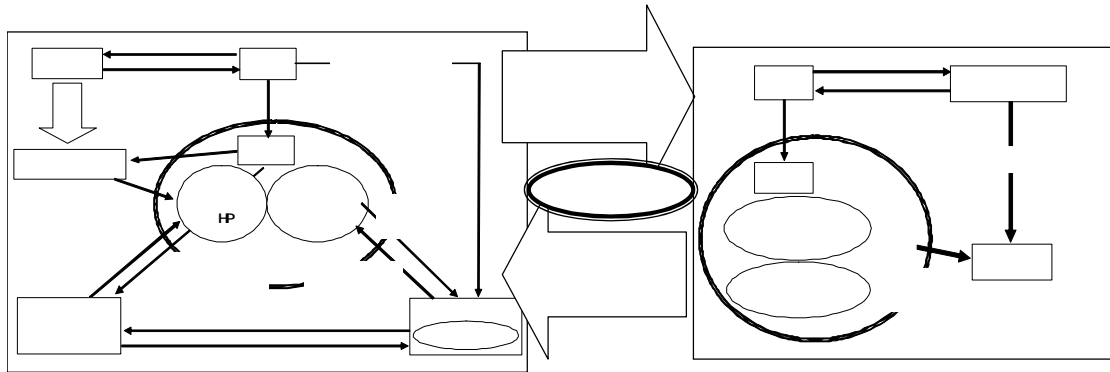
52,475

	H24
	52137
	17,379
	O
	34,758
	80
	338

[]

26

20,000



961
2,820
10,200
2,036
6,225

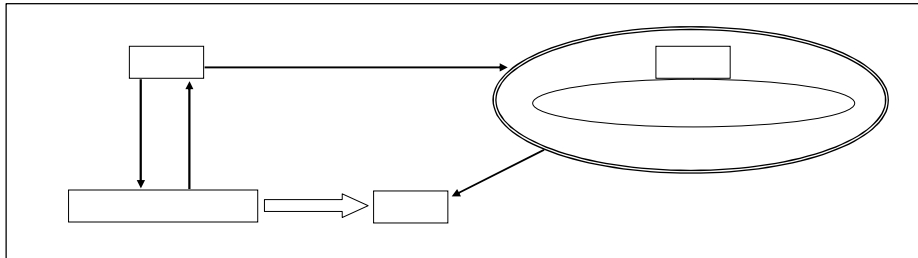
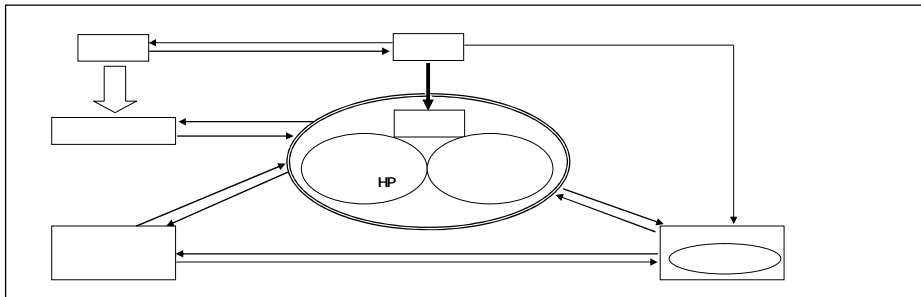
	H23	16,352	-	-	-	H26	20,000

							124,440
	H24	H25	H26	H27	H28		
	22,242	22,242	22,242	0	0		66,726
	22,242	22,242	22,242				66,726
							0
							0
	4,563	4,563	4,563				13,689
	19,238	19,238	19,238				57,714

[]



[]



6,205
 4,307
 2,945
 2,065
 2,086

H22 26

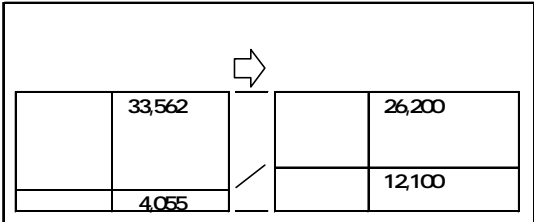
	H23	16,352	-	-	-	H26	20,000	

36,796

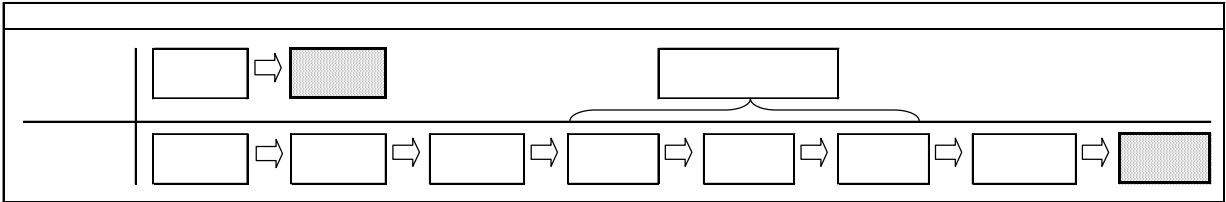
	H24
	17,558
	17,558
	4,563
	19,238

					H24		H26

[]



H23.31



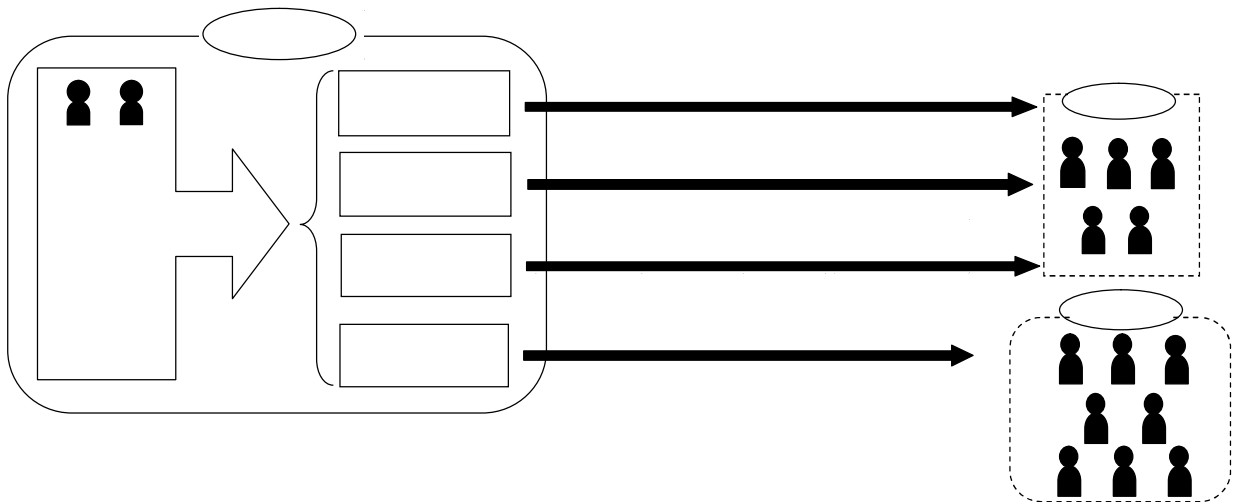
[]

[]

[]

[]

[]



	H22	14.3%		18%			21%

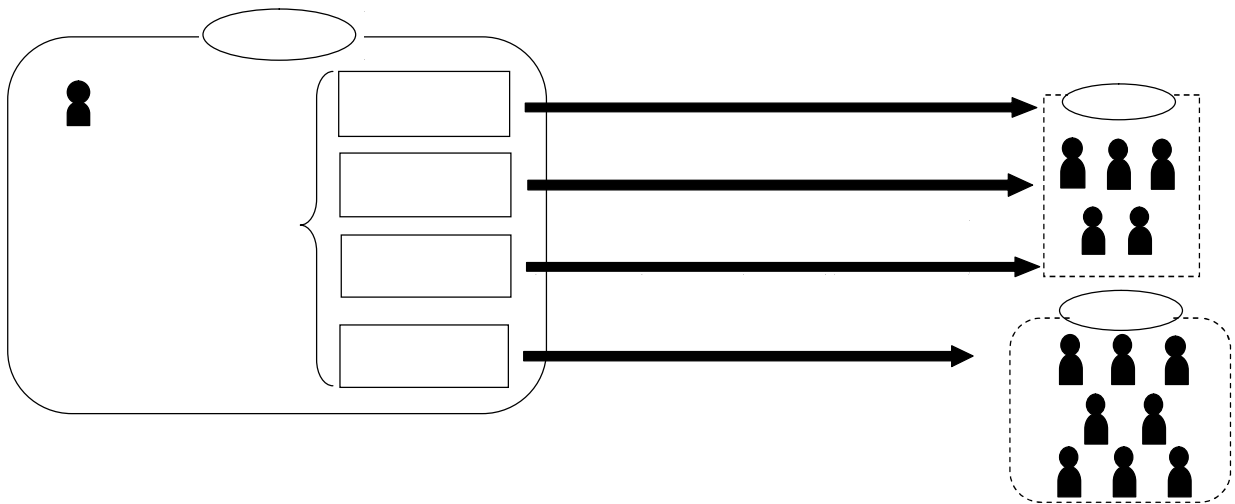
	H24	H25	H26	
	3,445	3,445	3,445	10,335
	1,723	1,723	1,723	5,169
	1,722	1,722	1,722	5,166
				0
	488	488	488	1,464
	2,058	2,058	2,058	6,174

16509

[Empty box]



[Empty box]

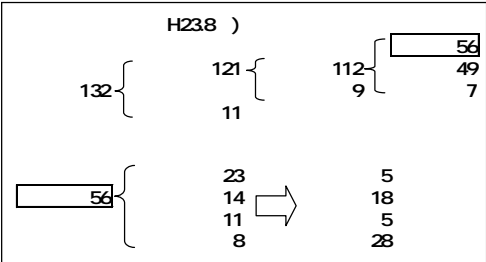


	H22	143%		18%			21%	

5,503

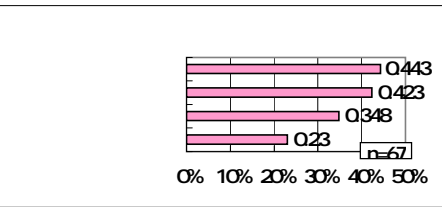
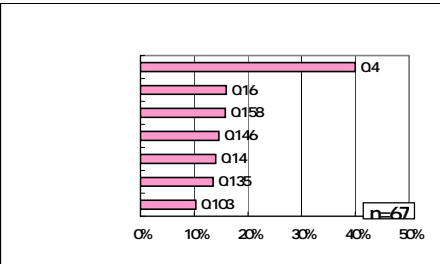
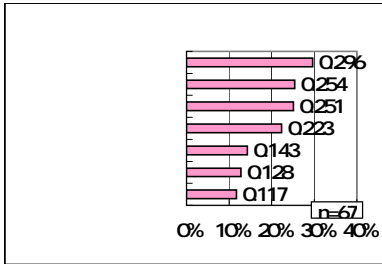
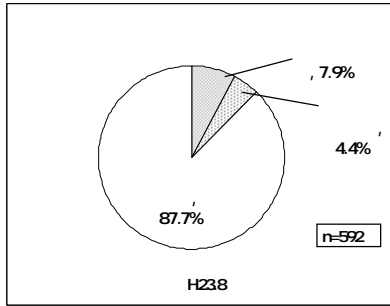
	H24
	3,445
	1,723
	1,722
	488
	2,058

[Empty box]



%

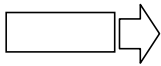
‰



[Empty box]

[]

()
()
()



⇔ $\frac{= \% 6C / \dot{E} . 3 \% I}{Be O^{20 \% a}}$




						H26	1,800	

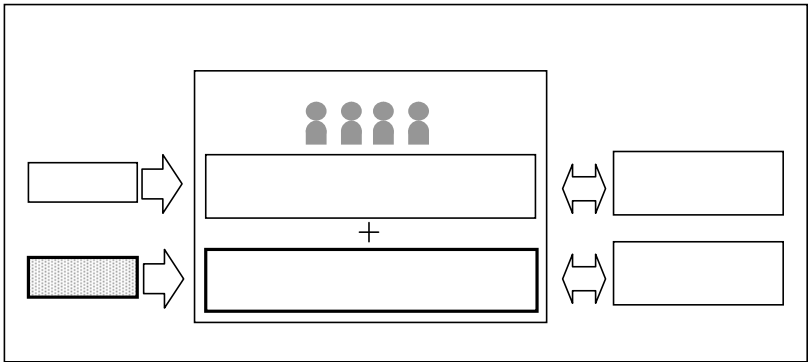
	H24	H25	H26	
	7,218	7,218	7,218	21,654
	3,609	3,609	3,609	10,827
	3,609	3,609	3,609	10,827
				0
	55	55	55	165
	232	232	232	696

22,350

[Empty box]



[Empty box]



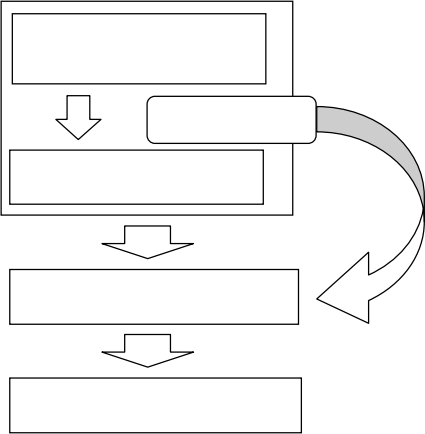
						H26	1,800	

7,450

	H24
	7,218
	3,609
	3,609
	55
	232

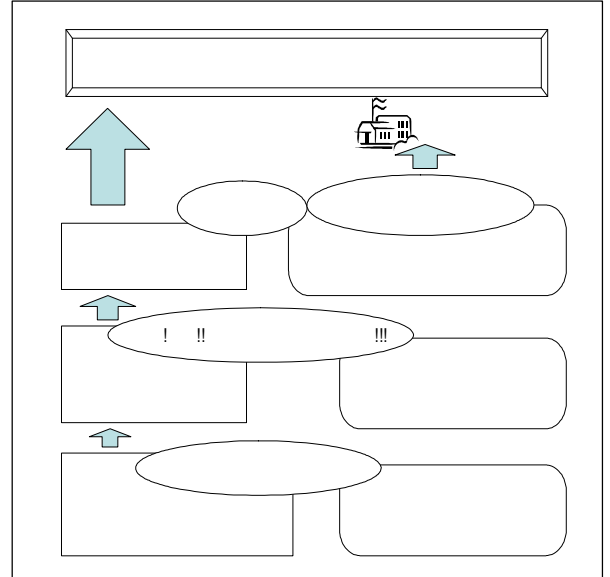
					H24		H26

[]



[]

[Empty box]



A B

	H23					H26	90%	
	H23					H26	90%	

	H24	H25	H26	H27	H28	62862
	13,955	13,955	13,955	0	0	41,865
	13,955	13,955	13,955			41,865
						0
						0
	1,660	1,660	1,660			4,980
	6,999	6,999	6,999			20,997

A B

H23

12021

					H24		H26

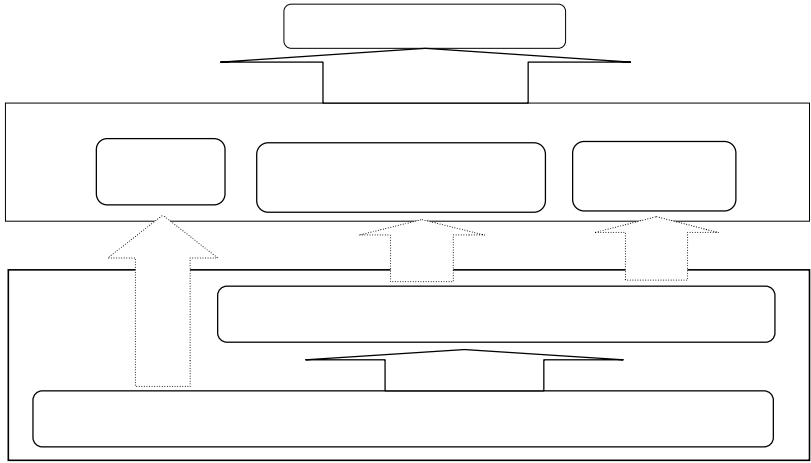
[]

63

1.1

[]

[]



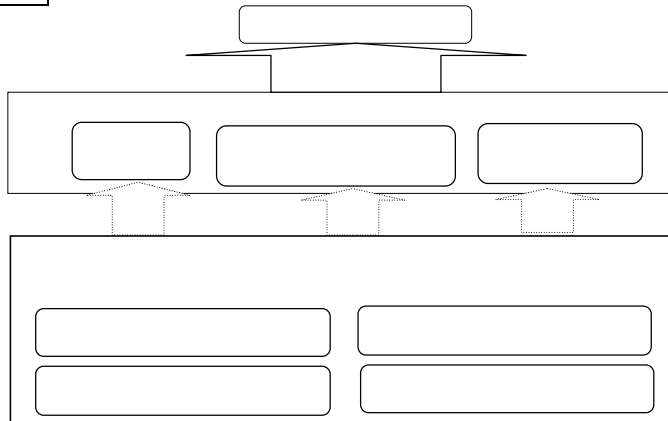
		1.1%					20%	
							1	

							65631
	H24	H25	H26	H27	H28		
	18074	18074	18074	0	0	54,222	
	18074	18074	18074			54,222	
						0	
						0	
	902	902	902			2706	
	3803	3803	3803			11,409	

[Empty box]



[Empty box]



		1.1%					20%	
							1	

10670

	H24
	7,769
	7,769
	688
	2,901

					H24		H26
	10						

[]

20 22			
	H20	H21	H22
	16.0%	14.6%	15.1%
	21.4%	20.8%	19.7%

English	6 (2.8%)	2 (0.9%)
	8 (3.8%)	0 (0%)
	12 (5.7%)	3 (1.4%)
	212	59

[]

ALT

[Empty rectangular box]



[Empty rectangular box]

		60		
		60		
		60		

2 3		100		

	H23	0			H26	80	
	H23	0			H26	90	

	H24
	9,992
	9,992
	1,220
	5,144

15136

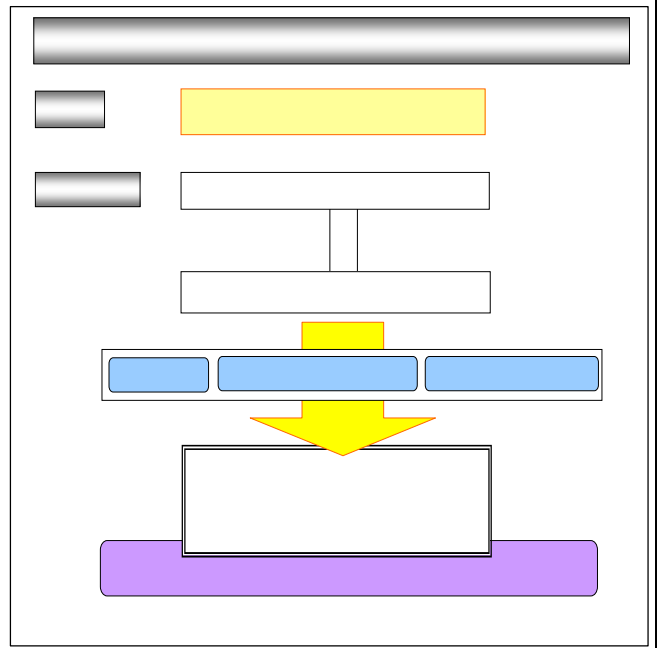
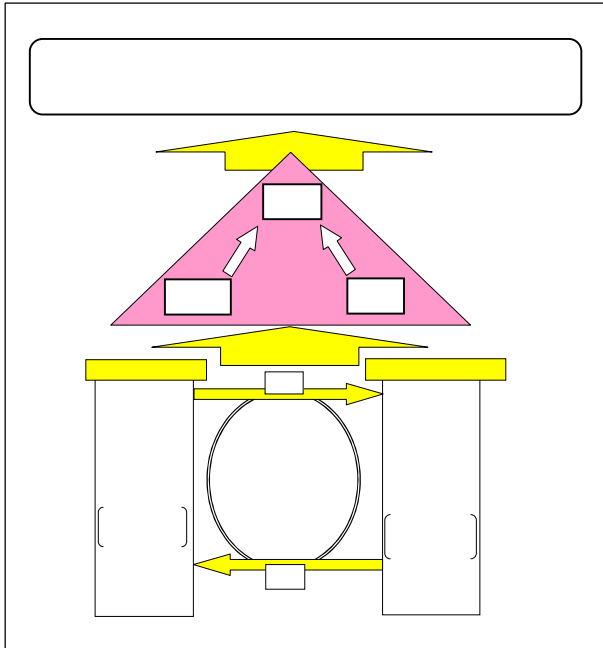
					H24		H26

	H20		H21		H22	
	48.4	52.0	51.1	54.7	55.0	58.3
	31.9	34.3	34.6	37.5	37.6	41.8

	H20		H21		H22	
	73.0	73.4	73.6	74.6	72.3	74.4
	58.3	60.8	58.1	61.2	60.7	63.1

	H20		H21		H22	
	85.8	86.3	87.3	88.5	88.3	89.2
	85.8	87.5	88.1	88.6	89.6	90.1

	H20		H21		H22	
	53.22	54.18	53.74	54.19	53.35	54.36
	52.98	54.84	53.01	54.59	52.92	54.89
	39.59	41.50	39.75	41.36	39.43	41.71
	45.46	48.38	45.39	47.94	44.87	48.14



		H	550%				H	583%	
		H	723%				H	744%	
		H	883%				H	903%	

		H	37.6%				H	41.8%	
		H	607%				H	631%	
		H	896%				H	91.6%	

		H	1 01				H		
		H	1 97				H		
		H	2 28				H		
		H	3 27				H		

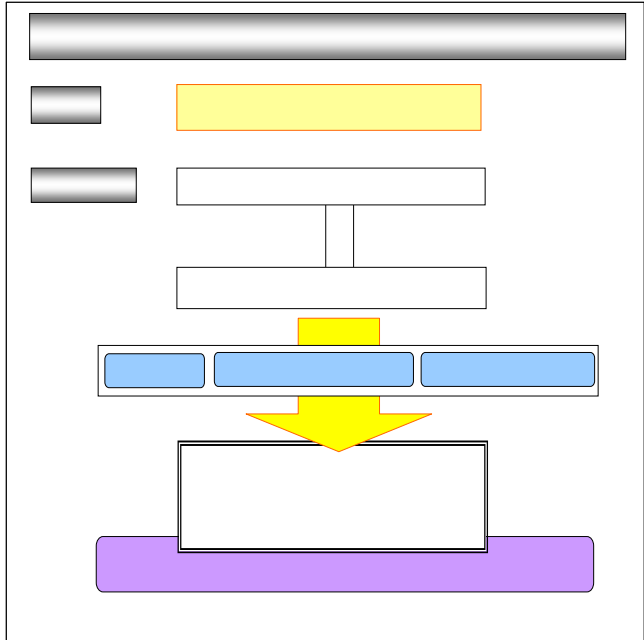
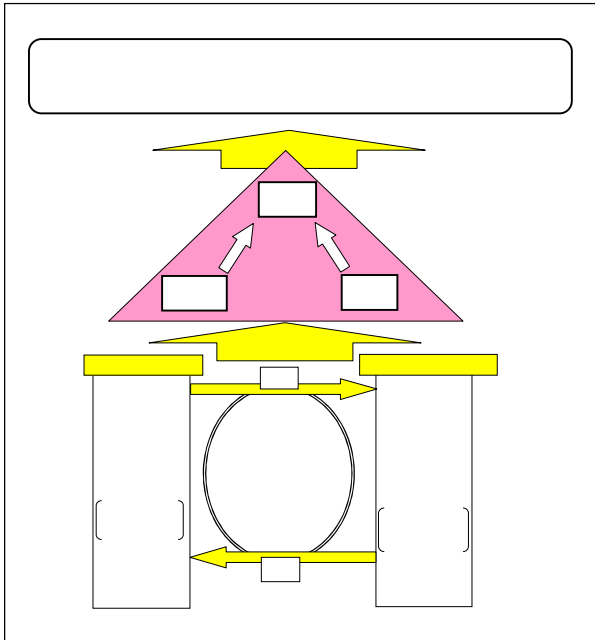
166,230

	H24	H25	H26	H27	H28	
	38,385	38,385	38,385	0	0	115,155
	38,385	38,385	38,385			115,155
						0
						0
	4,038	4,038	4,038			12,114
	17,025	17,025	17,025			51,075

[Empty box]



[Empty box]



		H	50.6%			H	53.3%
		H	69.0%			H	74.4%
		H	87.9%			H	90.3%

			44.1%			H	46.1%
			60.4%			H	63.1%
			91.0%			H	93.0%

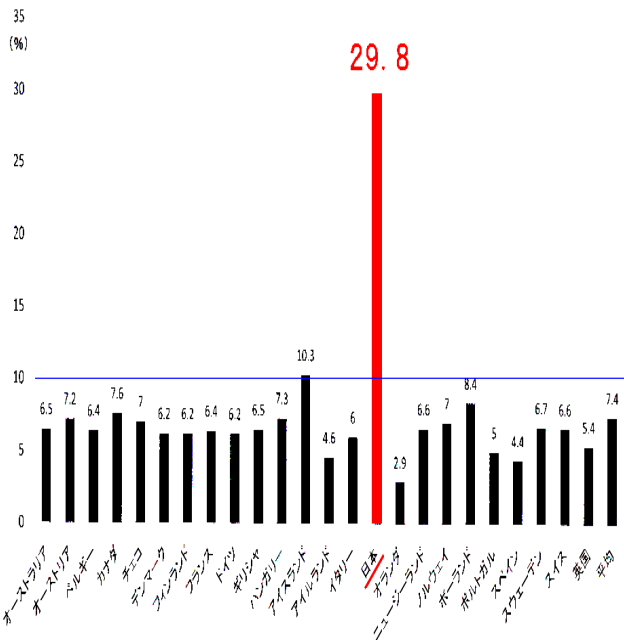
H

		H	1 01				H		
		H	1 97				H		
		H	2 25				H		
		H	3 27				H		

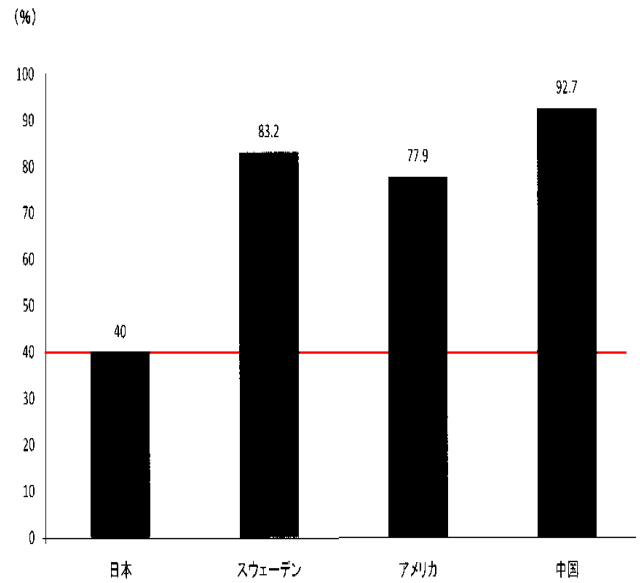
21,480

	H24
	10,362
	10,362
	2,637
	11,118

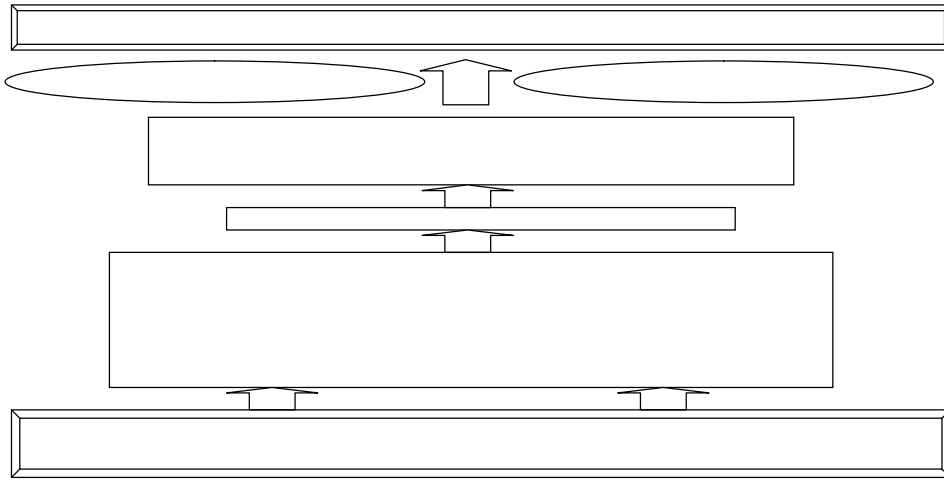
データ① 自分は孤独だと感じている子ども（15歳）の割合
（ユニセフ・インスティテュート研究所，2007）



データ② 「自分に対して積極的な評価をしていると思う」
（米国の心理学者ローゼンバグが作成した自尊感情尺度の低位項目という子（中学3年）の割合（河地和子，2003）



[]



		0	320			640	

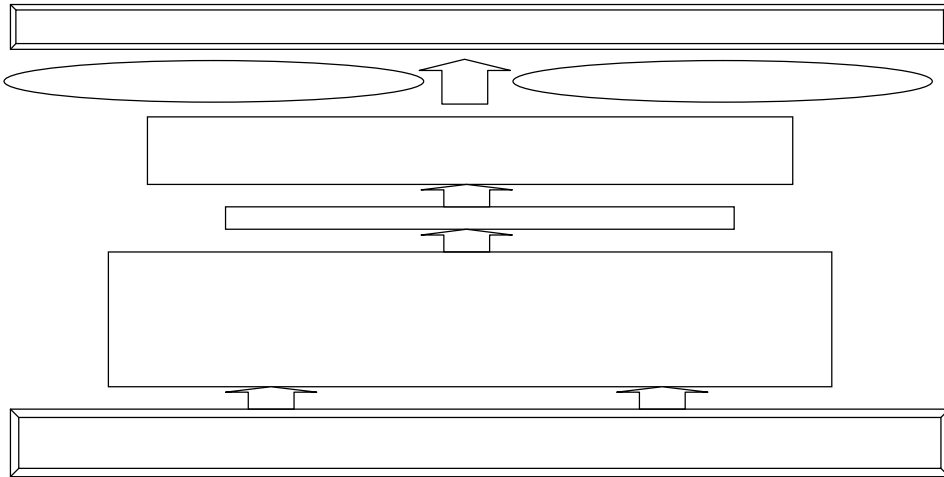
							18585
	H24	H25	H26	H27	H28		
	2400	2400	2400	0	0	7,200	
	2400	2400	2400			7,200	
						0	
						0	
	900	900	900			2,700	
	3795	3795	3795			11,385	

[Empty rectangular box]



[Large empty rectangular box]

[Empty rectangular box]



		0		320			640	

6195

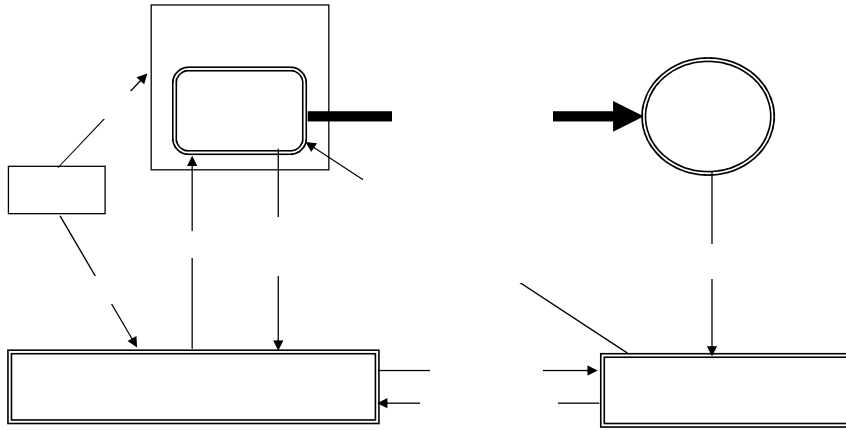
	H24
	2400
	2400
	900
	3795

	247%
	226%
	166%
	141%
	62%
	46%
	45%
	46%
	21%

	650%	325%
	633%	306%
	706%	41.1%
	750%	455%
	734%	444%
	438%	31.3%

H237.1 11
250 245

[Empty box]



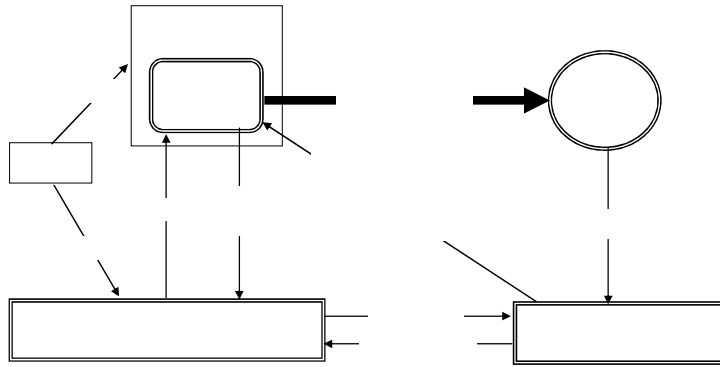
						H26	801	

	H24	H25	H26	H27	H28	48119
	1,874	1,874	1,874	0	0	5,622
	1,874	1,874	1,874			5,622
						0
						0
	3,360	3,360	3,360			10,080
	14,166	14,166	14,166			42,497

[Empty box]



[Empty box]

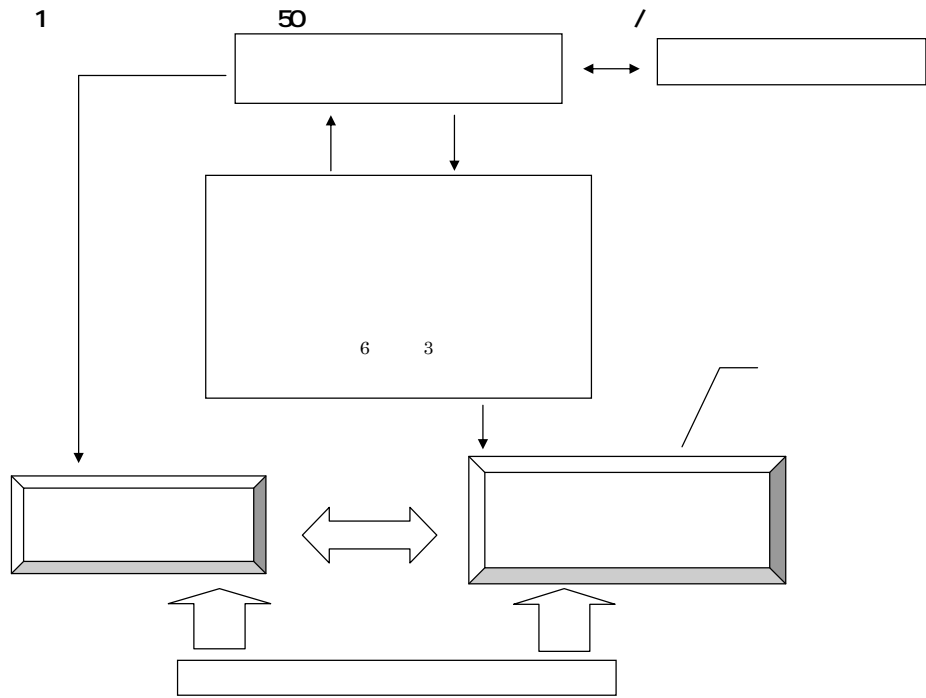


						H26	801	

	H24
	1,874
	1,874
	3,360
	14,166

16040

[]



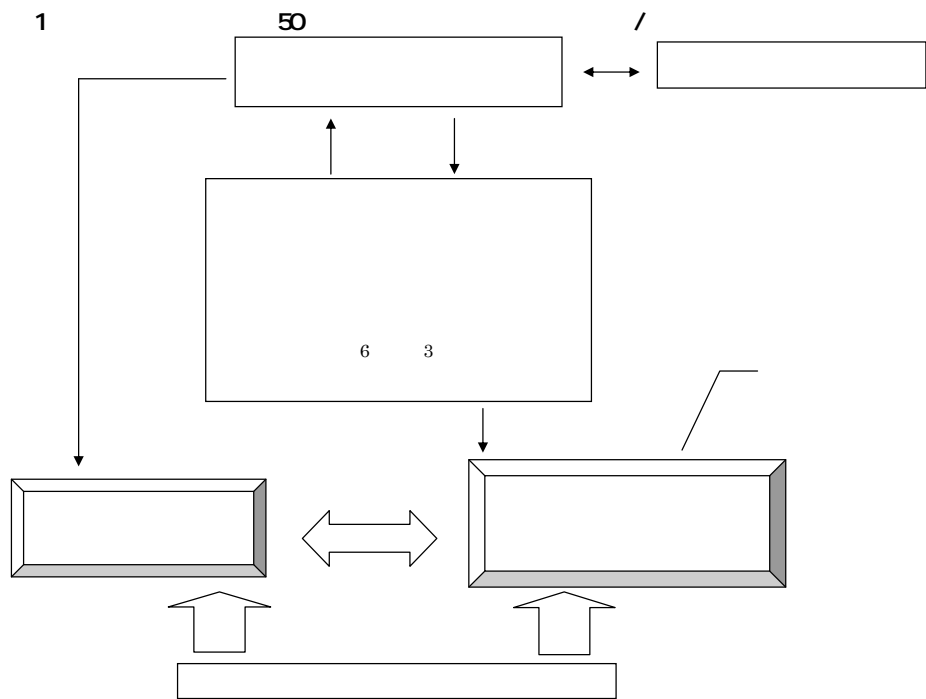
						H26	2000 1
	H	39.80%				H26	50%

							22,863
	H24	H25	H26	H27	H28		
	1,697	1,697	1,697	0	0		5,091
	1,697	1,697	1,697				5,091
							0
							0
	1,405	1,405	1,405				4,215
	5,924	5,924	5,924				17,772

[]



[]



()

						H26	2000 1
	H	398%				H26	50%

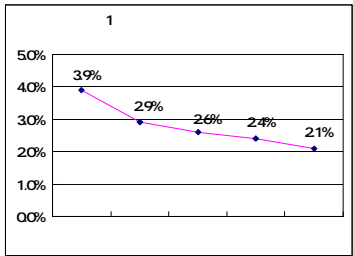
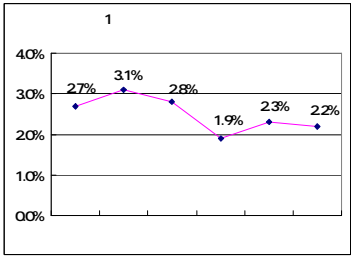
7,621

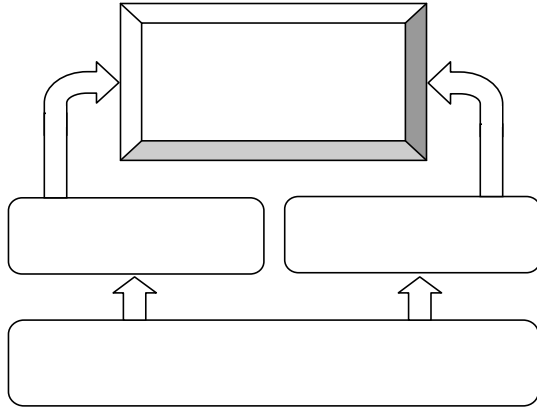
	H24
	1,697
	1,697
	1,405
	5924

					H24		H26

1	1290 (39%)	808 (29%)	805 (28%)	594 (24%)	543 (21%)

1	720 (27%)	809 (31%)	726 (28%)	479 (1.9%)	572 (23%)	581 (22%)





22

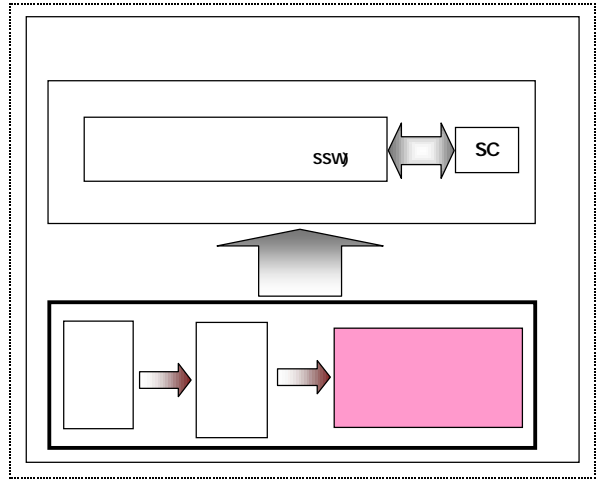
150

		443				290	

71605						
	H24	H25	H26	H27	H28	
	48,052	48,052	48,052	0	0	144,156
	48,052	48,052	48,052			144,156
						0
						0
	45,214	45,214	45,214			135,642
	190,623	190,623	190,623			571,869

[Empty box]

197
13,752
2,537




			H23	
			17,234	

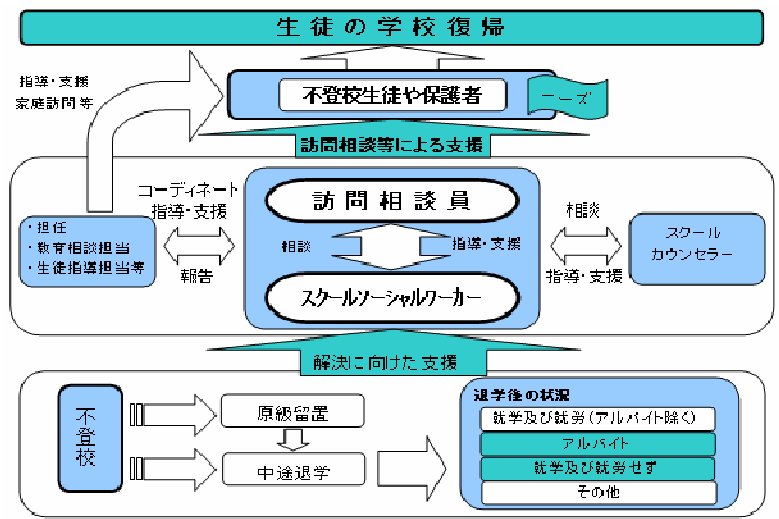
)

	H	1.97%				1.84%

	H24	H25	H26	H27	H28	116,493
	16,486	16,486	16,486	0	0	49,458
	15,641	15,641	15,641			46,923
	845	845	845			2,535
						0
	5,300	5,300	5,300			15,900
	22,345	22,345	22,345			67,035



6,877
9,011



			H24	
			17,234	

	H	1.97%					1.84%

38,233

	H24
	15,888
	12,885
	3,003
	5,300
	22,345

[Empty box]

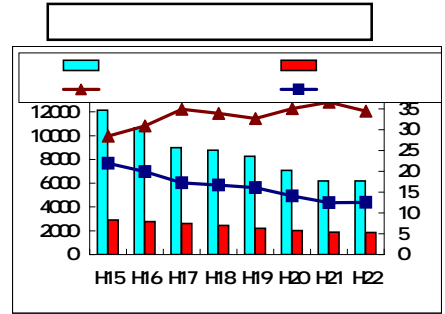
H22 6,203
36%

H18
22

H15
34.5%

(12,134
1,848 H15

46 22


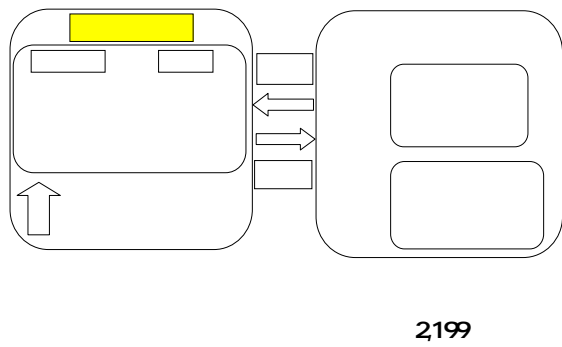
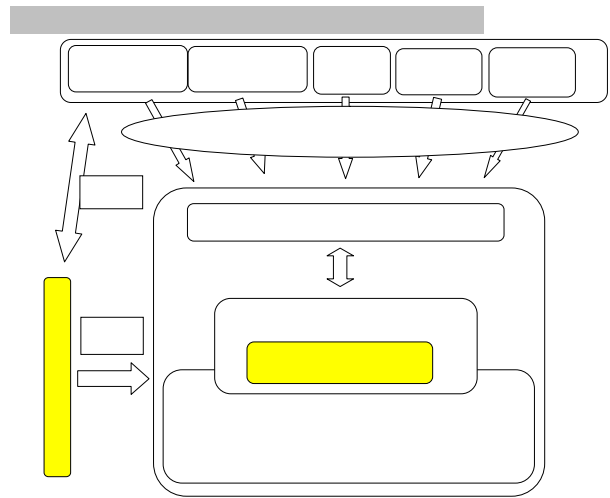
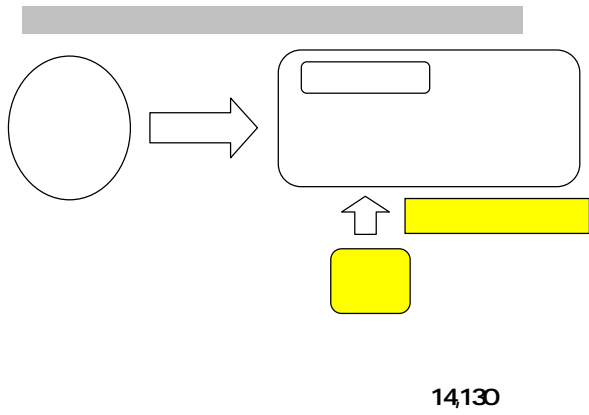


	H19	H20	H21	H22
	8,252	7,085	6,195	6,203
	16.1	14.1	12.5	12.6
	2,219	2,018	1,897	1,848
	32.7	35.1	36.6	34.5

[Empty box]

PTA

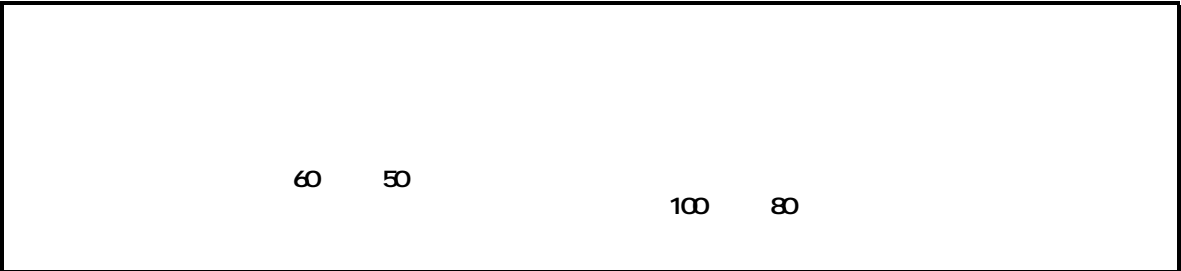
[Empty box]



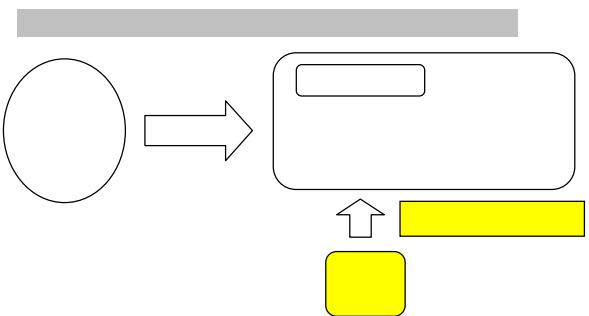
	H19	H22	167%	H26	H26	1,600	4,700
		6,203				4,700	
		1,848				1,600	

	H24	H25	H26	H27	H28	97,276
	20,316	20,316	20,316	0	0	60,948
	20,316	20,316	20,316			60,948
						0
						0
	2,872	2,872	2,872			8,617
	12,109	12,109	12,109			36,328

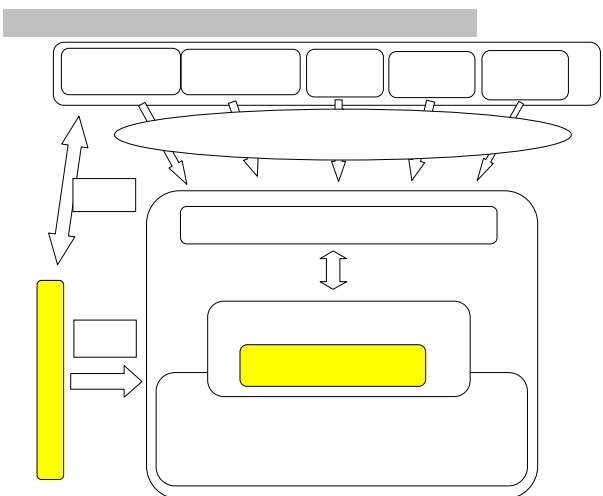
[Redacted]



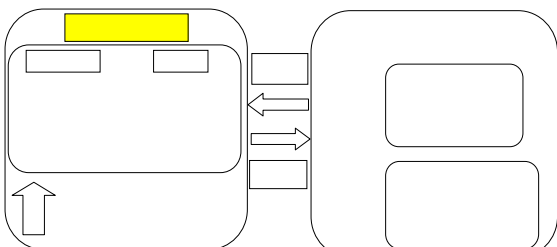
[Redacted]



6958



2366



1,756



862

	19	22	43,44	108	98	31.0%	4,700	300%
	H22	126	H26	98	H28	98		
	H22	345%	H26	300%	H28	300%		

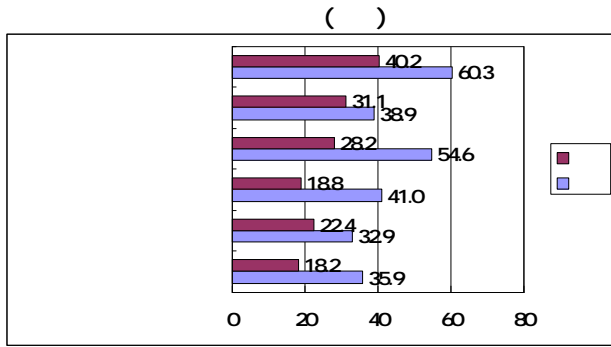
10 19 1,000
14

24,051

	H24
	11,942
	11,942
	2872
	12,109

					H24		H26

[]



	7,085	6,196	6,203
	14.1	12.5	12.56

	1,569	1,615	1,387
	216	184	204

10 19

1,000

[]

()

(3)

()

1 /

H22 6,203

H26 4,700

H24
23,662
23,662

H25
23,662
23,662

H26
23,662
23,662

H27
0

H28
0

79,488

70,986
70,986

0
0

2,016
8,502

672
2,834

672
2,834

672
2,834

(3)

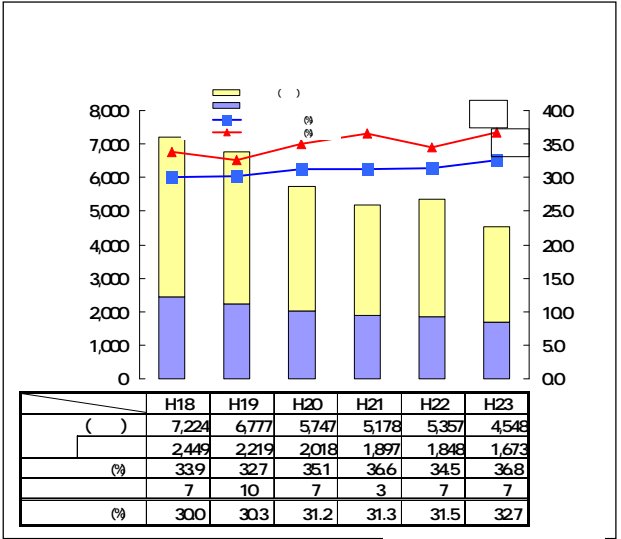
()

					H24		H26

[]

23

	(5)
5,316	(-887	-14.3%
4			
10.7		-1.9	7.9
10		19	1,000
100,563	(+833	+0.8%
5			
3,984		-742	-15.7%
			74.9%
		4	
12		1	
42		-16	-27.6%
4		3	
35		-15	-30.0%
598		-162	-21.3%




[]

23

(21
6,400 23

[]

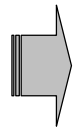



[] []

()

[] []

[]




10 19 1 000
14





	22	126			26	(98 4700	
	22	345%			26	300%	

	H24	H25	H26	H27	H28	44,610
	3,292	3,292	3,292	0	0	9,876
	3,292	3,292	3,292			9,876
						0
						0
	2,746	2,746	2,746			8,238
	11,578	11,578	11,578			34,734

[]



[]



10 19
14

1 000

	22	126				26	(98 4700	
	22	345%				26	300%	

14,870

	H24
	3,292
	3,292
	2,746
	11,578

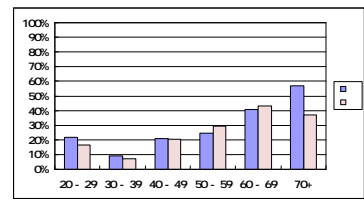
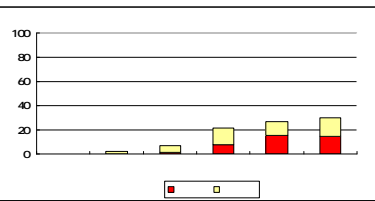
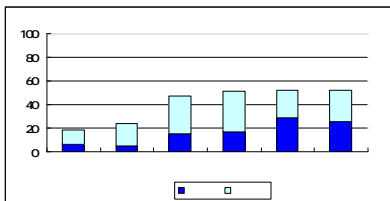
					H24		H26

[Empty box]

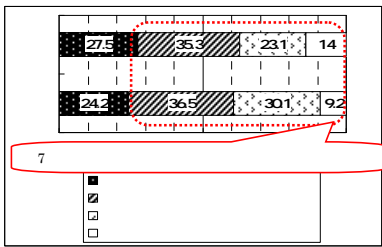
1

IT


IT



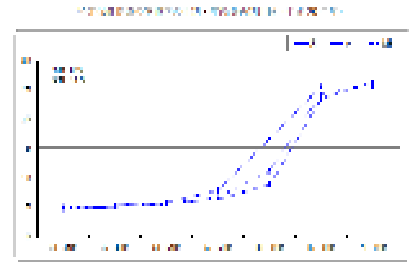
18



(21



【特定保健指導実施率の性別・年齢別比較】

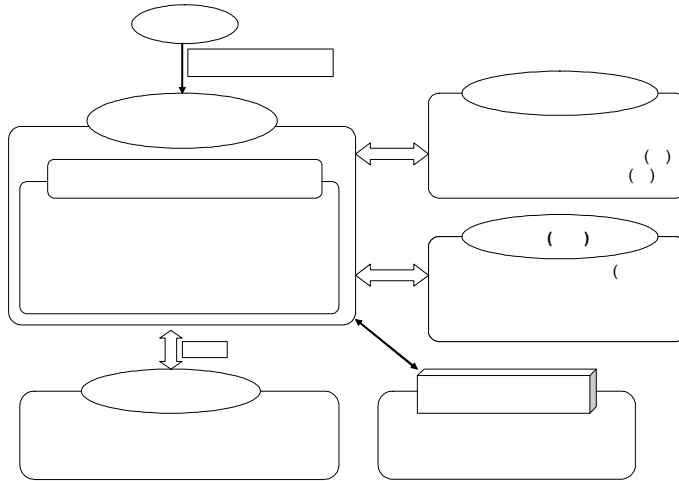


[Empty box]

IT

[]

IT




2,054
34,790
1,015

1

24

	H23	-				H26	10
()	H20	340%	H26	70%		H28	70%

							56,150
	H24	H25	H26	H27	H28		
	37,859	2,787	2,787	0	0		43,433
	35,931	1,895	1,895				39,721
	1,928	892	892				3,712
	0	0	0				0
	1,816	600	600				3,016
	7,657	2,530	2,530	0	0		12,717



					H24		H26

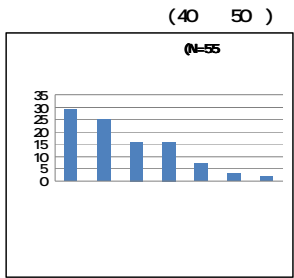
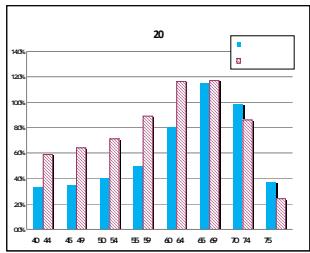
75 (10)					
(H17)	H18	H19	H20	H21	(H27)
100.8	97.2	94.3	93.5	89.0	80.6

	(%)				
	胃がん	大腸がん	肺がん	乳がん	子宮がん
基準(H16)	20.1	16.3	10.0	18.5	19.4
H19	25.4	20.0	16.2	17.9	20.0
H22	26.6	20.2	17.4	27.6	29.8
目標(H24)	50.0	50.0	50.0	50.0	50.0

		5	()	(%)
1		1,019		98.9
2		1,493		93.3
3 a		6,440		71.3
3 b/c		6,641		
4		3,976		31.4

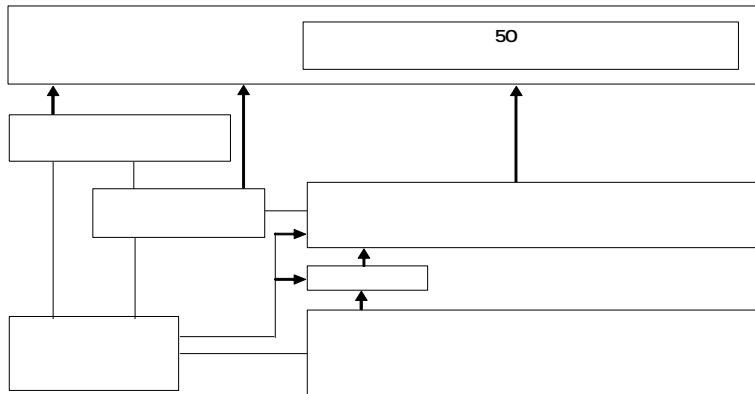
com NPO TeamNET
'10

40 50



[]

40 50



H19

H24

H26

H24

	H22	26.6%			H26	50%	
	H22	29.8%			H26	50%	
	H22	17.4%			H26	50%	
	H22	27.6%			H26	50%	
	H22	20.2%			H26	50%	

							56,068
	H24	H25	H26	H27	H28		
	16,103	16,103	16,103	0	0		48,309
	8,051	8,051	8,051				24,153
	8,052	8,052	8,052				24,156
	1,234	303	303				0
	5,203	1,278	1,278				1,840
							7,759

[Empty box]



[Empty box]

H19

H24

H26

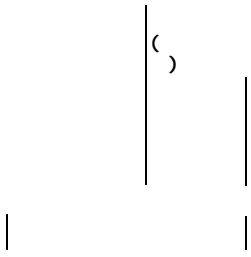
H24

	H22	26.6%				H26	50%
	H22	29.8%				H26	50%
	H22	17.4%				H26	50%
	H22	27.6%				H26	50%
	H22	20.2%				H26	50%

46,432

	H24
	41,229

	41,229
	1,234
	5,203



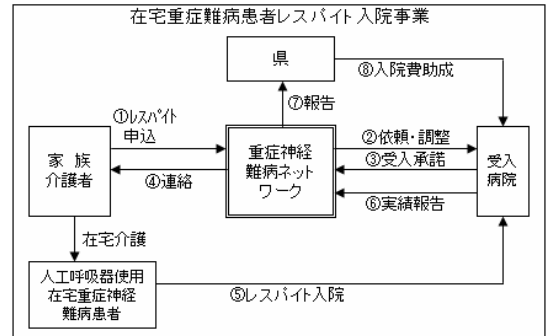
H24

H26



18,670 /

129
33,457




			H23	
			9,596	

	H23	-				H26	16	
	H23	-				H26	128	

							101,953
	H24	H25	H26	H27	H28		
	33,586	33,586	33,586	0	0		100,758
	16,793	16,793	16,793				50,379
	16,793	16,793	16,793				50,379
	0	0	0				0
	105	89	89				283
	443	376	376	0	0		1,195

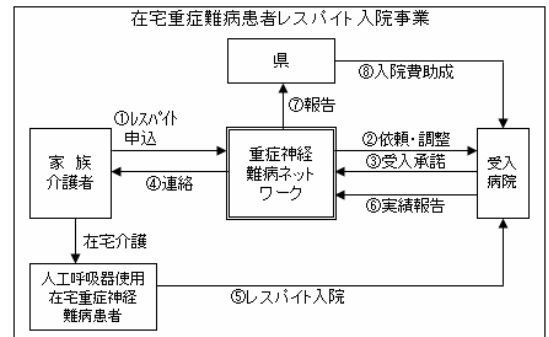
[]



[]

18,670 /

18,297



			H24	
			9,596	

	H23	-				H26	16
	H23	-				H26	98

18677

	H24
	18,297
	9,149
	9,148
	0
	90
	380

					H24		H26

[]

56 H22

2

H23 2

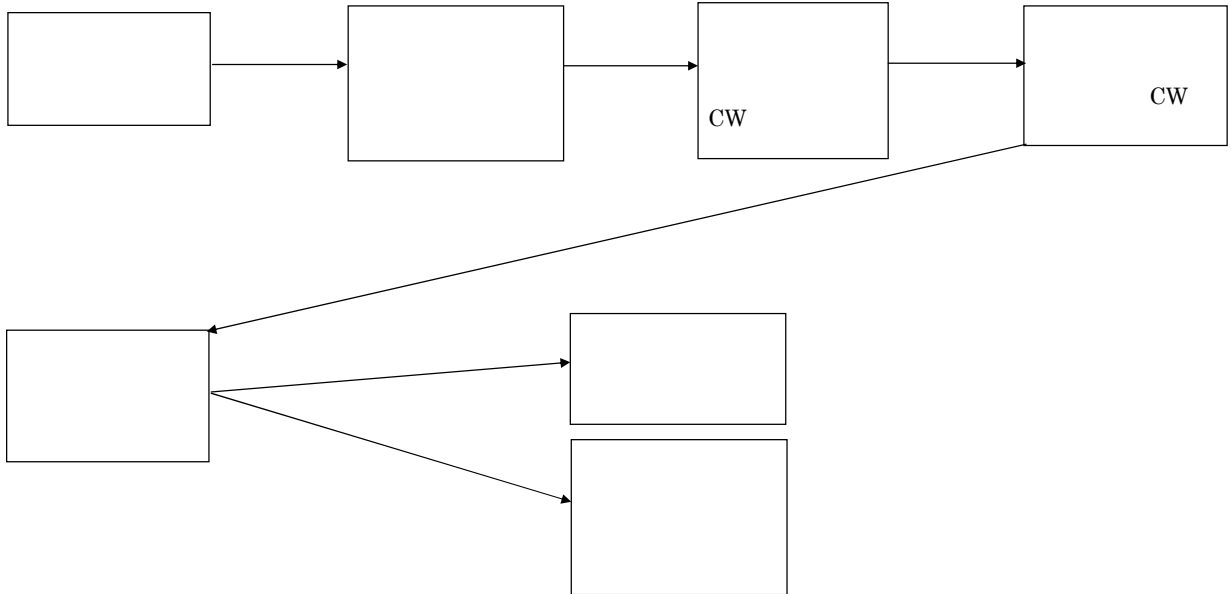
	19	20	21	22
	20,780	21,071	22,071	22,848

19	29,670	16,890	56.9
20	30,555	17,594	57.6
21	32,225	18,359	57.0
22	33,441	18,740	56.0

[]

	x	
	x	
()	x	x
()	x	x
	x	

()




23 2

215

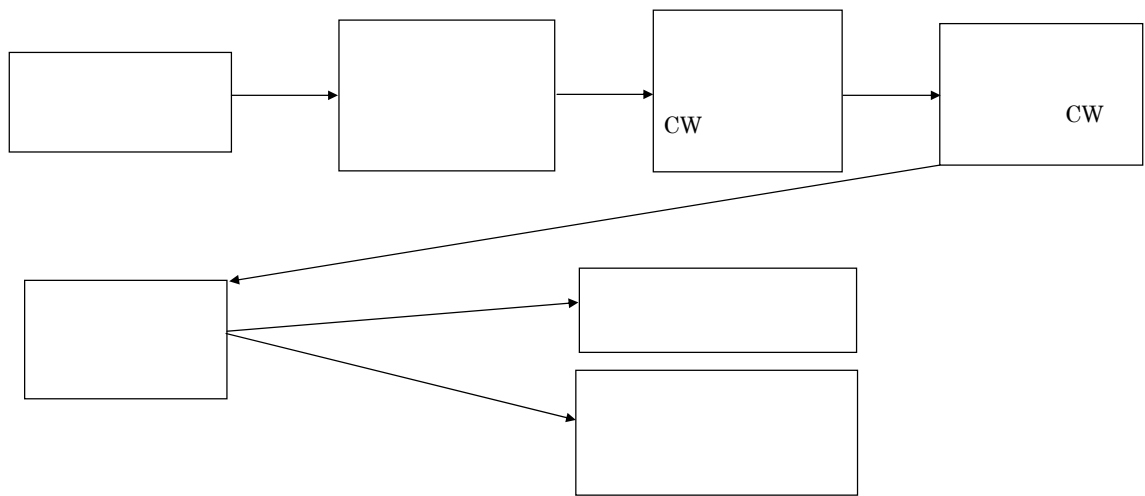
	H23	-	H26	130		H28	215	

							72085
	H24	H25	H26	H27	H28		
	13641	13641	13641	13641	13641		68205
	13641	13641	13641	13641	13641		0
	13641	13641	13641	13641	13641		68205
							0
	184	184	184	184	184		920
	776	776	776	776	776		3880

[]



[]



23 2

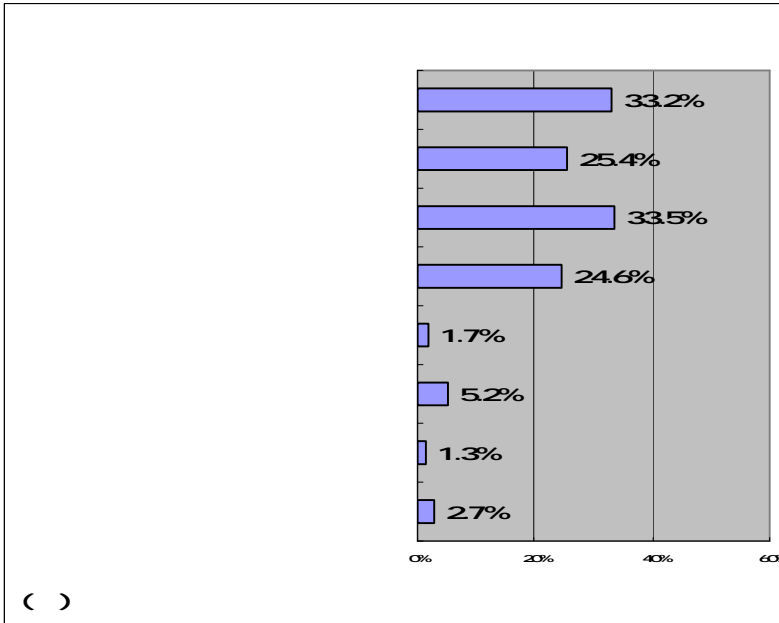
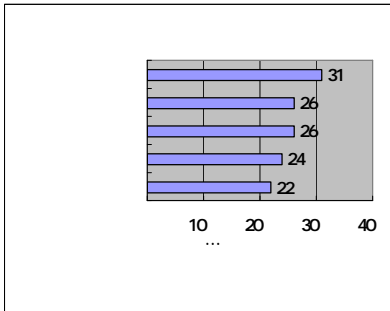
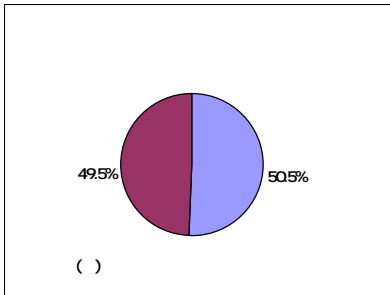
215

	H23	-	H26	130		H28	215	

14,417

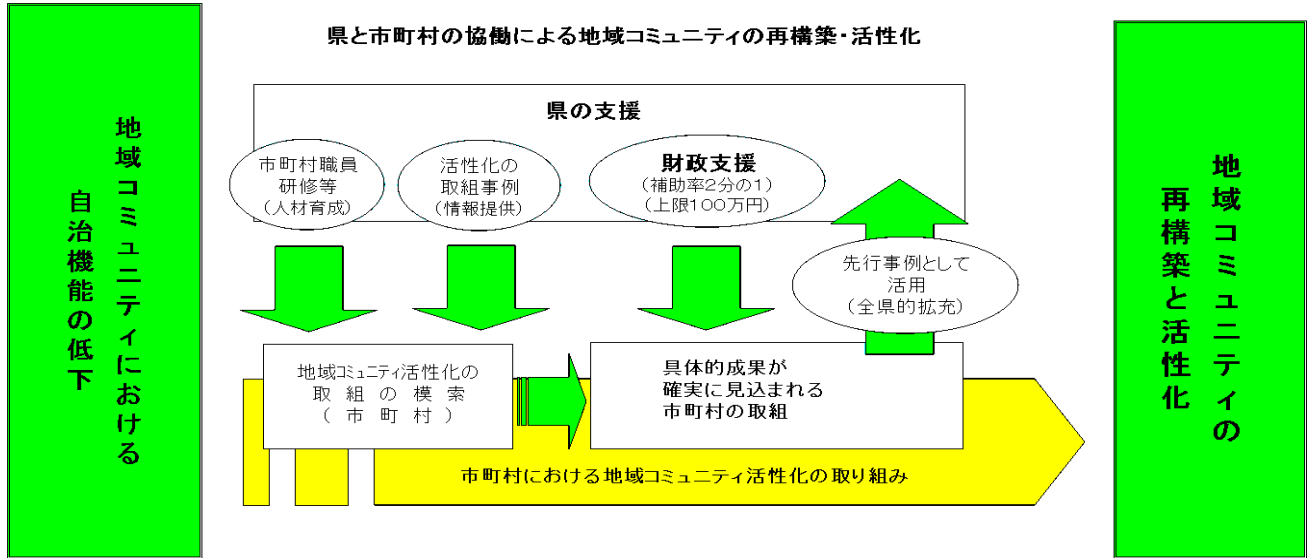
	H24
	13641
	13641
	184
	776

					H24		H26



2500

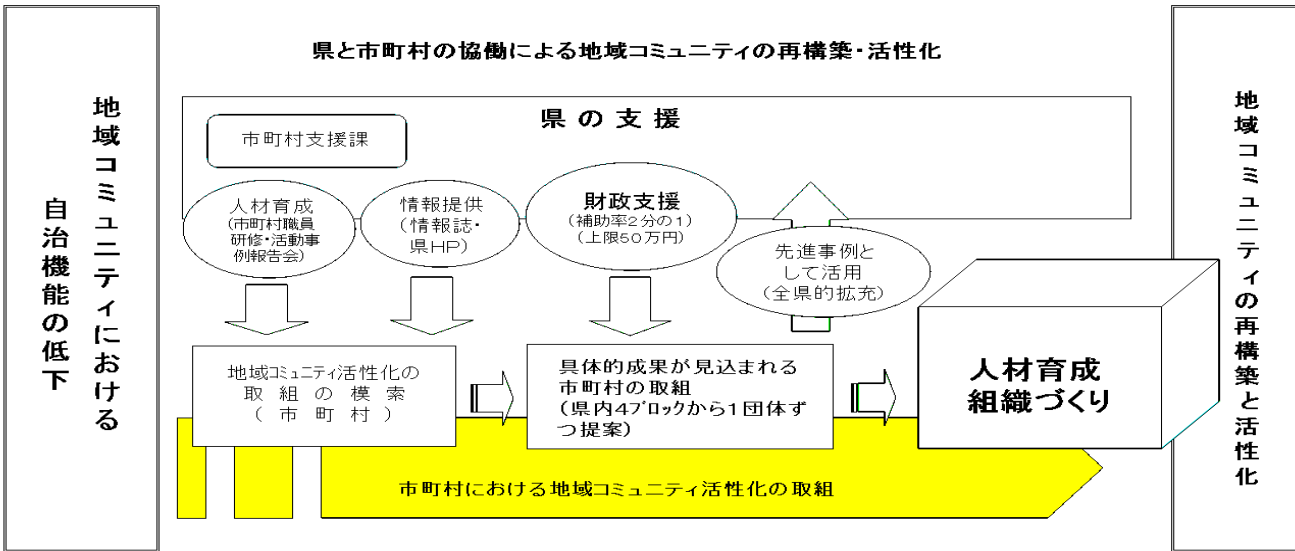
NPO



			1,048	

	H23	28	H26	40		H28	50

						48,361
	H24	H25	H26	H27	H28	
	4,772	4,772	4,772	2,772	2,772	19,860
	4,772	4,772	4,772	2,772	2,772	19,860
						0
						0
	1,560	1,560	1,560	1,040	1,040	6,760
	6,577	6,577	6,577	4,365	4,365	28,501

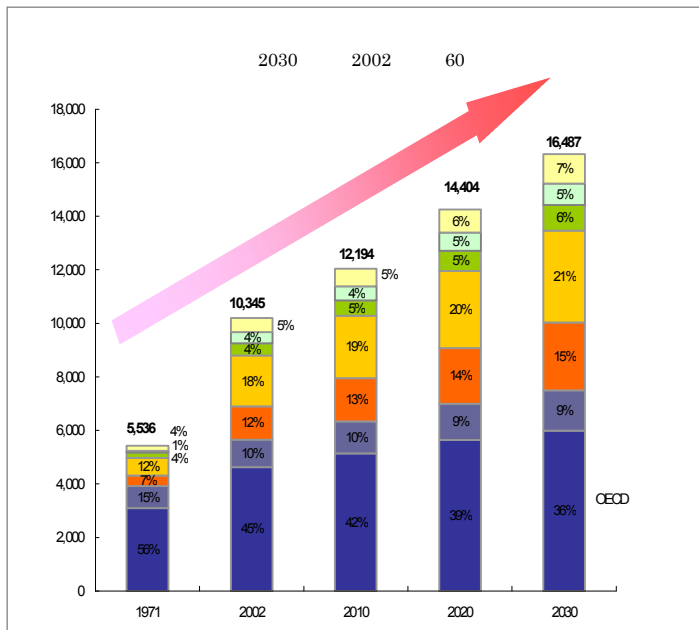


	H23	28	H26	40		H28	50

	H24
	3,948
	3,948
	1,040
	4,385

8333

2030



IEA World Energy Outlook 2004

22

	37,364	140,299.6
	778	16,310.8
	25	17,290.3
	16	20,985.0
	0	0.0
	19	104,755.0
	18	
	30	
	2	
	38,252	299,630.6

55.9 kW

kw

W

500

1/2

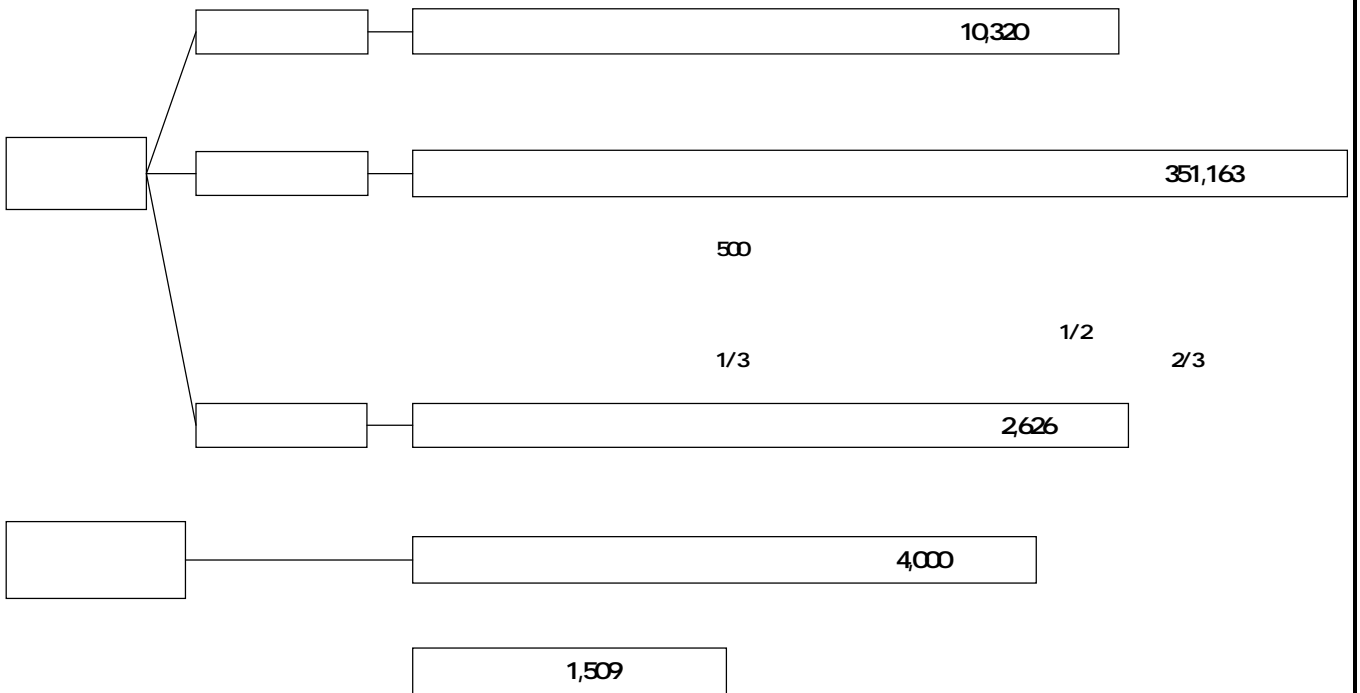
109,688

329,064

[]



[]



kw	22	299,630	26	465,000		H28	580,000	

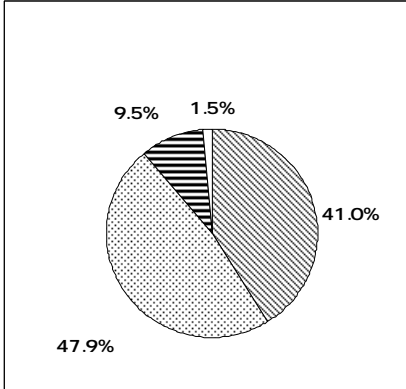
413,212

	H24
	369,618
	369,618
	10,340
	43,594

					H24		H26

[]

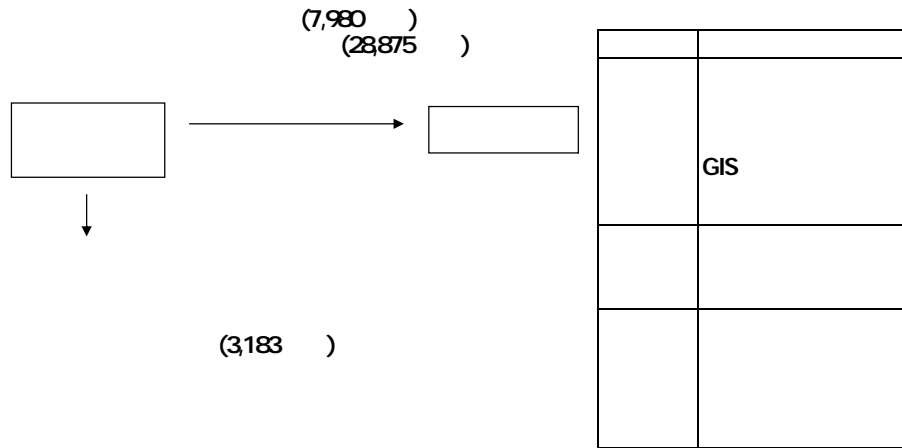
			1						
		(kW)	(h)	()	(kWh)		(kWh)		
	a	1.52	5	50	37877	52110	19738	47.9	
							3927	95	
	a	004	8	100	32	18960	607	1.5	
		185	8	110	16280	1,038	16,899	41.1	
							41,170		



[]

[]

[]



		H23	
		16,000	

		3	

						130,314
	H24	H25	H26	H27	H28	
	40,038	44,000	15,000	0	0	99,038
	40,038	24,000	15,000			79,038
		20,000				20,000
						0
	2,674	2,496	2,248			7,418
	11,274	10,524	9,478			31,276

[]



GIS

[]

(7,980)
(28,875)

[]



[]



(2,102)

	GIS

			H24	
			16,000	
			8,405	

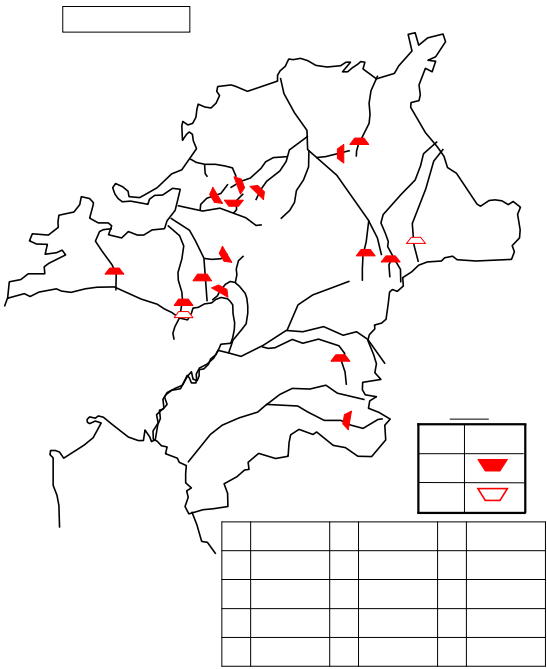
		-					3	

45,328

	H24
	38,957
	38,957
	1,511
	6,371

					H24		H26

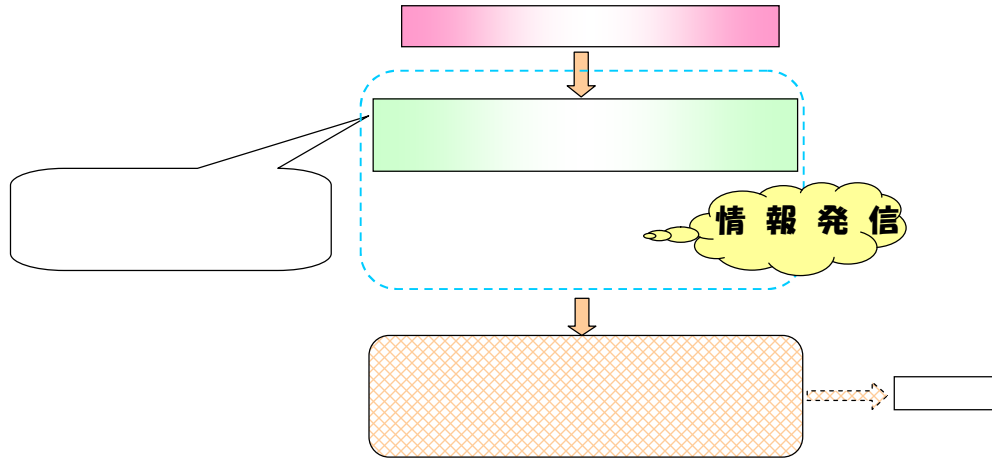
[]



[]

15

[]



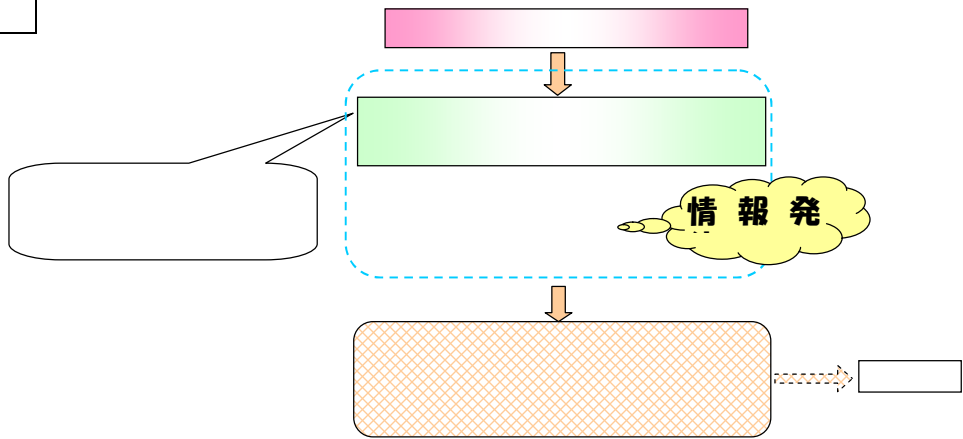
	H23	0			H26	15	

	H24	H25	H26	H27	H28	33012
	20000	10000	0	0	0	30000
	20000	10000				30000
						0
						0
	700	700	500			1900
	2952	2952	2108			8012

[]



[]

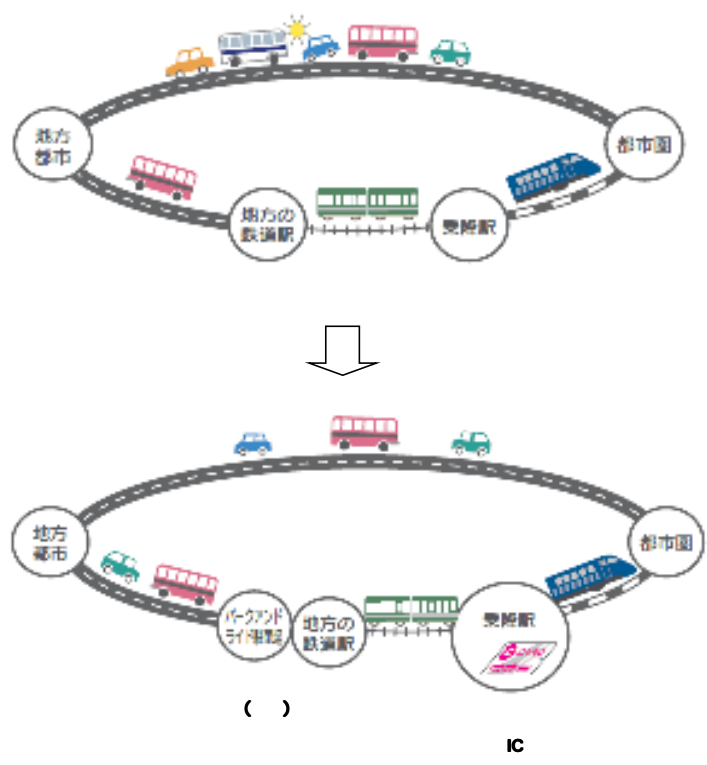


	H23	0				H26	6	

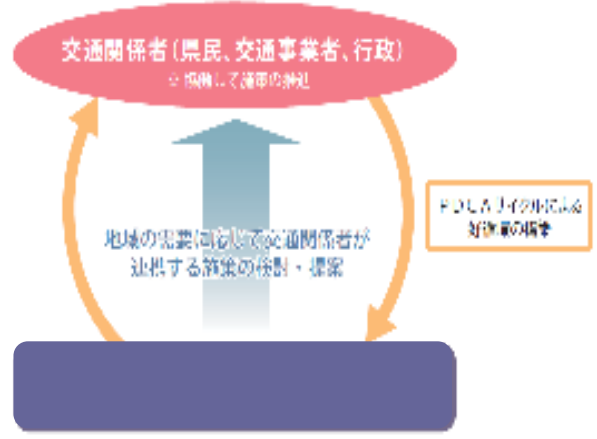
1Q164

	H24
	7,212
	7,212
	700
	2,952

					H24		H26




(Plan-Do-Check-Action)



[Redacted]

1,192
492
4,272



	H23	0				H26	(18)	

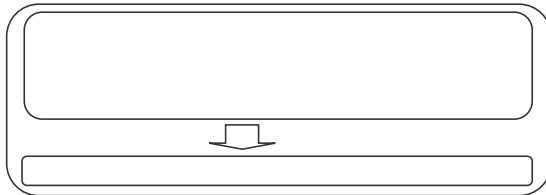
	H24	H25	H26	H27	H28	68,594
	6,000	6,000	6,000	0	0	18,000
	6,000	6,000	6,000			18,000
	0	0	0			0
	0	0	0			0
	1,440	5,280	5,280			12,000
	6,072	22,261	22,261			50,594

[Redacted]



[Redacted]

[Redacted]



1,192



[Redacted]

[Redacted]

	H23	0				H26	(18)	

3216

	H24
	1,192
	1,192
	0
	0
	480
	2024

					H24		H26

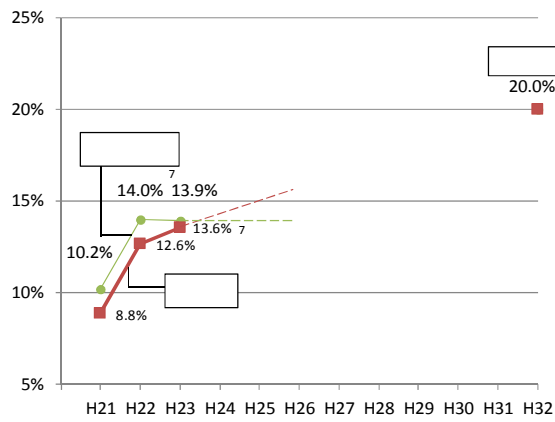
[]

H18 H27

H21.6

102 22 140 23 7 139

21



[]

| |

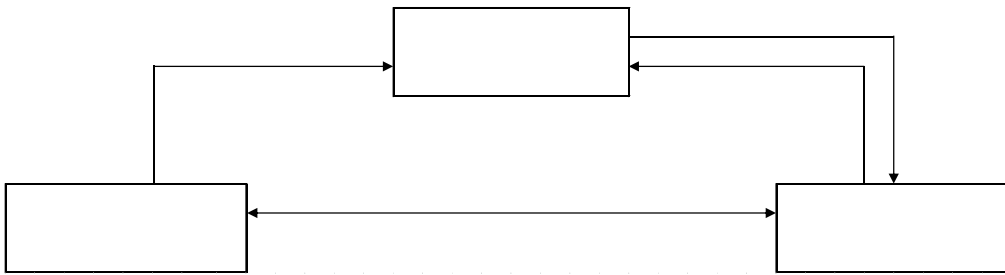
| H22 | 1400% H26 | 1640% | H32 | 2000% |

H24	H25	H26	H27	H28	16,351
5,000	5,000	5,000	0	0	15,000
2,250	2,250	2,250			6,750
2,750	2,750	2,750			8,250
					0
160	80	80			320
675	338	338			1,351

[]



[]



	H22	14.00%	H26	16.40%		H32	20.00%

3487

	H24
	2812
	1,547
	1,265
	160
	675

	(PM25)				H24		H26

[]

PM25 PM25 25

PM25 PM25

PM25 21 PM25

PM25



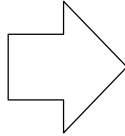
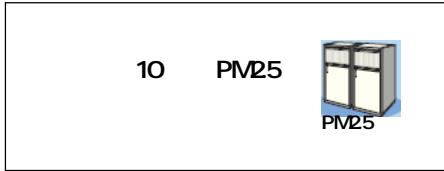
PM25 PM25

[]

PM25 NOx,SOx,SPM
10 PM25

[Empty box]

PM25



			²³	
			5,704	
			14,665	

PM25

10 PM25

PM25	23	0	H26	10		30	10	

119,195


	H24	H25	H26	H27	H28	H29	H30	
	100125	0	0	0	0	0	0	100125
	100125	0	0	0	0	0	0	100125
								0
								0
	803	620	620	620	620	620	620	4523
	3,386	2,614	2,614	2,614	2,614	2,614	2,614	19,070

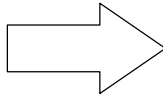
[Empty box]




PM25

[Empty box]

10 PM25 
PM25





			24	
			5,467	
			17,252	

PM25

10 **PM25**

PM25	23	0	H26	10		30	10	

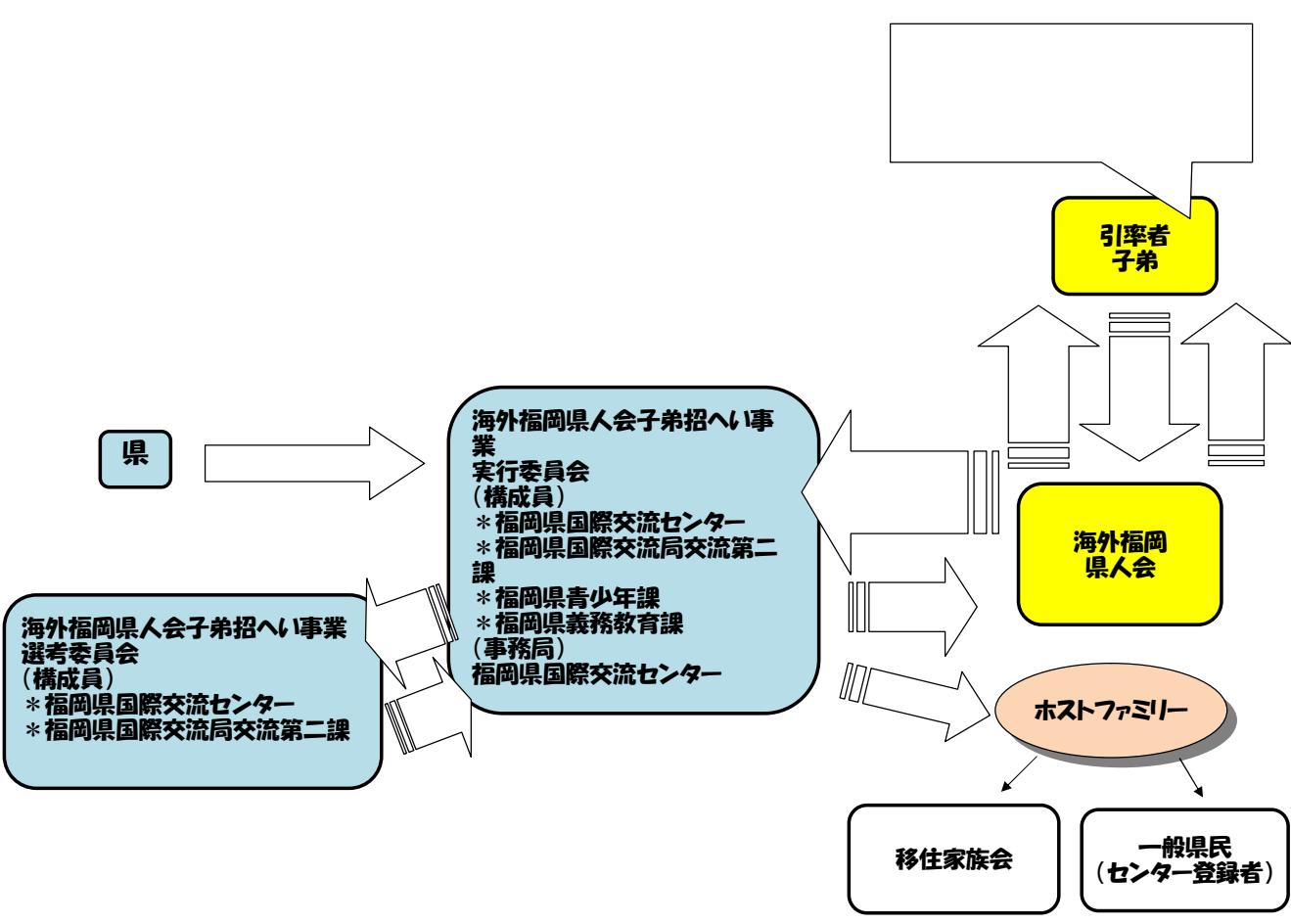
26,717

	H24
	23,331
	23,331
	803
	3,386

	10						

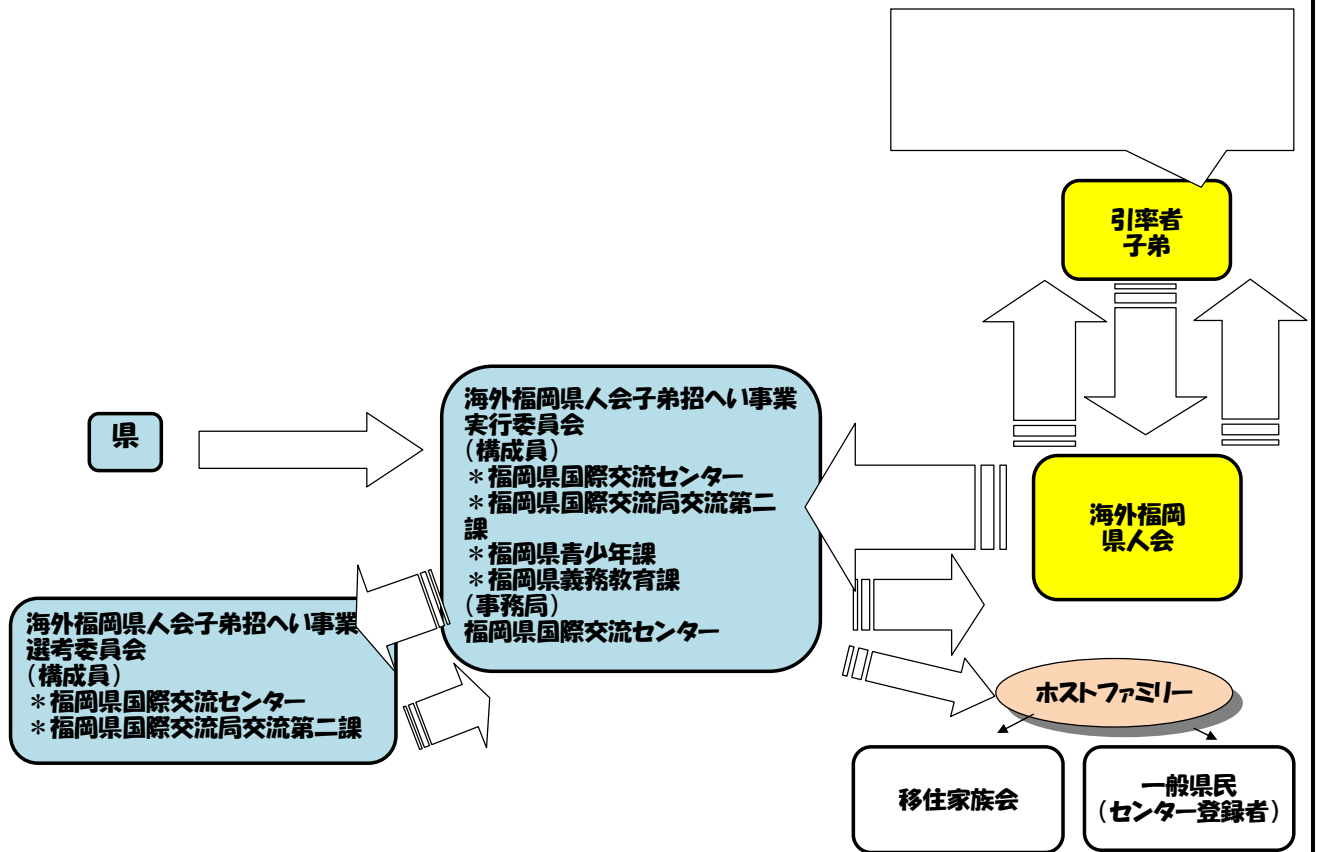
1

県



		370	-	-	-		476

	H24	H25	34116
	9,806	9,806	19,612
	9,806	9,806	19,612
			0
			0
	1,720	1,720	3,440
	7,252	7,252	14,504



		370	-	-	-		476	

17,058

	H
	9,806
	9,806
	1,720
	7,252

17

		21		22		23		4 9	
		2,084,454		6,750,227		5,138,548			
		173,705		562,519		856,424			
		21		22		39%			
		1,641,299	78.7	5,278,002	78.2	3,125,778		60.8	
		22,095	1.06	78,978	1.17	334,006		6.5	
		165,506	7.94	548,118	8.12	1,233,765		24	
		17,093	0.82	102,603	1.52	80,161		1.56	
		153,207	7.35	361,812	5.36	279,537		5.44	
	85,254	4.09	380,713	5.64	85,300		1.66		


[]

7

1

" "

" "



		1100 PV	26	2500 PV		28	3500 PV
		43%				H26	50%

						226,309
	H24	H25	H26	H27	H28	
	52,670	52,670	52,670	0	0	158,010
	52,670	52,670	52,670			158,010
						0
						0
	5,400	5,400	5,400			16,200
	22,766	22,766	22,766			68,299

[]



[]

7

1

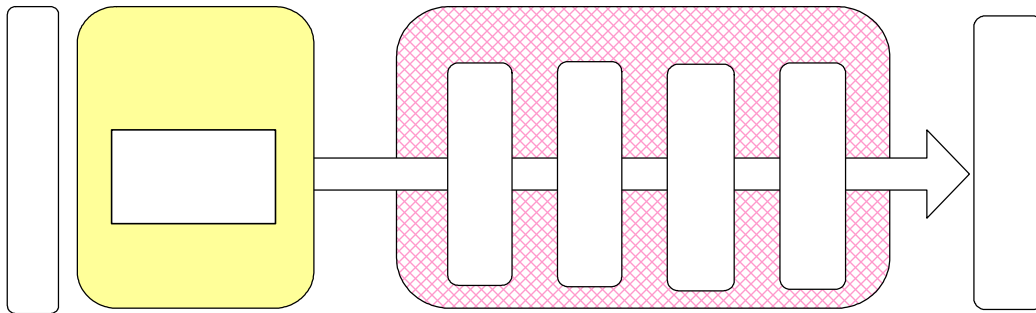
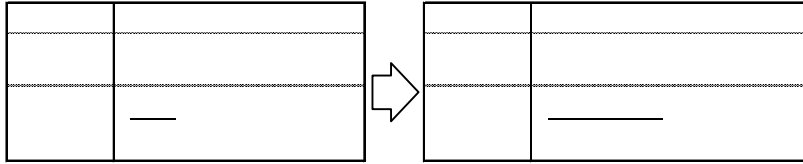
" "

" "

	23	1100 PV	26	2500 PV		28	3500 PV	
	23	43%				H26	50%	

59,505

	H24
	36,739
	36,739
	5,400
	22,766

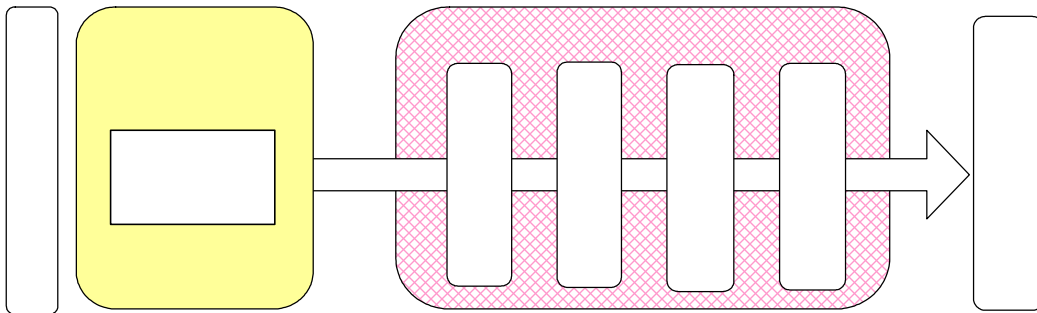
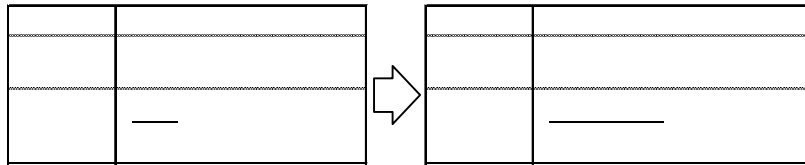


				24	25	26	27	28
			5,772					
			8,219					

			H26	203		H28	339

	H24	H25	H26	H27	H28	187,635
	5,772	5,772	5,772	5,772	5,772	28,860
	4,298	4,298	4,298	4,298	4,298	21,490
						0
	1,474	1,474	1,474	1,474	1,474	7,370
	7,532	7,532	7,532	7,532	7,532	37,660
	31,755	31,755	31,755	31,755	31,755	158,775





				24	25	26	27	28
			5,772					→
			6,408					→

			H26	203		H28	339	

31,527

	H24
	5,772
	4,298
	1,474
	7,532
	31,755

					H24		H26

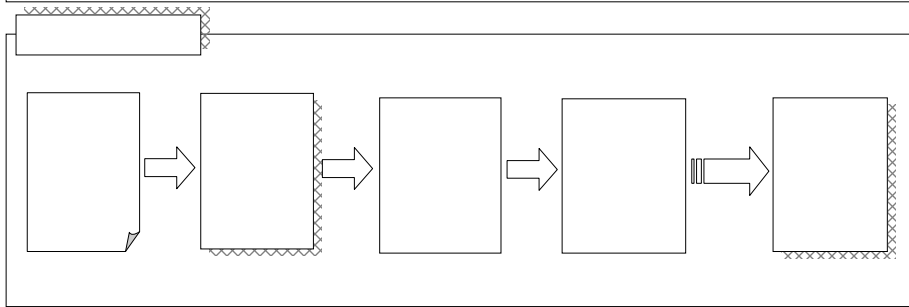
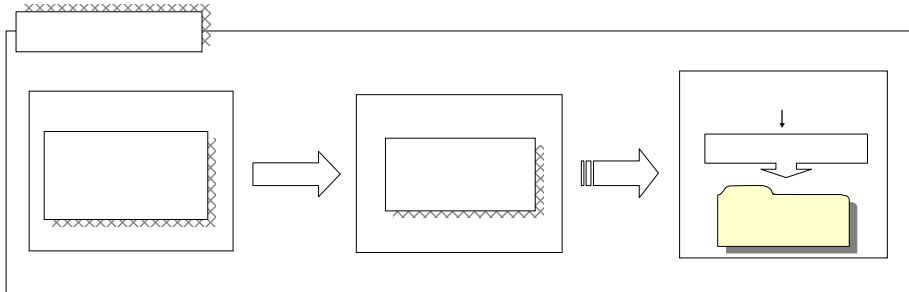
[]

H23 3 11 ()

- (1) ()
- (2)

[]

[]



				24	25	26	27	28
			8,219					→
			5,772					→

			H26	280,000		H28	360,000

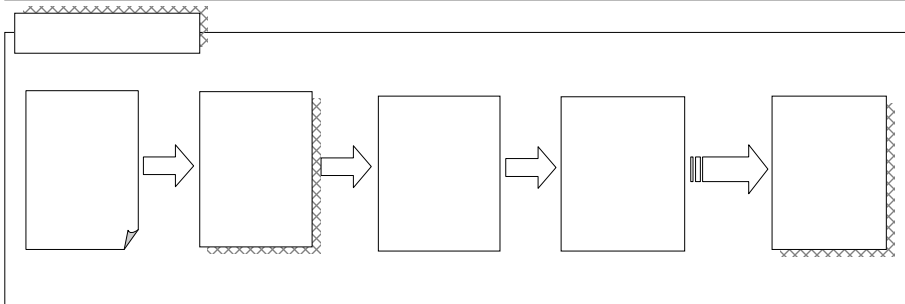
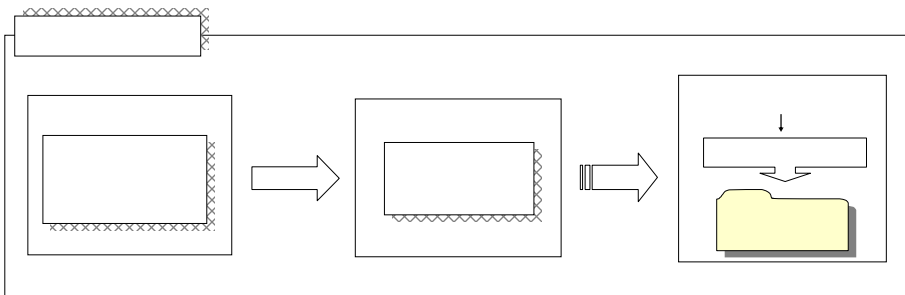
							98,413
	H24	H25	H26	H27	H28		
	8,219	2,701	2,701	2,701	2,701		19,023
	8,219	2,701	2,701	2,701	2,701		19,023
							0
							0
	3,766	3,766	3,766	3,766	3,766		18,830
	15,878	15,878	15,878	15,878	15,878		79,390

[]



[]

[]



				24	25	26	27	28
			6,408					→
			5,772					→

			H26	280,000		H28	360,000	

22,286

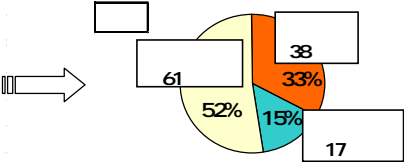
	H24
	6,408
	6,408
	3,766
	15,878

					H24		H26

[]

	H11
	59
	161
	220

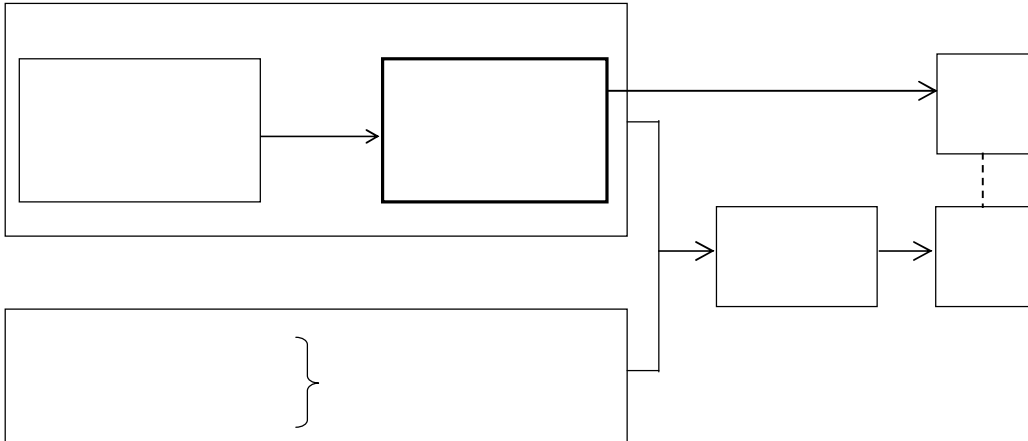
H18	H19	H20	H21	H22
63	90	103	114	116
114	104	96	81	64
177	194	199	195	180



H19	H20	H21	H22	H23
[Redacted]				[Redacted]
[Redacted]			[Redacted]	
[Redacted]			[Redacted]	
		(4)		[Redacted]

[]


[]



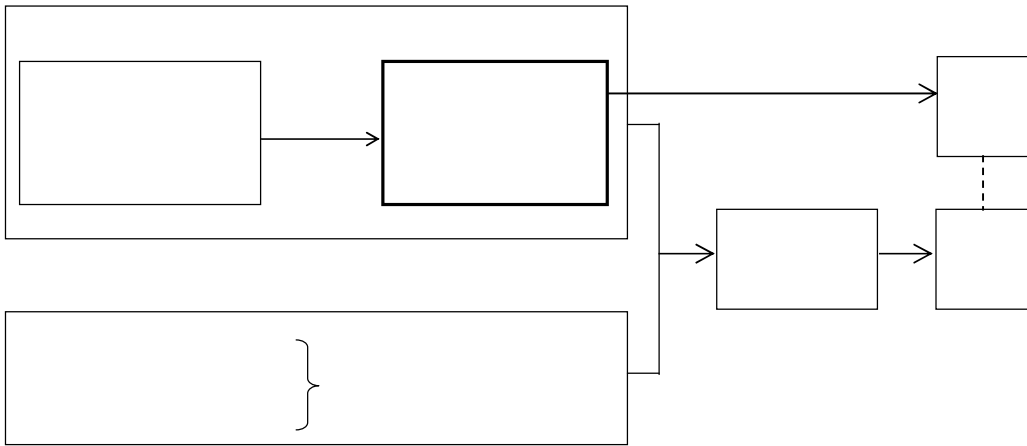
			H26	75		H28	125

110765						
	H24	H25	H26	H27	H28	
	6,275	6,275	6,275	6,275	6,275	31,375
	3,501	3,501	3,501	3,501	3,501	17,505
						0
	2,774	2,774	2,774	2,774	2,774	13,870
	3,766	3,766	3,766	3,766	3,766	18,830
	15,878	15,878	15,878	15,878	15,878	79,390

[]



[]



			H26	75		H28	125	

21,052

	H24
	5174
	2400
	2774
	3766
	15878