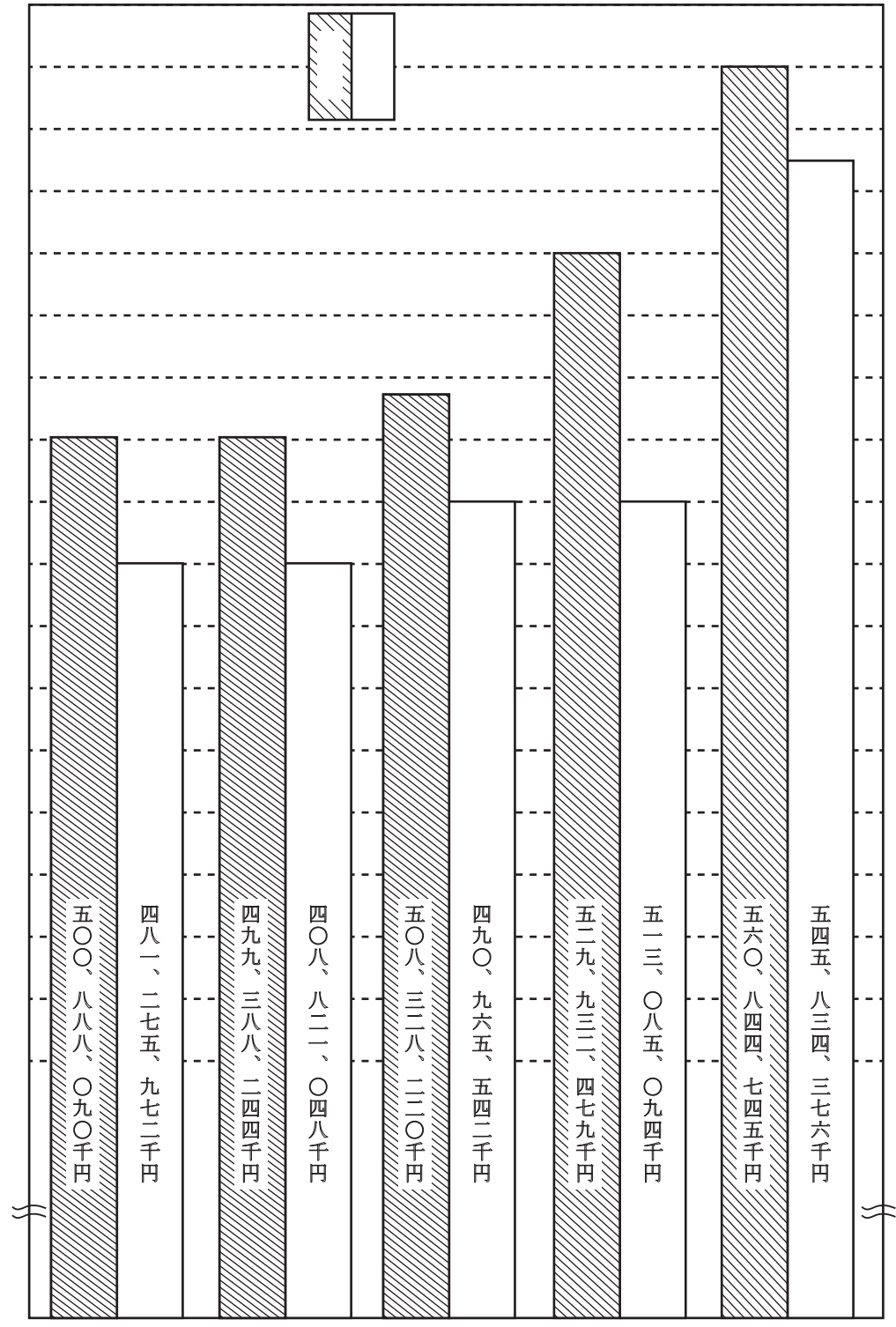


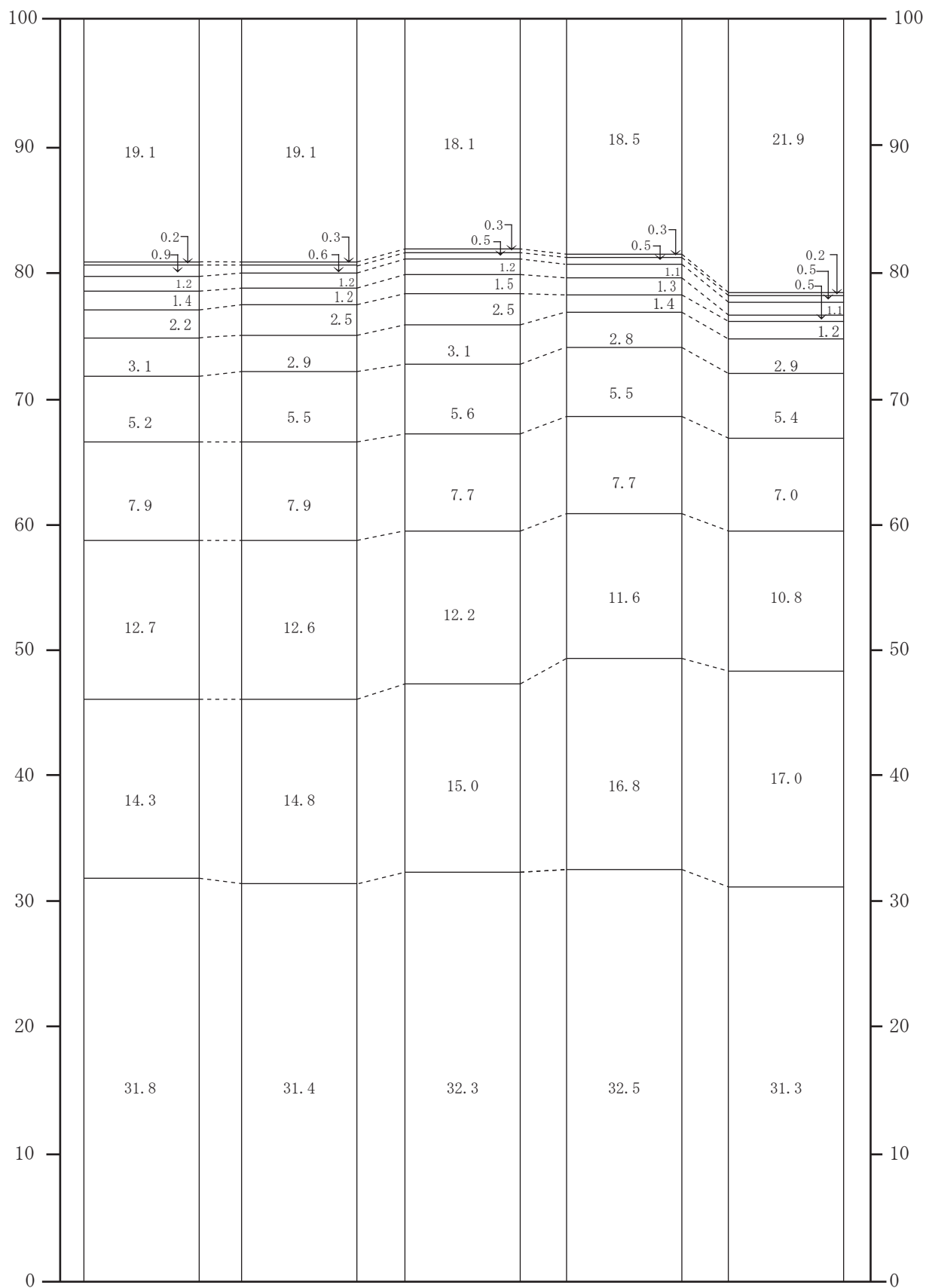
第2 県税調定収入に関する調

	22	26	31
	22	26	32
26			33
	22	26	34
	22	26	37
25			40
	22	26	43

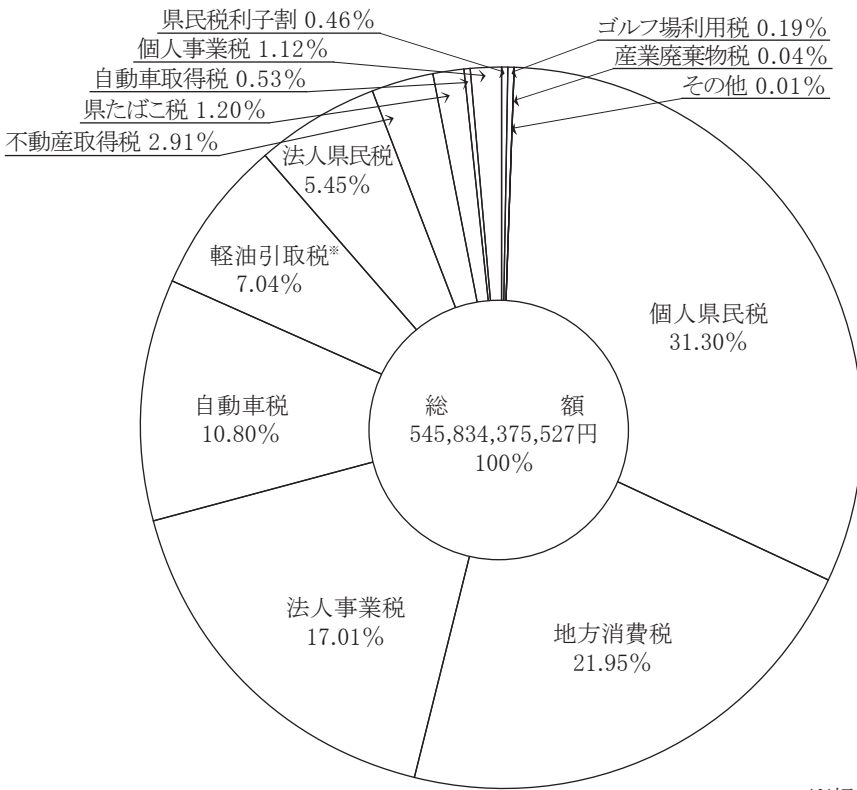
図表3 県税調定・収入額累年比較



図表4 県税決算額構成比累年比較



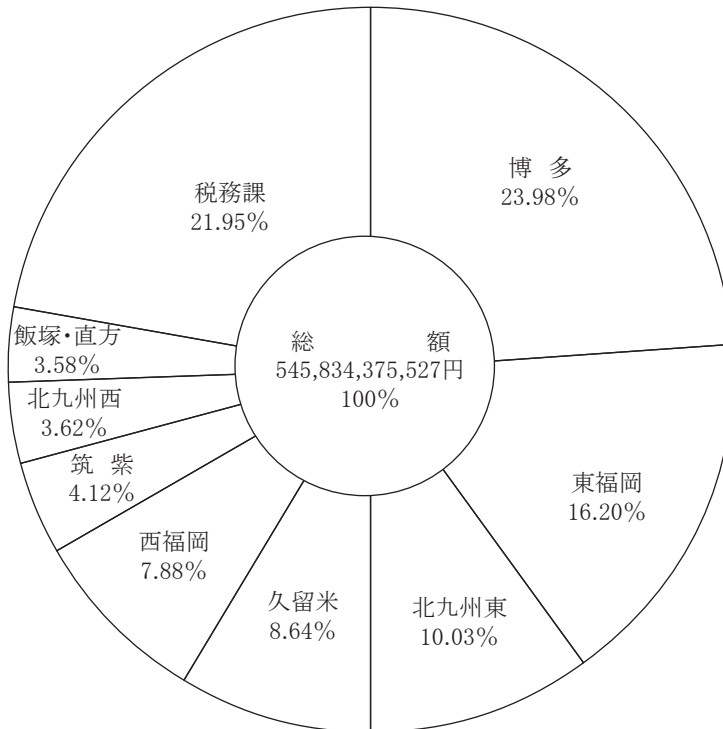
図表5 平成26年度県税収入状況



※軽油引取税は新法・旧法を合算

注) 端数処理の関係で合計は一致しない。

2 県税事務所別



注) 端数処理の関係で合計は一致しない。

.....	
.....	478,365,556,000	481,275,971,818	500,888,089,847	100.61	96.08
.....	478,083,584,000	480,993,517,785	500,307,143,764	100.61	96.14
.....	150,585,093,000	150,844,462,205	163,054,115,164	100.17	92.51
.....	846,981,000	1,570,019,882	1,570,019,882	185.37	100.00
.....	509,903,000	533,865,514	533,865,514	104.70	100.00
.....	24,472,981,000	25,015,125,809	25,332,730,495	102.22	98.75
.....	4,247,357,000	4,174,593,904	4,174,593,904	98.29	100.00
.....	5,703,499,000	5,657,509,436	6,279,655,860	99.19	90.09
.....	67,091,624,000	68,855,782,540	69,790,902,079	102.63	98.66
.....	66,436,897,000	66,062,427,913	66,062,427,913	99.44	100.00
.....	27,053,949,000	25,759,529,040	25,759,529,040	95.22	100.00
.....	14,501,531,000	14,988,035,575	16,866,502,858	103.35	88.86
.....	10,120,250,000	10,619,102,534	10,620,492,524	104.93	99.99
.....	1,109,777,000	1,080,401,400	1,179,523,836	97.35	91.60
.....	6,860,268,000	6,728,470,700	6,728,470,700	98.08	100.00
.....	37,715,362,000	38,151,002,189	38,900,222,471	101.16	98.07
.....	60,821,343,000	60,946,537,744	63,443,519,420	100.21	96.06
.....	6,708,000	6,651,400	9,076,609	99.16	73.28
.....	-	-	-	-	-
.....	61,000	0	1,495,495	0.00	0.00
.....	281,972,000	282,454,033	580,946,083	100.17	48.62
.....	17,062,000	17,631,800	315,730,930	103.34	5.58
.....	39,519,000	39,492,700	39,492,700	99.93	100.00
.....	225,391,000	225,329,533	225,722,453	99.97	99.83

.....	
.....	478,941,002,000	480,821,047,829	499,388,243,938	100.39	96.28
.....	478,695,512,000	480,577,039,822	499,082,513,697	100.39	96.29
.....	148,798,189,000	148,658,371,297	161,174,721,947	99.91	92.23
.....	1,825,570,000	1,806,371,657	1,806,371,657	98.95	100.00
.....	449,272,000	449,162,253	449,162,253	99.98	100.00
.....	26,064,798,000	26,248,274,246	26,524,074,239	100.70	98.96
.....	3,142,426,000	3,137,205,997	3,137,205,997	99.83	100.00
.....	5,619,366,000	5,654,970,919	6,206,087,126	100.63	91.12
.....	70,671,521,000	71,308,375,279	72,014,781,199	100.90	99.02
.....	61,481,363,000	61,189,098,657	61,189,098,657	99.52	100.00
.....	30,106,856,000	30,690,294,055	30,690,294,055	101.94	100.00
.....	13,707,641,000	13,963,342,451	15,542,376,428	101.87	89.84
.....	12,170,114,000	12,199,625,120	12,199,735,579	100.24	100.00
.....	1,102,290,000	1,122,450,837	1,164,600,986	101.83	96.38
.....	5,789,241,000	5,868,172,500	5,868,172,500	101.36	100.00
.....	37,603,985,000	37,880,497,327	38,701,833,021	100.74	97.88
.....	60,156,072,000	60,394,075,123	62,403,318,549	100.40	96.78
.....	6,745,000	6,752,104	9,184,009	100.11	73.52
.....	-	-	-	-	-
.....	63,000	0	1,495,495	0.00	0.00
.....	245,490,000	244,008,007	305,730,241	99.40	79.81
.....	8,849,000	9,503,184	68,853,143	107.39	13.80
.....	38,190,000	38,272,500	38,272,500	100.22	100.00
.....	198,451,000	196,232,323	198,604,598	98.88	98.81

.....	
.....	489,534,749,000	490,965,541,573	508,328,219,667	100.29	96.58
.....	489,316,585,000	490,745,160,333	508,081,401,617	100.29	96.59
.....	155,730,213,000	156,071,010,957	168,282,521,956	100.22	92.74
.....	1,870,117,000	1,901,989,842	1,901,989,842	101.70	100.00
.....	484,756,000	487,145,657	487,145,657	100.49	100.00
.....	27,253,343,000	27,371,619,838	27,610,205,633	100.43	99.14
.....	2,592,899,000	2,632,936,319	2,632,936,319	101.54	100.00
.....	5,652,493,000	5,659,982,997	6,143,958,953	100.13	92.12
.....	73,642,866,000	73,707,370,732	74,244,051,697	100.09	99.28
.....	57,655,609,000	58,280,448,482	58,280,448,482	101.08	100.00
.....	30,613,198,000	30,803,232,048	30,803,232,048	100.62	100.00
.....	15,471,810,000	15,375,769,566	16,729,278,736	99.38	91.91
.....	12,083,610,000	12,091,670,265	12,091,670,265	100.07	100.00
.....	1,078,662,000	1,133,840,649	1,133,840,649	105.12	100.00
.....	7,543,670,000	7,526,140,300	7,526,140,300	99.77	100.00
.....	37,722,670,000	37,704,567,683	38,573,721,207	99.95	97.75
.....	59,914,172,000	59,991,062,198	61,629,946,073	100.13	97.34
.....	6,467,000	6,372,800	8,818,305	98.54	72.27
.....	-	-	-	-	-
.....	30,000	0	1,495,495	0.00	0.00
.....	218,164,000	220,381,240	246,818,050	101.02	89.29
.....	2,370,000	2,460,000	28,896,810	103.80	8.51
.....	35,517,000	35,664,800	35,664,800	100.42	100.00
.....	180,277,000	182,256,440	182,256,440	101.10	100.00

.....	
.....	508,998,164,000	513,085,093,604	529,932,478,659	100.80	96.82
.....	508,766,827,000	512,853,441,511	529,689,347,236	100.80	96.82
.....	156,732,569,000	157,080,821,764	169,370,208,393	100.22	92.74
.....	4,062,992,000	3,958,524,834	3,958,524,834	97.43	100.00
.....	5,955,969,000	5,954,003,225	5,954,003,225	99.97	100.00
.....	27,871,560,000	28,242,920,928	28,492,016,852	101.33	99.13
.....	2,614,787,000	2,578,836,863	2,578,836,863	98.63	100.00
.....	5,849,694,000	5,869,362,815	6,268,624,141	100.34	93.63
.....	84,645,031,000	86,372,072,883	86,959,991,507	102.04	99.32
.....	59,833,426,000	59,891,347,977	59,891,347,977	100.10	100.00
.....	34,014,489,000	34,853,621,351	34,853,621,351	102.47	100.00
.....	13,944,944,000	14,285,058,475	15,417,174,325	102.44	92.66
.....	7,224,145,000	7,243,468,674	7,243,468,674	100.27	100.00
.....	1,068,136,000	1,067,464,100	1,073,710,500	99.94	99.42
.....	6,444,274,000	6,555,768,800	6,555,768,800	101.73	100.00
.....	39,013,294,000	39,270,224,992	40,135,459,143	100.66	97.84
.....	59,485,730,000	59,624,118,930	60,928,266,846	100.23	97.86
.....	5,787,000	5,824,900	8,323,805	100.65	69.98
.....	-	-	-	-	-
.....	0	0	0	0.00	0.00
.....	231,337,000	231,652,093	243,131,423	100.14	95.28
.....	1,964,000	2,160,000	13,639,330	109.98	15.84
.....	34,858,000	34,977,200	34,977,200	100.34	100.00
.....	194,515,000	194,514,893	194,514,893	100.00	100.00

平成 26 年 度


区 分	予 算 額 (収 入 額) ①	決 算 額 (収 入 額) ②	調 定 額 (滞繰分を含む) ③	収 入 歩 合	
				②/①	②/③
	円	円	円	%	%
県 税	539,662,251,000	545,834,375,527	560,844,745,274	101.14	97.32
普 通 税	539,429,149,000	545,600,578,571	560,605,539,007	101.14	97.32
個 人 県 民 税	158,664,719,000	159,385,328,673	170,530,707,025	100.45	93.46
県 民 税 配 当 割	7,541,256,000	7,343,590,252	7,343,590,252	97.38	100.00
県 民 税 株 式 等 譲 渡 所 得 割	4,208,993,000	4,096,249,943	4,096,249,943	97.32	100.00
法 人 県 民 税	29,564,912,000	29,738,501,615	29,961,604,799	100.59	99.26
県 民 税 利 子 割	2,511,898,000	2,528,943,190	2,528,943,190	100.68	100.00
個 人 事 業 税	6,087,983,000	6,111,748,930	6,418,958,456	100.39	95.21
法 人 事 業 税	92,717,290,000	92,831,603,691	93,334,551,229	100.12	99.46
地 方 消 費 税 譲 渡 割	65,990,764,000	67,839,416,623	67,839,416,623	102.80	100.00
地 方 消 費 税 貨 物 割	48,821,881,000	51,956,502,798	51,956,502,798	106.42	100.00
不 動 産 取 得 税	15,786,460,000	15,872,127,949	16,858,166,221	100.54	94.15
県 た ば こ 税	6,536,548,000	6,556,544,470	6,556,544,470	100.31	100.00
ゴ ル フ 場 利 用 税	1,051,114,000	1,059,579,550	1,059,579,550	100.81	100.00
自 動 車 取 得 税	2,923,809,000	2,869,311,300	2,869,311,300	98.14	100.00
軽 油 引 取 税	38,241,015,000	38,433,971,468	39,242,536,235	100.50	97.94
自 動 車 税	58,774,816,000	58,971,452,919	60,000,569,411	100.33	98.28
鉦 区 税	5,691,000	5,705,200	8,307,505	100.25	68.68
固 定 資 産 税	-	-	-	-	-
旧 法 に よ る 税	0	0	0	0.00	0.00
目 的 税	233,102,000	233,796,956	239,206,267	100.30	97.74
軽 油 引 取 税 (旧 法)	1,015,000	1,013,880	6,423,191	99.89	15.78
狩 猟 税	33,401,000	33,311,600	33,311,600	99.73	100.00
産 業 廃 棄 物 税	198,686,000	199,471,476	199,471,476	100.40	100.00

.....		

%\$ %% %&	98,242,405,667	15,728,072,520	16.01	97,430,053,271	13,754,241,106	14.12
	140,293,938,619	78,858,532,710	56.21	137,935,888,882	79,339,486,762	57.52
	183,547,369,234	140,773,065,203	76.70	178,191,170,625	138,695,602,617	77.84
	335,747,056,462	182,721,276,655	54.42	330,172,858,565	179,760,340,440	54.44
	355,512,739,455	217,310,416,763	61.13	349,316,192,545	213,696,317,430	61.18
	369,571,394,760	246,340,100,127	66.66	363,209,200,130	243,546,660,969	67.05
	391,557,493,946	280,237,669,726	71.57	386,156,768,497	280,149,591,867	72.55
	429,555,005,092	324,772,112,935	75.61	425,301,787,127	321,982,208,219	75.71
	443,532,957,403	364,252,165,593	82.13	442,429,429,499	364,471,870,103	82.38
	466,223,926,503	399,047,360,347	85.59	463,095,722,861	397,409,683,304	85.82
	480,349,075,771	426,331,075,181	88.75	479,010,396,305	426,612,344,368	89.06
	498,918,184,627	458,813,669,442	91.96	497,807,563,314	456,525,310,176	91.71
	499,174,884,785	471,925,880,307	94.54	497,895,696,738	471,905,398,836	94.78
	500,888,089,847	481,275,971,818	96.08	499,388,243,938	480,821,047,829	96.28
	500,888,089,847	481,275,971,818	96.08	499,388,243,938	480,821,047,829

.....		

%\$ %% %&	96,931,273,185	14,800,591,758	15.27	97,161,523,505	17,818,665,266	18.34
	133,941,261,850	80,009,159,324	59.73	141,259,805,667	84,916,672,335	60.11
	178,678,546,007	138,684,591,049	77.62	187,597,917,832	149,805,642,701	79.85
	338,546,980,994	185,856,092,747	54.90	344,422,226,222	193,608,188,158	56.21
	355,280,996,493	215,526,919,167	60.66	362,525,859,673	220,390,346,105	60.79
	373,667,315,302	247,451,086,109	66.22	382,244,711,911	259,856,467,774	67.98
	392,532,940,972	283,082,692,352	72.12	398,477,409,030	291,474,846,544	73.15
	431,173,820,567	325,428,922,523	75.48	442,955,973,325	331,018,031,197	74.73
	451,611,347,316	371,854,661,213	82.34	463,864,094,855	385,656,982,803	83.14
	472,240,922,315	405,159,562,917	85.80	488,975,076,477	423,281,242,861	86.56
	487,701,562,320	434,929,335,510	89.18	508,262,420,658	455,940,345,294	89.71
	506,731,315,418	465,962,771,300	91.95	528,507,945,113	490,487,525,481	92.81
	506,747,950,661	481,703,248,555	95.06	528,497,881,302	504,352,433,073	95.43
	508,328,219,667	490,965,541,573	96.58	529,932,478,659	513,085,093,604	96.82
	508,328,219,667	490,965,541,573	96.58	529,932,478,659	513,085,093,604



	86,72	
	6,073,	
	13,728,94	
	62,303,05	57.0
	79,175,599	1.8
	8,885,000	0.8

	130,896,827,881	130,007,057,292	224,537	384,503	889,610,623	99.32
	1,354,367,076	882,424,061	17,492	47,151,745	424,808,762	65.15
	132,251,194,957	130,889,481,353	242,029	47,536,248	1,314,419,385	98.97
	88,535,937,549	87,266,644,261	178,586	40,806	1,269,431,068	98.57
	4,281,126,306	1,173,502,427	788	666,183,409	2,441,441,258	27.41
	92,817,063,855	88,440,146,688	179,374	666,224,215	3,710,872,326	95.28
	43,101,659,347	42,847,564,178	786,326	501,621	254,379,874	99.41
	661,982,746	149,318,339	37,500	69,201,999	443,499,908	22.56
	43,763,642,093	42,996,882,517	823,826	69,703,620	697,879,782	98.25
	22,443,896,366	22,108,876,737	214,500	17,200	335,216,929	98.51
	1,626,836,896	360,203,381	14,750	104,759,292	1,161,888,973	22.14
	24,070,733,262	22,469,080,118	229,250	104,776,492	1,497,105,902	93.35
	54,633,891,732	52,889,227,712	377,218	55,000	1,744,986,238	96.81
	3,399,083,069	1,881,942,654	12,500	193,350,180	1,323,802,735	55.37
	58,032,974,801	54,771,170,366	389,718	193,405,180	3,068,788,973	94.38
	19,725,926,477	19,580,390,875	202,944	52,500	145,686,046	99.26
	477,305,506	154,077,807	0	48,329,073	274,898,626	32.28
	20,203,231,983	19,734,468,682	202,944	48,381,573	420,584,672	97.68
	19,582,007,944	19,255,211,816	23,700	0	326,819,828	98.33
	1,288,049,423	304,004,216	0	117,240,634	866,804,573	23.60
	20,870,057,367	19,559,216,032	23,700	117,240,634	1,193,624,401	93.72
	47,132,480,360	46,582,288,716	384,554	182,800	550,393,398	98.83
	1,907,447,175	595,721,634	2,200	143,547,532	1,168,180,209	31.23
	49,039,927,535	47,178,010,350	386,754	143,730,332	1,718,573,607	96.20
	119,795,919,421	119,795,919,421	0	0	0	100.00
	0	0	0	0	0	-
	119,795,919,421	119,795,919,421	0	0	0	100.00
	545,848,547,077	540,333,181,008	2,392,365	1,234,430	5,516,524,004	98.99
	14,996,198,197	5,501,194,519	85,230	1,389,763,864	8,105,325,044	36.68
	560,844,745,274	545,834,375,527	2,477,595	1,390,998,294	13,621,849,048	97.32

科 目	平成22年度			
	調定額 (滞納繰越分を含む)	決算額	対前年度比	
			調定額	決算額
	円	円	%	%
県 民 税				
個人県民税		46 0 43 56 544	40	, 56 202 1 45
県民税配当割		0 0 88 7 2	, 0 0 88	7 2 1, 8
県民税株式等譲渡所得割		8 4 6 533 5 5	, 8 4 6 533	5 5 9 8
法人県民税		2 4 5 03 3 7	5 20,	5 8 29 4 , 08
県民税利子割		4 4 9 9 0 7 3 4	, 9 1 9	0 7 3 9, 19
計		4 9 4 6 9 2 9 5 3 8 5	, 8 , 4 6 3	1 7 9, 6
事 業 税				
個人事業税		6 9 2 6 8 6 0 5 5	, 6 4 9 5 5 6 7	3 0,
法人事業税		9 6 9 0 0 0 7 8 3 7	, 8 , 5 0 7 5 8 9	
計		6 0 0 9 9 7 5 6 7 3	, , 9 2 3 6	9 7 9
地 方 消 費 税				
譲渡割		6 6 0 6 2 9 2 7	3 6 0 6 2, 9 2	7 3 9
貨物割		2 9 4 9 5 2 0 7 5	, 2 9, 4 9 5 2 0 7 5	8
計		9 8 9 2 6 5 9 5 3	, 9 2 6	5 4 5 3 1
不 動 産 取 得 税		8 6 6 0 8 2 5 1 5	9 8 8, 0,	3 5 5 8 7
県たばこ税		4 0 6 0 2 2 2 5	, 0 0 , 4 0 2	5 3, 0
ゴルフ場利用税		9 8 2 7 3 3 4	8 0 4 0 0 0 0	9, 1 9
自動車取得税		4 6 8 2 0 0 0 7	7 6 8, 2 , 0 0 0	7 8 7
軽油引取税		8 9 0 0 3 2 2 2	, 7 , 3 0 8 2	4,
自動車税		4 4 6 4 9 3 3 0 2 4	3 0 , 6 4 ,	5 3 7 9 7
鉦区税		9 0 6 0 0 7	4 6 6 ,	0 0 5 9 8
固定資産税		-	-	-
旧法による税		4 4 9 9 5 5	, ,	4 1
普通税計		0 4 0 5 4 3 6 7 3 8	7 0 9 , , 8 3 5	7 9 5 9 6
自動車取得税(旧法)	(-	-	-
軽油引取税(旧法)			9 5 0 3 7 3	, 6 8 0 0 7 3 6
狩猟税		4 9 9 3 0 0	7 9 , 9 , 3 0 0	9 7
産業廃棄物税		4 2 2 2 5 7 5 3	, 2 2 9 , 2 5 3 4 5 3	
目的税計		4 9 6 0	3 8 4 , 2 2 , 0 5 3 3	
合計		0 8 8 8 3 0 8 4 8	, 7 2 , 8 8 7	7 9 , 6

<新法・旧法合算額>

自動車取得税		46 8 2 0 0 0 7	7 6 8, 2 , 0 0 0	7 8 7
軽油引取税		9 4 2 3 5 5 3 8	, 8 6 3 , 9 8 9	3 3 , 0 1 9

科 目	平成23年度			
	調定額 (滞納繰越分を含む)	決算額	対前年度比	
			調定額	決算額
	円	円	%	%
県 民 税				
個人県民税	161,174,721,947	148,658,371,297	98.85	98.55
県民税配当割	1,806,371,657	1,806,371,657	115.05	115.05
県民税株式等譲渡所得割	449,162,253	449,162,253	84.13	84.13
法人県民税	26,524,074,239	26,248,274,246	104.70	104.93
県民税利子割	3,137,205,997	3,137,205,997	75.15	75.15
計	193,091,536,093	180,299,385,450	99.19	98.99
事 業 税				
個人事業税	6,206,087,126	5,654,970,919	98.83	99.96
法人事業税	72,014,781,199	71,308,375,279	103.19	103.56
計	78,220,868,325	76,963,346,198	102.83	103.29
地 方 消 費 税				
譲渡割	61,189,098,657	61,189,098,657	92.62	92.62
貨物割	30,690,294,055	30,690,294,055	119.14	119.14
計	91,879,392,712	91,879,392,712	100.06	100.06
不 動 産 取 得 税	15,542,376,428	13,963,342,451	92.15	93.16
県 た ば こ 税	12,199,735,579	12,199,625,120	114.87	114.88
ゴ ル フ 場 利 用 税	1,164,600,986	1,122,450,837	98.73	103.89
自 動 車 取 得 税	5,868,172,500	5,868,172,500	87.21	87.21
軽 油 引 取 税	38,701,833,021	37,880,497,327	99.49	99.29
自 動 車 税	62,403,318,549	60,394,075,123	98.36	99.09
鉦 区 税	9,184,009	6,752,104	101.18	101.51
固 定 資 産 税	-	-	-	-
旧 法 に よ る 税	1,495,495	-	100.00	-
普通税計	499,082,513,697	480,577,039,822	99.76	99.91
自動車取得税(旧法)	-	-	-	-
軽油引取税(旧法)	68,853,143	9,503,184	21.81	53.90
狩 猟 税	38,272,500	38,272,500	96.91	96.91
産 業 廃 棄 物 税	198,604,598	196,232,323	87.99	87.09
目的税計	305,730,241	244,008,007	52.63	86.39
合 計	499,388,243,938	480,821,047,829	99.70	99.91

<新法・旧法合算額>

自動車取得税	5,868,172,500	5,868,172,500	87.21	87.21
軽油引取税	38,770,686,164	37,890,000,511	98.86	99.27

科 目	平成24年度			
	調定額 (滞納繰越分を含む)	決算額	対前年度比	
			調定額	決算額
	円	円	%	%
県 民 税				
個人県民税	168,282,521,956	156,071,010,957	104.41	104.99
県民税配当割	1,901,989,842	1,901,989,842	105.29	105.29
県民税株式等譲渡所得割	487,145,657	487,145,657	108.46	108.46
法人県民税	27,610,205,633	27,371,619,838	104.09	104.28
県民税利子割	2,632,936,319	2,632,936,319	83.93	83.93
計	200,914,799,407	188,464,702,613	104.05	104.53
事 業 税				
個人事業税	6,143,958,953	5,659,982,997	99.00	100.09
法人事業税	74,244,051,697	73,707,370,732	103.10	103.36
計	80,388,010,650	79,367,353,729	102.77	103.12
地 方 消 費 税				
譲渡割	58,280,448,482	58,280,448,482	95.25	95.25
貨物割	30,803,232,048	30,803,232,048	100.37	100.37
計	89,083,680,530	89,083,680,530	96.96	96.96
不 動 産 取 得 税	16,729,278,736	15,375,769,566	107.64	110.12
県 た ば こ 税	12,091,670,265	12,091,670,265	99.11	99.12
ゴ ル フ 場 利 用 税	1,133,840,649	1,133,840,649	97.36	101.01
自 動 車 取 得 税	7,526,140,300	7,526,140,300	128.25	128.25
軽 油 引 取 税	38,573,721,207	37,704,567,683	99.67	99.54
自 動 車 税	61,629,946,073	59,991,062,198	98.76	99.33
鉦 区 税	8,818,305	6,372,800	96.02	94.38
固 定 資 産 税	-	-	-	-
旧 法 に よ る 税	1,495,495	-	100.00	-
普通税計	508,081,401,617	490,745,160,333	101.80	102.12
自動車取得税(旧法)	-	-	-	-
軽油引取税(旧法)	28,896,810	2,460,000	41.97	25.89
狩 猟 税	35,664,800	35,664,800	93.19	93.19
産 業 廃 棄 物 税	182,256,440	182,256,440	91.77	92.88
目的税計	246,818,050	220,381,240	80.73	90.32
合 計	508,328,219,667	490,965,541,573	101.79	102.11

＜新法・旧法合算額＞

自動車取得税	7,526,140,300	7,526,140,300	128.25	128.25
軽油引取税	38,602,618,017	37,707,027,683	99.57	99.52

科 目	平成25年度			
	調定額 (滞納繰越分を含む)	決算額	対前年度比	
			調定額	決算額
	円	円	%	%
県 民 税				
個人県民税	169,370,208,393	157,080,821,764	100.65	100.65
県民税配当割	3,958,524,834	3,958,524,834	208.13	208.13
県民税株式等譲渡所得割	5,954,003,225	5,954,003,225	1,222.22	1,222.22
法人県民税	28,492,016,852	28,242,920,928	103.19	103.18
県民税利子割	2,578,836,863	2,578,836,863	97.95	97.95
計	210,353,590,167	197,815,107,614	104.70	104.96
事 業 税				
個人事業税	6,268,624,141	5,869,362,815	102.03	103.70
法人事業税	86,959,991,507	86,372,072,883	117.13	117.18
計	93,228,615,648	92,241,435,698	115.97	116.22
地 方 消 費 税				
譲渡割	59,891,347,977	59,891,347,977	102.76	102.76
貨物割	34,853,621,351	34,853,621,351	113.15	113.15
計	94,744,969,328	94,744,969,328	106.36	106.36
不 動 産 取 得 税	15,417,174,325	14,285,058,475	92.16	92.91
県 た ば こ 税	7,243,468,674	7,243,468,674	59.90	59.90
ゴ ル フ 場 利 用 税	1,073,710,500	1,067,464,100	94.70	94.15
自 動 車 取 得 税	6,555,768,800	6,555,768,800	87.11	87.11
軽 油 引 取 税	40,135,459,143	39,270,224,992	104.05	104.15
自 動 車 税	60,928,266,846	59,624,118,930	98.86	99.39
鉦 区 税	8,323,805	5,824,900	94.39	91.40
固 定 資 産 税	-	-	-	-
旧 法 に よ る 税	0	-	0.00	-
普通税計	529,689,347,236	512,853,441,511	104.25	104.51
自動車取得税(旧法)	-	-	-	-
軽油引取税(旧法)	13,639,330	2,160,000	47.20	87.80
狩 猟 税	34,977,200	34,977,200	98.07	98.07
産 業 廃 棄 物 税	194,514,893	194,514,893	106.73	106.73
目的税計	243,131,423	231,652,093	98.51	105.11
合 計	529,932,478,659	513,085,093,604	104.25	104.51

<新法・旧法合算額>

自動車取得税	6,555,768,800	6,555,768,800	87.11	87.11
軽油引取税	40,149,098,473	39,272,384,992	104.01	104.15

科 目	平成26年度			
	調定額 (滞納繰越分を含む)	決算額	対前年度比	
			調定額	決算額
	円	円	%	%
県 民 税				
個人県民税	170,530,707,025	159,385,328,673	100.69	101.47
県民税配当割	7,343,590,252	7,343,590,252	185.51	185.51
県民税株式等譲渡所得割	4,096,249,943	4,096,249,943	68.80	68.80
法人県民税	29,961,604,799	29,738,501,615	105.16	105.30
県民税利子割	2,528,943,190	2,528,943,190	98.07	98.07
計	214,461,095,209	203,092,613,673	101.95	102.67
事 業 税				
個人事業税	6,418,958,456	6,111,748,930	102.40	104.13
法人事業税	93,334,551,229	92,831,603,691	107.33	107.48
計	99,753,509,685	98,943,352,621	107.00	107.27
地 方 消 費 税				
譲渡割	67,839,416,623	67,839,416,623	113.27	113.27
貨物割	51,956,502,798	51,956,502,798	149.07	149.07
計	119,795,919,421	119,795,919,421	126.44	126.44
不 動 産 取 得 税	16,858,166,221	15,872,127,949	109.35	111.11
県 た ば こ 税	6,556,544,470	6,556,544,470	90.52	90.52
ゴ ル フ 場 利 用 税	1,059,579,550	1,059,579,550	98.68	99.26
自 動 車 取 得 税	2,869,311,300	2,869,311,300	43.77	43.77
軽 油 引 取 税	39,242,536,235	38,433,971,468	97.78	97.87
自 動 車 税	60,000,569,411	58,971,452,919	98.48	98.91
鉦 区 税	8,307,505	5,705,200	99.80	97.95
固 定 資 産 税	-	-	-	-
旧 法 に よ る 税	0	-	0.00	-
普通税計	560,605,539,007	545,600,578,571	105.84	106.39
自動車取得税(旧法)	-	-	-	-
軽油引取税(旧法)	6,423,191	1,013,880	47.09	46.94
狩 猟 税	33,311,600	33,311,600	95.24	95.24
産 業 廃 棄 物 税	199,471,476	199,471,476	102.55	102.55
目的税計	239,206,267	233,796,956	98.39	100.93
合 計	560,844,745,274	545,834,375,527	105.83	106.38

＜新法・旧法合算額＞

自動車取得税	2,869,311,300	2,869,311,300	43.77	43.77
軽油引取税	39,248,959,426	38,434,985,348	97.76	97.87

